

ภาคผนวก ง

เอกสารรับรองการสอบเทียบเครื่องมือ



right solutions.
right partner.

รายการเครื่องมือที่ใช้ในการวิเคราะห์ / ทดสอบ

Sample Name	Parameter	Equipment Name	ID No.	Calibrated Date	Next Cal	Freq. Calibrate (Months)
Ambient	Total Suspended Particulate	High Volume	RYG_FS0179	-	-	On site Calibration
Ambient	Total Suspended Particulate	High Volume	RYG_FS0174	-	-	On site Calibration
Ambient	Total Suspended Particulate	High Volume	RYG_FS0177	-	-	On site Calibration
Ambient	Total Suspended Particulate	High Volume	RYG_FS0175	-	-	On site Calibration
Ambient	Total Suspended Particulate	High Volume	RYG_FS0173	-	-	On site Calibration
Ambient	Total Suspended Particulate	High Volume	RYG_FS0182	-	-	On site Calibration
Ambient	Total Suspended Particulate	Digital Balance	RYG_EN0001	1-Mar-23	1-Mar-24	12
Ambient	Particulate Matter (PM-10)	High Volume	RYG_FS0191	-	-	On site Calibration
Ambient	Particulate Matter (PM-10)	High Volume	RYG_FS0399	-	-	On site Calibration
Ambient	Particulate Matter (PM-10)	High Volume	RYG_FS0187	-	-	On site Calibration
Ambient	Particulate Matter (PM-10)	High Volume	RYG_FS0183	-	-	On site Calibration
Ambient	Particulate Matter (PM-10)	High Volume	RYG_FS0400	-	-	On site Calibration
Ambient	Particulate Matter (PM-10)	High Volume	RYG_FS0184	-	-	On site Calibration
Ambient	Particulate Matter (PM-10)	Digital Balance	RYG_EN0001	1-Mar-23	1-Mar-24	12
Ambient	Arsenic	High Volume	RYG_FS0173	-	-	On site Calibration
Ambient	Arsenic	ICP-OES	BKK_EL0037	2-Mar-23	1-Mar-24	12
Ambient	Cadmium	High Volume	RYG_FS0173	-	-	On site Calibration
Ambient	Cadmium	ICP-OES	BKK_EL0037	2-Mar-23	1-Mar-24	12
Ambient	Lead	High Volume	RYG_FS0173	-	-	On site Calibration
Ambient	Lead	ICP-OES	BKK_EL0037	2-Mar-23	1-Mar-24	12
Ambient	Mercury	High Volume	RYG_FS0173	-	-	On site Calibration
Ambient	Mercury	CVAFS	BKK_EL0011	7-Jun-22	6-Jun-23	12
Ambient	Nitrogen Dioxide	NO ₂ Analyzer	RYG_FS0533	5-Jan-23	5-Jul-23	6
Ambient	Nitrogen Dioxide	NO ₂ Analyzer	RYG_FS0252	5-Jan-23	5-Jul-23	6
Ambient	Nitrogen Dioxide	NO ₂ Analyzer	RYG_FS0255	5-Jan-23	5-Jul-23	6
Ambient	Nitrogen Dioxide	NO ₂ Analyzer	RYG_FS0261	5-Jan-23	5-Jul-23	6
Ambient	Nitrogen Dioxide	NO ₂ Analyzer	RYG_FS0264	5-Jan-23	5-Jul-23	6
Ambient	Nitrogen Dioxide	NO ₂ Analyzer	RYG_FS0453	5-Jan-23	5-Jul-23	6
Ambient	Nitrogen Dioxide	NO ₂ Analyzer	BKK_FS1064	5-Jan-23	5-Jul-23	6
Ambient	Sulfur Dioxide	SO ₂ Analyzer	RYG_FS0251	4-Jan-23	4-Jul-23	6
Ambient	Sulfur Dioxide	SO ₂ Analyzer	RYG_FS0254	4-Jan-23	4-Jul-23	6
Ambient	Sulfur Dioxide	SO ₂ Analyzer	RYG_FS0257	4-Jan-23	4-Jul-23	6
Ambient	Sulfur Dioxide	SO ₂ Analyzer	RYG_FS0263	4-Jan-23	4-Jul-23	6
Ambient	Sulfur Dioxide	SO ₂ Analyzer	RYG_FS0266	4-Jan-23	4-Jul-23	6
Ambient	Sulfur Dioxide	SO ₂ Analyzer	RYG_FS0452	4-Jan-23	4-Jul-23	6
Ambient	Sulfur Dioxide	SO ₂ Analyzer	RYG_FS0532	4-Jan-23	4-Jul-23	6
Ambient	Wind Speed / Wind Direction	Wind Speed / Wind Direction	RYG_FS0081	18-Jan-23	18-Jul-24	18
Ambient	Wind Speed / Wind Direction	Wind Speed / Wind Direction	RYG_FS0087	19-Jan-23	19-Jul-24	18
Ambient	Wind Speed / Wind Direction	Wind Speed / Wind Direction	RYG_FS0610	17-Nov-22	17-May-24	18
Ambient	Wind Speed / Wind Direction	Wind Speed / Wind Direction	RYG_FS0413	10-Feb-23	10-Aug-24	18
Ambient	Wind Speed / Wind Direction	Wind Speed / Wind Direction	RYG_FS0531	19-Jan-23	19-Jul-24	18
Ambient	Wind Speed / Wind Direction	Wind Speed / Wind Direction	RYG_FS0089	19-Jan-23	19-Jul-24	18
Ambient	Wind Speed / Wind Direction	Wind Speed / Wind Direction	RYG_FS0609	18-Nov-22	18-May-24	18
Workplace	Total Dust	Field Rotameter	BKK_FS1040	3-Jan-23	3-Apr-23	3
Workplace	Total Dust	Field Rotameter	RYG_FS0198	1-Apr-23	1-Jul-23	3
Workplace	Total Dust	Digital Balance	RYG_EN0004	1-Mar-23	1-Mar-24	12
Noise	Leq 24 hrs	Sound Calibrator	RYG_FS0213	26-Jan-23	26-Jan-24	12
Noise	Leq 24 hrs	Sound Level Meter	RYG_FS0301	18-Oct-22	18-Oct-23	12
Noise	Leq 24 hrs	Sound Level Meter	RYG_FS0302	11-Jul-22	11-Jul-23	12
Noise	Leq 24 hrs	Sound Calibrator	RYG_FS0213	26-Jan-23	26-Jan-24	12
Noise	Leq 24 hrs	Sound Level Meter	RYG_FS0612	12-Oct-22	12-Oct-23	12
Noise	Leq 24 hrs	Sound Level Meter	RYG_FS0615	12-Oct-22	12-Oct-23	12



right solutions.
right partner.

รายการเครื่องมือที่ใช้ในการวิเคราะห์ / ทดสอบ

Sample Name	Parameter	Equipment Name	ID No.	Calibrated Date	Next Cal	Freq. Calibrate (Months)
Noise	Leq 8 hrs	Sound Calibrator	RYG_FS0213	26-Jan-23	26-Jan-24	12
Noise	Leq 8 hrs	Sound Level Meter	RYG_FS0300	11-Jul-22	11-Jul-23	12
Noise	Leq 8 hrs	Sound Level Meter	RYG_FS0303	11-Jul-22	11-Jul-23	12
Noise	Leq 8 hrs	Sound Level Meter	RYG_FS0381	26-Aug-22	26-Aug-23	12
Noise	Leq 8 hrs	Sound Level Meter	RYG_FS0386	26-Aug-22	26-Aug-23	12
Noise	Leq 8 hrs	Sound Calibrator	RYG_FS0213	26-Jan-23	26-Jan-24	12
Noise	Leq 8 hrs	Sound Level Meter	RYG_FS0387	18-Oct-22	18-Oct-23	12
Noise	Leq 8 hrs	Sound Level Meter	RYG_FS0388	18-Oct-22	18-Oct-23	12
Noise	Leq 8 hrs	Sound Level Meter	RYG_FS0390	18-Oct-22	18-Oct-23	12
Noise	Leq 8 hrs	Sound Level Meter	RYG_FS0432	25-Jan-23	25-Jan-24	12
Noise	Leq 8 hrs	Sound Level Meter	RYG_FS0433	25-Jan-23	25-Jan-24	12
Noise	Leq 8 hrs	Sound Level Meter	RYG_FS0613	12-Oct-22	12-Oct-23	12
Noise	Leq 8 hrs	Sound Level Meter	RYG_FS0495	13-Jan-23	13-Jan-24	12
Noise	Leq 8 hrs	Sound Level Meter	RYG_FS0614	12-Oct-22	12-Oct-23	12
Noise	Leq 8 hrs	Sound Calibrator	RYG_FS0213	26-Jan-23	26-Jan-24	12
Noise	Leq 8 hrs	Sound Level Meter	RYG_FS0492	13-Jan-23	13-Jan-24	12
Noise	Leq 8 hrs	Sound Level Meter	RYG_FS0493	13-Jan-23	13-Jan-24	12
Noise	Leq 8 hrs	Sound Level Meter	RYG_FS0494	13-Jan-23	13-Jan-24	12
Noise	Leq 8 hrs	Sound Level Meter	RYG_FS0495	13-Jan-23	13-Jan-24	12
Noise	Leq 8 hrs	Sound Calibrator	RYG_FS0496	17-Jan-23	17-Jan-24	12
Noise	Leq 8 hrs	Sound Level Meter	RYG_FS0386	26-Aug-22	26-Aug-23	12
Noise	Leq 8 hrs	Sound Level Meter	RYG_FS0387	18-Oct-22	18-Oct-23	12
Noise	Leq 8 hrs	Sound Level Meter	RYG_FS0388	18-Oct-22	18-Oct-23	12
Noise	Leq 8 hrs	Sound Level Meter	RYG_FS0389	18-Oct-22	18-Oct-23	12
Noise	Leq 8 hrs	Sound Level Meter	RYG_FS0390	18-Oct-22	18-Oct-23	12
Noise	Leq 8 hrs	Sound Level Meter	RYG_FS0432	25-Jan-23	25-Jan-24	12
Noise	Leq 8 hrs	Sound Level Meter	RYG_FS0439	7-Sep-22	7-Sep-23	12
Noise	Leq 8 hrs	Sound Level Meter	RYG_FS0491	13-Jan-23	13-Jan-24	12
Noise	Leq 8 hrs	Sound Level Meter	RYG_FS0620	20-Oct-22	20-Oct-23	12
Noise	Leq 8 hrs	Sound Level Meter	RYG_FS0621	20-Oct-22	20-Oct-23	12
Noise	Noise Dose, TWA	Dose Badge Reader	RYG_FS0440	5-Jan-23	5-Jan-24	12
Noise	Noise Dose, TWA	Dose Badge Reader	RYG_FS0210	1-Dec-22	1-Dec-23	12
Noise	Noise Dose, TWA	Dose Badge Reader	RYG_FS0212	7-Oct-22	7-Oct-23	12
Noise	Noise Dose, TWA	Dose Badge Reader	RYG_FS0211	1-Nov-22	1-Nov-23	12
Heat	Heat Stress	Heat Stress Monitor	RYG_FS0356	02-Feb-23	2-Feb-24	12
Heat	Heat Stress	Heat Stress Monitor	RYG_FS0357	02-Feb-23	2-Feb-24	12
Heat	Heat Stress	Heat Stress Monitor	RYG_FS0230	25-Aug-22	25-Aug-23	12
Heat	Heat Stress	Heat Stress Monitor	RYG_FS0231	3-Aug-22	3-Aug-23	12
Illuminance	Illuminance	Lux Meter	RYG_FS0538	2-Sep-22	2-Sep-23	12
Illuminance	Illuminance	Lux Meter	RYG_FS0537	24-Aug-22	24-Aug-23	12
Rayong Lab	pH at 25 °C	pH meter	RYG_EN0183	27-Feb-23	27-Feb-24	12
Rayong Lab	Sulfate	Spectrophotometer	RYG_EN0037	27-Sep-22	27-Mar-24	18
Rayong Lab	Sulfide	Chamber (Cold Room)	RYG_EN0184	25-Jan-23	25-Jul-24	12
Rayong Lab	Turbidity	Chamber (Cold Room)	RYG_EN0184	25-Jan-23	25-Jul-24	12
Rayong Lab	Dissolved Oxygen	Chamber (Cold Room)	RYG_EN0184	25-Jan-23	25-Jul-24	12
Rayong Lab	BOD	DO meter with Sensor	RYG_EN0032	14-Feb-22	15-Aug-23	18
Rayong Lab	BOD	Incubator	RYG_EN0154	22-Apr-22	21-Oct-23	18
Rayong Lab	Total Suspended Solids	Electronic Balance	RYG_EN0002	1-Mar-23	1-Mar-24	12
Rayong Lab	Total Suspended Solids	Hot Air Oven	RYG_EN0010	20-Oct-22	20-Apr-24	18
Rayong Lab	Total Dissolved Solids 180°C	Electronic Balance	RYG_EN0002	1-Mar-23	1-Mar-24	12
Rayong Lab	Total Dissolved Solids 180°C	Hot Air Oven	RYG_EN0010	20-Oct-22	20-Apr-24	18
Rayong Lab	Conductivity	Conductivity meter	RYG_EN0029	23-Feb-22	24-Aug-23	18
Rayong Lab	Residual Chlorine	pH ISE Meter	RYG_EN0183	27-Feb-23	27-Feb-24	12
Rayong Lab	Salinity	Conductivity meter	RYG_EN0029	23-Feb-22	24-Aug-23	18
Rayong Lab	Oil & Grease	Electronic Balance	RYG_EN0002	1-Mar-23	1-Mar-24	12
Rayong Lab	Oil & Grease	Hot Air Oven	RYG_EN0006	20-Oct-22	20-Apr-24	18
Rayong Lab	Oil & Grease	Water Bath	RYG_EN0061	20-Oct-22	20-Apr-24	18
Rayong Lab	Temperature	Digital Thermometer with Probe	RYG_EN0065	4-Jan-22	5-Jul-23	18



right solutions.
right partner.

รายการเครื่องมือที่ใช้ในการวิเคราะห์ / ทดสอบ

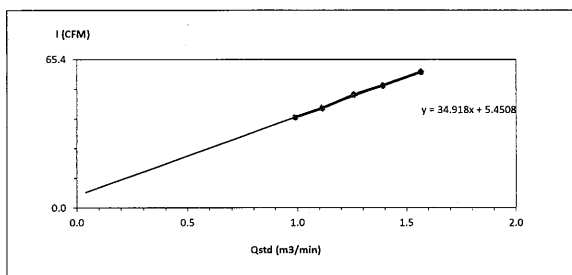
Sample Name	Parameter	Equipment Name	ID No.	Calibrated Date	Next Cal	Freq. Calibrate (Months)
Water Lab	Iron	ICP-MS	BKK_EL0026	14-Jun-22	14-Dec-23	18
Water Lab	Iron	Hot Block	BKK_EL0054	7-Apr-22	7-Oct-23	18
Water Lab	Iron	Chamber (Cold Room)	BKK_EN0167	30-Jun-22	30-Dec-23	18
Water Lab	Lead	ICP-MS	BKK_EL0026	14-Jun-22	14-Dec-23	18
Water Lab	Lead	Hot Block	BKK_EL0054	7-Apr-22	7-Oct-23	18
Water Lab	Lead	Chamber (Cold Room)	BKK_EN0167	30-Jun-22	30-Dec-23	18
Water Lab	Arsenic	ICP-MS	BKK_EL0026	14-Jun-22	14-Dec-23	18
Water Lab	Arsenic	Hot Block	BKK_EL0054	7-Apr-22	7-Oct-23	18
Water Lab	Arsenic	Chamber (Cold Room)	BKK_EN0167	30-Jun-22	30-Dec-23	18
Water Lab	Cadmium	ICP-MS	BKK_EL0026	14-Jun-22	14-Dec-23	18
Water Lab	Cadmium	Hot Block	BKK_EL0054	7-Apr-22	7-Oct-23	18
Water Lab	Cadmium	Chamber (Cold Room)	BKK_EN0167	30-Jun-22	30-Dec-23	18
Water Lab	Selenium	ICP-MS	BKK_EL0026	14-Jun-22	14-Dec-23	18
Water Lab	Selenium	Hot Block	BKK_EL0054	7-Apr-22	7-Oct-23	18
Water Lab	Selenium	Chamber (Cold Room)	BKK_EN0167	30-Jun-22	30-Dec-23	18
Water Lab	Mercury	DUO-CVAFS / CVAAS	BKK_EL0023	24-May-23	24-May-24	12
Coal	Lead	ICP-OES	BKK_EL0037	2-Mar-23	1-Mar-24	12
Coal	Arsenic	ICP-OES	BKK_EL0037	2-Mar-23	1-Mar-24	12
Coal	Cadmium	ICP-OES	BKK_EL0037	2-Mar-23	1-Mar-24	12
Coal	Mercury	DUO-CVAFS / CVAAS	BKK_EL0023	6-Jun-22	5-Jun-23	12



High Volume Air Sampler Calibration Worksheet

Project Site : GHECO-ONE COMPANY LIMITED Barometric Pressure (mm Hg) : 755
Calibrate Location : ถนนพหลโยธิน-ลำปาง Temperature (°C) : 32
Calibrate Date : 20-May-23 High Volume ID : RYG_FS0179
CalibrationSheet No.: C-200523-RYG_FS0179 High Volume Model : TE-5170D
Calibrator ID: RYG_FS0205 High Volume S/N : 4805
Calibrator Model : TE-5028A Calibrator Slope : 1.50765
Calibrator S/N : 1166 Calibrator Intercept : -0.02043

Test No.	Delta H ₂ O (inch)	Q _{std} (m ³ /min)	I : Chart (CFM)	Linear Regression
1	2.2	0.9897	40	Slope : 34.9182 Intercept : 5.4508 Correlation Coefficient : 0.9991
2	2.8	1.1139	44	
3	3.6	1.2603	50	
4	4.4	1.3911	54	
5	5.6	1.5668	60	



Calibrated by

(Mr.Norranon Tathongkham)
Field Scientist(2)

Approved by

(Mr. Noppong Juntarupan)
Enviro Field Coordinator Scientist (3)

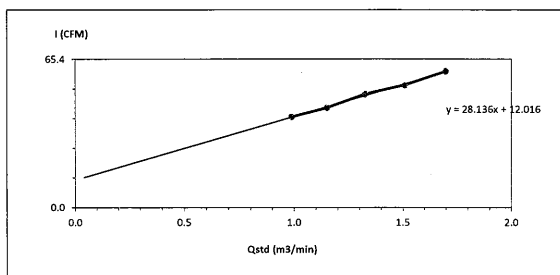
FORM NO.: F 06-073 REVISION NO.: - ISSUE DATE: 14/03/16



High Volume Air Sampler Calibration Worksheet

Project Site : GHECO-ONE COMPANY LIMITED Barometric Pressure (mm Hg) : 755
Calibrate Location : ถนนพหลโยธิน Temperature (°C) : 32
Calibrate Date : 20-May-23 High Volume ID : RYG_FS0174
CalibrationSheet No.: C-200523-RYG_FS0174 High Volume Model : TE-5170D
Calibrator ID: RYG_FS0205 High Volume S/N : 4800
Calibrator Model : TE-5028A Calibrator Slope : 1.50765
Calibrator S/N : 1166 Calibrator Intercept : -0.02043

Test No.	Delta H ₂ O (inch)	Q _{std} (m ³ /min)	I : Chart (CFM)	Linear Regression
1	2.2	0.9897	40	Slope : 28.1359 Intercept : 12.0158 Correlation Coefficient : 0.9982
2	3.0	1.1523	44	
3	4.0	1.3274	50	
4	5.2	1.5106	54	
5	6.6	1.6992	60	



Calibrated by

(Mr.Norranon Tathongkham)
Field Scientist(2)

Approved by

(Mr. Noppong Juntarupan)
Enviro Field Coordinator Scientist (3)

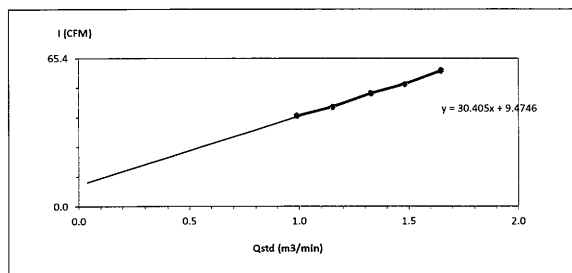
FORM NO.: F 06-073 REVISION NO.: - ISSUE DATE: 14/03/16



High Volume Air Sampler Calibration Worksheet

Project Site : GHECO-ONE COMPANY LIMITED Barometric Pressure (mm Hg) : 755
Calibrate Location : ถนนพหลโยธิน-ลำปาง Temperature (°C) : 32
Calibrate Date : 20-May-23 High Volume ID : RYG_FS0177
CalibrationSheet No.: C-200523-RYG_FS0177 High Volume Model : TE-5170D
Calibrator ID: RYG_FS0205 High Volume S/N : 4803
Calibrator Model : TE-5028A Calibrator Slope : 1.50765
Calibrator S/N : 1166 Calibrator Intercept : -0.02043

Test No.	Delta H ₂ O (inch)	Q _{std} (m ³ /min)	I : Chart (CFM)	Linear Regression
1	2.2	0.9897	40	Slope : 30.4052 Intercept : 9.4746 Correlation Coefficient : 0.9981
2	3.0	1.1523	44	
3	4.0	1.3274	50	
4	5.0	1.4816	54	
5	6.2	1.6475	60	



Calibrated by

(Mr.Norranon Tathongkham)
Field Scientist(2)

Approved by

(Mr. Noppong Juntarupan)
Enviro Field Coordinator Scientist (3)

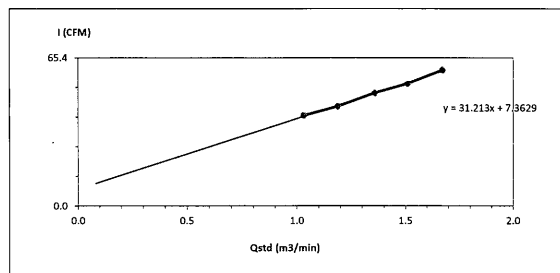
FORM NO.: F 06-073 REVISION NO.: - ISSUE DATE: 14/03/16



High Volume Air Sampler Calibration Worksheet

Project Site : GHECO-ONE COMPANY LIMITED Barometric Pressure (mm Hg) : 755
Calibrate Location : ถนนพหลโยธิน-ลำปาง Temperature (°C) : 32
Calibrate Date : 20-May-23 High Volume ID : RYG_FS0175
CalibrationSheet No.: C-200523-RYG_FS0175 High Volume Model : TE-5170D
Calibrator ID: RYG_FS0205 High Volume S/N : 4801
Calibrator Model : TE-5028A Calibrator Slope : 1.50765
Calibrator S/N : 1166 Calibrator Intercept : -0.02043

Test No.	Delta H ₂ O (inch)	Q _{std} (m ³ /min)	I : Chart (CFM)	Linear Regression
1	2.4	1.0328	40	Slope : 31.2131 Intercept : 7.3629 Correlation Coefficient : 0.9983
2	3.2	1.1894	44	
3	4.2	1.3596	50	
4	5.2	1.5106	54	
5	6.4	1.6736	60	



Calibrated by

(Mr.Norranon Tathongkham)
Field Scientist(2)

Approved by

(Mr. Noppong Juntarupan)
Enviro Field Coordinator Scientist (3)

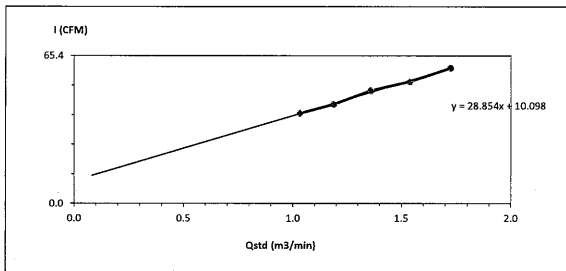
FORM NO.: F 06-073 REVISION NO.: - ISSUE DATE: 14/03/16



High Volume Air Sampler Calibration Worksheet

Project Site :	GHECO-ONE COMPANY LIMITED	Barometric Pressure (mm Hg) :	755
Calibrate Location :	ท่าอากาศยานดอนเมือง	Temperature (°C) :	32
Calibrate Date :	20-May-23	High Volume ID :	RYG_FS0173
Calibration Sheet No.:	C-200523-RYG_FS0173	High Volume Model :	TE-5170D
Calibrator ID :	RYG_FS0205	High Volume S/N :	4799
Calibrator Model :	TE-5028A	Calibrator Slope :	1.50765
Calibrator S/N :	1166	Calibrator Intercept :	-0.02043

Test No.	Delta H ₂ O (inch)	Q _{std} (m ³ /min)	I : Chart (CFM)	Linear Regression
1	2.4	1.0328	40	Slope : 28.8542
2	3.2	1.1894	44	Intercept : 10.0976
3	4.2	1.3596	50	Correlation Coefficient : 0.9982
4	5.4	1.5389	54	
5	6.8	1.7245	60	



Calibrated by

(Mr. Norranon Tathongkham)
Field Scientist(2)

Approved by

(Mr. Noppong Juntarupan)
Enviro Field Coordinator Scientist (3)

FORM NO.: F 06-073 REVISION NO.: ISSUE DATE: 14/03/16

RYG_EN0001

Sartorius (Thailand) Co., Ltd.
129 Rama 9 Road, Huaykwang, Huaykwang, Bangkok 10310
Tel: +66 2643 8361-6, e-mail: service.thailand@sartorius.com



NSC-TIS-TIS 17025
CALIBRATION 0426

SARTORIUS

REVIEW BY	Thantakul
APPROVED BY	D. K.
NEXT CAL DATE	01/03/24

Model Number :	LA130S-F	Certificate No. :	23BCI0110
Description :	Analytical Balance	Issued Date :	Friday, March 03, 2023
Serial Number :	25409664	Reference No. :	204833
ID No. :	RYG_EN0001		
Manufacturer :	Sartorius	Page No. :	1 of 2

Customer Name : ALS Laboratory Group (Thailand) Co., Ltd. (Rayong Branch)
616/10 Moo 5 T. Maenam Khu, A. Pluak Daeng, Rayong 21140, Thailand.

Calibrated Place : ALS Laboratory Group (Thailand) Co., Ltd. (Balance Room)
616/10 Moo 5 T. Maenam Khu, A. Pluak Daeng, Rayong 21140, Thailand.

Calibrated By : Mr. Chonchai Inthana
Calibration Date : Wednesday, March 01, 2023

Calibration Procedure No. : This calibration was conducted by Using in-house calibration procedure number (VI-003)
Based on UKAS LAB 14 : 2019

Metrological data :
Capacity : 150 g Readability : 0.0001 g
Ambients Conditions:
Temperature : 24.2 °C ± 5.0 °C
Humidity : 60.0 % RH ± 10.0 % RH
Pressure : ±

Reasons for calibration

☐ New Installation ☐ Service / Repaired ☒ Re-calibration/ Maintenance

Equipment Condition: ☒ Good Operate ☐ Fair

Measurement Method UKAS Publication Ref : Lab 14

The measurement uncertainty stated is the expanded uncertainty which is obtained from the standard uncertainty multiplied by the coverage factor (k=2) to provide a level of confidence of approximately 95%. It is determined in accordance with the Guide to Expression of Uncertainty in Measurement (GUM). The calibration certificate documents the traceability to National Standards, which realise the unit of measurement according to the International Standard System of Units (SI). Report of Tolerance came from list of Sartorius Metrological Specifications.

Traceability:

Model Number	Description	Traceability	Certificate No.	Due Date
YCS011-522-00	Sartorius weight set 1mg - 5000g E2, YCS011-522-00	SPC-RT	C02212565	14-Sep-2023
MHB-382SD	Humidity/Barometer/Temp. Lutron MHB-382SD	DKSH	C19220444	5-Sep-2023

This certificate relate and apply this equipment only.

This certificate may not be reproduced other than in full except with the prior written approval of the Verification Operation Division Sartorius (Thailand) Co., Ltd.

Mr. Chonchai Inthana (Technical Manager)



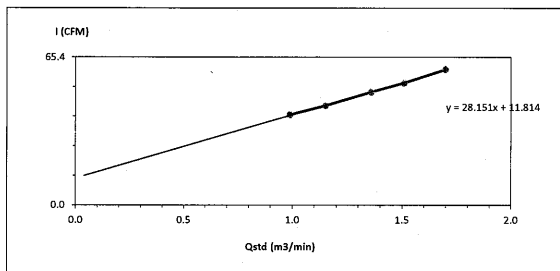
SOP FM 33 03 February 2022



High Volume Air Sampler Calibration Worksheet

Project Site :	GHECO-ONE COMPANY LIMITED	Barometric Pressure (mm Hg) :	755
Calibrate Location :	ท่าอากาศยานดอนเมือง	Temperature (°C) :	32
Calibrate Date :	20-May-23	High Volume ID :	RYG_FS0182
Calibration Sheet No.:	C-200523-RYG_FS0182	High Volume Model :	TE-5170D
Calibrator ID :	RYG_FS0205	High Volume S/N :	5335
Calibrator Model :	TE-5028A	Calibrator Slope :	1.50765
Calibrator S/N :	1166	Calibrator Intercept :	-0.02043

Test No.	Delta H ₂ O (inch)	Q _{std} (m ³ /min)	I : Chart (CFM)	Linear Regression
1	2.2	0.9897	40	Slope : 28.1511
2	3.0	1.1523	44	Intercept : 11.8137
3	4.2	1.3596	50	Correlation Coefficient : 0.9992
4	5.2	1.5106	54	
5	6.6	1.6992	60	



Calibrated by

(Mr. Norranon Tathongkham)
Field Scientist(2)

Approved by

(Mr. Noppong Juntarupan)
Enviro Field Coordinator Scientist (3)

FORM NO.: F 06-073 REVISION NO.: ISSUE DATE: 14/03/16

Sartorius (Thailand) Co., Ltd.

129 Rama 9 Road, Huaykwang, Huaykwang, Bangkok 10310
Tel: +66 2643 8361-6 Fax: +66 2643-8367, e-mail: service.thailand@sartorius.com

SARTORIUS

Certificate of Calibration

Model Number :	LA130S-F	Certificate No. :	23BCI0110
Description :	Analytical Balance	Issued Date :	Friday, March 03, 2023
Serial Number :	25409664	Reference No. :	204833
ID No. :	RYG_EN0001		
Manufacturer :	Sartorius	Page No. :	2 of 2

Calibration Results : Without Adjustment

Repeatability The repeatability is the ability of a weighing instrument to display nearly identical readouts under constant test conditions when the same load within a measurement series is placed repeatedly on the weighing pan in the same manner. The standard deviation is used to express reproducibility quantitatively.	Eccentricity (Off-center loading error) The off-center loading error is yielded by the difference between the readout of the load, i.e. 1/3 or 1/4 of maximum capacity, placed in the middle of the weighing pan and between each of four additional measurement points (positions defined according to OIML R76).
Nominal Value : (Low Load) 10 g Tolerance 0.0001 g Nominal Value : (High Load) 100 g Tolerance 0.0001 g Standard Deviation 0.000009 0.000006	Nominal value : 50 g Tolerance : 0.0004 g Difference 1 0.0000 2 0.0000 3 -0.0001 4 0.0001 5 0.0000 6 -

Linearity

The linearity, also called linearity error. Describes the deviation of the characteristic curve of a weighing instrument from the linear slope.

Nominal Value (g)	Conventional Mass Value (g)	Displayed Value (g)	Deviation (g)	Uncertainty (g)
0.01	0.0100	0.0100	0.0000	0.00022
0.05	0.0500	0.0500	0.0000	0.00023
0.1	0.1000	0.1000	0.0000	0.00023
0.5	0.5000	0.5000	0.0000	0.00023
1	1.0000	1.0000	0.0000	0.00023
2	2.0000	2.0000	0.0000	0.00023
5	5.0000	5.0000	0.0000	0.00022
10	10.0000	10.0001	0.0001	0.00024
20	20.0000	20.0001	0.0001	0.00023
100	100.0000	100.0002	0.0002	0.00026

End of Report.

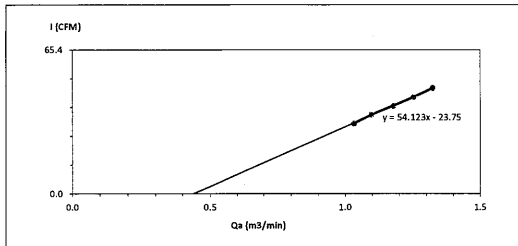
SOP FM 33 03 February 2022



High Volume Air Sampler Calibration Worksheet

Project Site : GHECO-ONE COMPANY LIMITED Barometric Pressure (mm Hg) : 755
Calibrate Location : พื้นที่วัดอากาศ Temperature (°C) : 32
Calibrate Date : 20-May-23 High Volume ID : RYG_FS0191
CalibrationSheet No.: C-200523-RYG_FS0191 High Volume Model : TE-5009X
Calibrator ID: RYG_FS0205 High Volume S/N : 5330
Calibrator Model : TE-5028A Calibrator Slope : 0.94434
Calibrator S/N : 1166 Calibrator Intercept : -0.01292

Test No.	Delta H ₂ O (Inch)	Qa (m ³ /min)	I: Chart (CFM)	Linear Regression
1	2.3	1.034	32	Slope: 54.1226 Intercept: -23.7502 Correlation Coefficient: 0.9995
2	2.6	1.098	36	
3	3.0	1.179	40	
4	3.4	1.254	44	
5	3.8	1.325	48	



Calibrated by [Signature]
(Mr.Norranon Tathongkham)
Field Scientist(2)

Approved by [Signature]
(Mr. Noppog Juntarupan)
Enviro Field Coordinator Scientist (3)

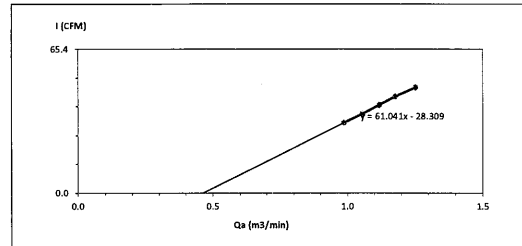
FORM NO.: F 06-074 REVISION NO.: ISSUE DATE: 14/03/16



High Volume Air Sampler Calibration Worksheet

Project Site : GHECO-ONE COMPANY LIMITED Barometric Pressure (mm Hg) : 755
Calibrate Location : พื้นที่วัดอากาศ Temperature (°C) : 32
Calibrate Date : 20-May-23 High Volume ID : RYG_FS0399
CalibrationSheet No.: C-200523-RYG_FS0399 High Volume Model : TE-5009X
Calibrator ID: RYG_FS0205 High Volume S/N : 5683
Calibrator Model : TE-5028A Calibrator Slope : 0.94434
Calibrator S/N : 1166 Calibrator Intercept : -0.01292

Test No.	Delta H ₂ O (Inch)	Qa (m ³ /min)	I: Chart (CFM)	Linear Regression
1	2.1	0.988	32	Slope: 61.0406 Intercept: -28.3090 Correlation Coefficient: 0.9994
2	2.4	1.056	36	
3	2.7	1.119	40	
4	3.0	1.179	44	
5	3.4	1.254	48	



Calibrated by [Signature]
(Mr.Norranon Tathongkham)
Field Scientist(2)

Approved by [Signature]
(Mr. Noppog Juntarupan)
Enviro Field Coordinator Scientist (3)

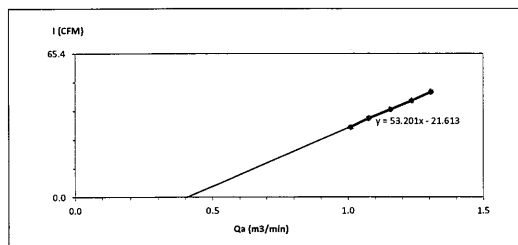
FORM NO.: F 06-074 REVISION NO.: ISSUE DATE: 14/03/16



High Volume Air Sampler Calibration Worksheet

Project Site : GHECO-ONE COMPANY LIMITED Barometric Pressure (mm Hg) : 755
Calibrate Location : พื้นที่วัดอากาศ Temperature (°C) : 32
Calibrate Date : 20-May-23 High Volume ID : RYG_FS0187
CalibrationSheet No.: C-200523-RYG_FS0187 High Volume Model : TE-5009X
Calibrator ID: RYG_FS0205 High Volume S/N : 4795
Calibrator Model : TE-5028A Calibrator Slope : 0.94434
Calibrator S/N : 1166 Calibrator Intercept : -0.01292

Test No.	Delta H ₂ O (Inch)	Qa (m ³ /min)	I: Chart (CFM)	Linear Regression
1	2.2	1.011	32	Slope: 53.2012 Intercept: -21.6129 Correlation Coefficient: 0.9995
2	2.5	1.077	36	
3	2.9	1.159	40	
4	3.3	1.236	44	
5	3.7	1.308	48	



Calibrated by [Signature]
(Mr.Norranon Tathongkham)
Field Scientist(2)

Approved by [Signature]
(Mr. Noppog Juntarupan)
Enviro Field Coordinator Scientist (3)

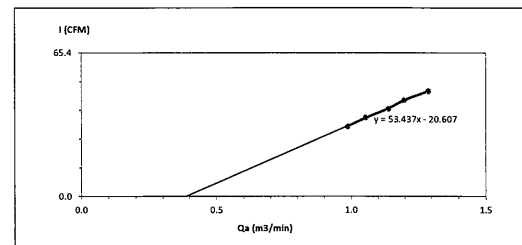
FORM NO.: F 06-074 REVISION NO.: ISSUE DATE: 14/03/16



High Volume Air Sampler Calibration Worksheet

Project Site : GHECO-ONE COMPANY LIMITED Barometric Pressure (mm Hg) : 755
Calibrate Location : พื้นที่วัดอากาศ Temperature (°C) : 32
Calibrate Date : 20-May-23 High Volume ID : RYG_FS0183
CalibrationSheet No.: C-200523-RYG_FS0183 High Volume Model : TE-5009X
Calibrator ID: RYG_FS0205 High Volume S/N : 4791
Calibrator Model : TE-5028A Calibrator Slope : 0.94434
Calibrator S/N : 1166 Calibrator Intercept : -0.01292

Test No.	Delta H ₂ O (Inch)	Qa (m ³ /min)	I: Chart (CFM)	Linear Regression
1	2.1	0.988	32	Slope: 53.4371 Intercept: -20.6075 Correlation Coefficient: 0.9981
2	2.4	1.056	36	
3	2.8	1.139	40	
4	3.1	1.198	44	
5	3.6	1.290	48	



Calibrated by [Signature]
(Mr.Norranon Tathongkham)
Field Scientist(2)

Approved by [Signature]
(Mr. Noppog Juntarupan)
Enviro Field Coordinator Scientist (3)

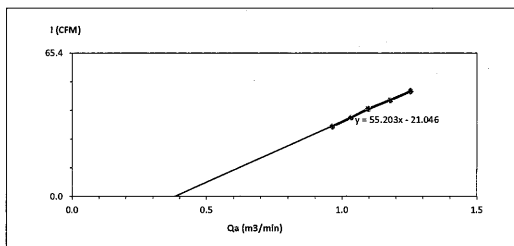
FORM NO.: F 06-074 REVISION NO.: ISSUE DATE: 14/03/16



High Volume Air Sampler Calibration Worksheet

Project Site : GHECO-ONE COMPANY LIMITED Barometric Pressure (mm Hg) : 755
Calibrate Location : กรุงเทพมหานคร Temperature (°C) : 32
Calibrate Date : 20-May-23 High Volume ID : RYG_FS0400
CalibrationSheet No.: C-200523-RYG_FS0400 High Volume Model : TE-5009X
Calibrator ID : RYG_FS0205 High Volume S/N : 5691
Calibrator Model : TE-5028A Calibrator Slope : 0.94434
Calibrator S/N : 1166 Calibrator Intercept : -0.01292

Test No.	Delta H ₂ O (inch)	Q _a (m ³ /min)	I: Chart (CFM)	Linear Regression
1	2.0	0.965	32	Slope: 55.2031 Intercept: -21.0462 Correlation Coefficient: 0.9992
2	2.3	1.034	36	
3	2.6	1.098	40	
4	3.0	1.179	44	
5	3.4	1.254	48	



Calibrated by:
(Mr. Norranon Tathongkham)
Field Scientist(2)

Approved by:
(Mr. Noppong Juntaruphan)
Enviro Field Coordinator Scientist (3)

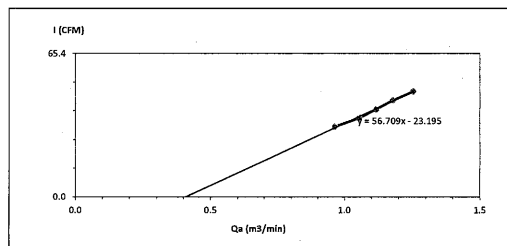
FORM NO.: F 06-074 REVISION NO.: - ISSUE DATE: 14/03/16



High Volume Air Sampler Calibration Worksheet

Project Site : GHECO-ONE COMPANY LIMITED Barometric Pressure (mm Hg) : 755
Calibrate Location : กรุงเทพมหานคร Temperature (°C) : 32
Calibrate Date : 20-May-23 High Volume ID : RYG_FS0184
CalibrationSheet No.: C-200523-RYG_FS0184 High Volume Model : TE-5009X
Calibrator ID : RYG_FS0205 High Volume S/N : 4792
Calibrator Model : TE-5028A Calibrator Slope : 0.94434
Calibrator S/N : 1166 Calibrator Intercept : -0.01292

Test No.	Delta H ₂ O (inch)	Q _a (m ³ /min)	I: Chart (CFM)	Linear Regression
1	2.0	0.965	32	Slope: 56.7094 Intercept: -23.1954 Correlation Coefficient: 0.9973
2	2.4	1.056	36	
3	2.7	1.119	40	
4	3.0	1.179	44	
5	3.4	1.254	48	



Calibrated by:
(Mr. Norranon Tathongkham)
Field Scientist(2)

Approved by:
(Mr. Noppong Juntaruphan)
Enviro Field Coordinator Scientist (3)

FORM NO.: F 06-074 REVISION NO.: - ISSUE DATE: 14/03/16

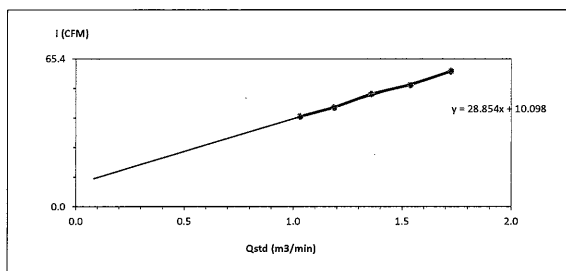
BKK_EL0037



High Volume Air Sampler Calibration Worksheet

Project Site : GHECO-ONE COMPANY LIMITED Barometric Pressure (mm Hg) : 755
Calibrate Location : กรุงเทพมหานคร Temperature (°C) : 32
Calibrate Date : 20-May-23 High Volume ID : RYG_FS0173
CalibrationSheet No.: C-200523-RYG_FS0173 High Volume Model : TE-5170D
Calibrator ID : RYG_FS0205 High Volume S/N : 4799
Calibrator Model : TE-5028A Calibrator Slope : 1.50765
Calibrator S/N : 1166 Calibrator Intercept : -0.02043

Test No.	Delta H ₂ O (inch)	Q _{ad} (m ³ /min)	I: Chart (CFM)	Linear Regression
1	2.4	1.0328	40	Slope: 28.8542 Intercept: 10.0976 Correlation Coefficient: 0.9982
2	3.2	1.1894	44	
3	4.2	1.3596	50	
4	5.4	1.5389	54	
5	6.8	1.7245	60	



Calibrated by:
(Mr. Norranon Tathongkham)
Field Scientist(2)

Approved by:
(Mr. Noppong Juntaruphan)
Enviro Field Coordinator Scientist (3)

FORM NO.: F 06-073 REVISION NO.: - ISSUE DATE: 14/03/16

Agilent
CrossLab
From Insight to Outcome

Agilent CrossLab Start Up Services

Agilent 5100 5110 ICP-OES
Preventive Maintenance

REVIEW BY	
APPROVED BY	
NEXT CAL. DATE	01/03/24

Agilent Preventive Maintenance provides factory recommended service for your analytical instruments to assure reliable operation and the accuracy of your results

Delivered by highly trained and certified service engineers using genuine Agilent parts and supplies, Agilent Preventive Maintenance provides what you need to reduce unplanned downtime and keep your systems operating at their peak performance.

This checklist is used as a guide for completing the preventive maintenance tasks. A signed copy of this checklist is provided for your records.

Revision A.02 Issued 21 January 2022
Document Number G8014-90075
© Agilent Technologies, Inc. 2022

Page ___ of ___



Introduction

Customer Information

- Customers should provide all necessary operating supplies upon request of the engineer.
- A customer representative should be available to the engineer while performing the preventive maintenance procedures. Customers are responsible for regular maintenance and are encouraged to observe the service representative.
- Any parts not included in the Parts Lists section of this document are not part of the recommended Preventive Maintenance service nor are they included in the price of this service.
- If a system requires the use of extra or special procedures and/or parts for the maintenance service, then these must be ordered separately and charged as a repair, which may incur additional costs.
- For customers using HF applications, the instrument should be returned to its standard sample introduction system.

Important Customer Web Links

- To access **Agilent University**, visit <http://www.agilent.com/crosslab/university/> to learn about training options, which include online, classroom and onsite delivery. A training specialist can work directly with you to help determine your best options.
- To access the **Agilent Resource Center** web page, visit <https://www.agilent.com/en-us/agilentresources>. The following information topics are available:
 - Sample Prep and Containment
 - Chemical Standards
 - Analysis
 - Service and Support
 - Application Workflows
- The **Agilent Community** is an excellent place to get answers, collaborate with others about applications and Agilent products, and find in-depth documents and videos relevant to Agilent technologies. Visit: <https://community.agilent.com/welcome>
- Videos about specific preparation requirements for your instrument can be found by searching the **Agilent YouTube** channel at <https://www.youtube.com/user/agilent>
- Need to place a service call?** Flexible Repair Options | Agilent

Service Engineer's Responsibilities

- Contact the customer and ensure that all necessary supplies are available before the preventive maintenance visit.
- Only select those pages that relate to the system or module being serviced.
- Complete empty fields with the relevant information.
- Complete the relevant checkboxes in the checklist using either a "X" or tick mark "✓".
- Check "**Service not applicable**" check boxes to indicate services/tasks not delivered, as appropriate.
- Complete the Preventive Maintenance services in the most logical order relevant to the individual system service in the order of the tasks listed.
- Complete the **Service Review** section together with the customer.
- Complete the fields for page numbers at the foot of each selected page.
- Add relevant page numbers to selected pages and complete the total number of pages field in the Service Completion section.
- Ask the customer to sign the Service Verification section including the customer's and your signature.

Instrument Maintenance

System Information

- ☐ Check this box if an instrument configuration report is attached instead of completing the table.

Instrument System Name and ID	G8010A ; M416010005
Instrument System Site and Location	ALS C BKL

List System Component Product Numbers	List the Serial Numbers of each Component
1. G8010A	M416010005
2. G9410A	AU15420764
3. G7212	2005-00159
4. G8455	AU16040115
5.	
6.	
7.	
8.	
9.	

ICP-OES Configuration Table	Circle the type or write in the type if other
Nebulizer Type	SeaSpray OneNeb Conikal Other
Spray Chamber	Cyclonic Single Pass Cyclonic Double Pass Other
Torch	Radial Dual View Other
Torch Type	One Piece Semi Demountable Fully Demountable Other
Injector Diameter	2.4mm 1.8mm 1.4mm 0.8mm Other
Injector Material	Quartz Ceramic Other

Preparation

- ☒ Discuss any specific issues with the customer before starting.
- ☒ Review the instrument logbook for recorded problems and comments.
- ☒ Save instrument control settings before starting the procedure.
- ☒ Perform a general inspection of the system for cleanliness.
- ☒ Check for proper installation of parts, assemblies, sensors etc.
- ☒ Check system for required installation of components and implementation of Service Notes
- ☒ Check for required firmware/software updates and verify with customers if they would like them installed.
- ☒ For HF application systems, if standard sample introduction system was not installed, ask the customer to install it.
- ☐ Ask the customer to remove any samples from the ICP-OES sample introduction area, auto sampler or around the ICP-OES.

Preventive Maintenance Procedures

Record Pre-PM instrument performance

- ☒ Run Instrument Performance test.
- ☒ Record results in Instrument Performance Test Results Table – Pre-PM.

Clean and inspect ICP-OES system

- ☒ Look for any obvious external damage or problems.
- ☒ Inspect water cooling hoses, gas lines and power cord for excessive wear or damage.
- ☒ Perform a general internal inspection of the system for excessive dust accumulation, clean if necessary.
- ☒ Inspect sample introduction components and record any required maintenance in the Service Engineer Comments and notify the customer as the required actions required.
- ☒ Record the instrument operating conditions in the ICP-OES Status Results Table.
- ☒ Replace the polychromator purge filter.
- ☒ Replace the radial pre-optics window
- ☒ Replace the axial pre-optics window for SVDV and VDV instruments.
- ☒ Check exhaust flow for the correct positive extraction at the exhaust duct to insure they meet minimum specifications.
- ☒ Replace air inlet dust filter.
- ☒ Replace high capacity air inlet dust filter element if installed.
- ☒ Remove and clean instrument water inlet filter.

Agilent Water Recirculator

- ☐ Service not applicable
- ☒ Drain cooling fluid and remove any particles from the chiller reservoir
- ☒ Remove, clean and reinstall water inlet metal mesh filter if present.
- ☒ Re fill with Agilent Cool Clear cooling fluid.
- ☒ Clean the cooling system Air filter and the condenser.

SPS 3 Auto Sampler

- ☒ Service not applicable
- ☐ Power cycle the autosampler and verify successful initialization
- ☐ Inspect X and Z axis belts for wear. Replace is necessary.
- ☐ Clean X and Z axis slide shafts.
- ☐ Using customer's racks and the Agilent software move the sample probe to the 4 outermost corners and rinse port, ensure that the probe is approximately centered in the vial.

SPS 4 Auto sampler

- ☐ Service not applicable
- ☒ Clean the spill tray, rack location mat, end frames and chassis with a damp soft cloth and diluted mild detergent.
- ☒ Clean the auto sampler cover panels, if cover kit is installed, with domestic window cleaner.
- ☒ Check the X-axis and Z-axis drive belts for cracks, splits, damaged teeth, excessive fraying, color changes or degradation from fumes.
- ☒ Check the X-axis, Theta-axis and Z-axis FFC cables for cracks, incorrect positioning, damaged edges or damaged connectors.
- ☒ Pump Tubing Replacement. Replace peristaltic pump tubing. Replace all tubing that goes from the rinse station to the pump and from the pump to the waste/rinse bottles
- ☒ Test using customer's tray and move the sample probe to the sample vial 1, wash vial and rinse port and ensure that the probe is centered in the vial. If not use calibration wizard and calibrate the position.

AVS 4, 6, 7 Advanced Valve System

- ☐ Service not applicable
- ☒ Replace valve rotor seal - Inspect
- ☒ Check fittings for signs of leaks
- ☒ Check tubing including autosampler tubing for kinks or excessive wear
- ☒ Check high flow pump for signs of leaks

ICP-OES adjustment

- ☒ Check position of Zn peak, adjust if required.
- ☒ Check Argon Ratio, adjust to specified value if required
- ☒ Perform Detector Calibration.
- ☒ Perform Instrument Calibration.

Record Post-PM instrument performance

- ☒ Run Instrument Performance test.
- ☒ Record results in Instrument Performance Test Results Table - Post PM.
- ☒ For systems using ICP Expert version 7.3 and above, run the following Instrument tests
 - ☒ Subsystem Communications Test
 - ☒ Air Flow
 - ☒ Water Flow
 - ☒ Gas Flows
 - ☒ RF Generator
 - ☒ Camera Test
 - ☒ Optics Test
 - ☒ Nebulizer Test
- ☒ Record the result in the Instrument Test Results Table

Restore Instrument

- ☐ For HF applications, ask the customer to reinstall their sample introduction system.
- ☒ Leave system in an idle state: on and purging.
- ☒ Guidance: If the PM service is performed prior to a qualification service, then use the qualification procedure as a guide for final instrument set up and checkout.

Service Review

- ☒ Attach available reports/printouts of all tests to this documentation.
- ☒ Record the Preventive Maintenance service activity in the customer's records/logbook.
- ☒ Record the PM event in the Smart Alerts logbook, if applicable.
- ☒ Update/reset instrument maintenance counters as appropriate.
- ☒ Affix the PM sticker to the system or instrument logbook based on the customer's request.
- ☒ Complete the Service Engineer Comments section if there are additional comments.
- ☒ Review this service, parts replaced, and test results obtained with the customer.
- ☒ If the instrument firmware was updated, record the details of the change in the Service Engineer's Comments box. Systems in a compliant environment may need additional documentation.
- ☐ Complete the Signature Page with both Service Engineer and Customer signatures.

Test Results

Instrument Performance Test Results Table

Note: These measurements do not form part of any specification and are for reference only.

	Pre PM Sensitivity Check		Post PM Sensitivity Check	
	Radial	Axial *	Radial	Axial*
Zn 213.857 nm SRBR	73603.8	146365.1	79,348.7	168369.5
Mn 257.610 nm SRBR	153638.7	620560.3	159,750.0	717496.1
Al 396.152 nm SBR	29883.5	209141.7	28985.9	196802.0
K 766.491 nm SBR	99616.7	3181227.8	99,398.4	2863954.9

* Axial result is not applicable for G8016AA, G8012AA Radial View instruments.

Instrument Test Results Table

Note: The Instrument Test results are for systems using ICP Expert version 7.3 and above only.

Instrument Test	Result
Subsystem Communications Test	Pass
Air Flow	Pass
Water Flow	Pass
Gas Flows	Pass
RF Generator	Pass
Camera Test	Pass
Optics Test	Pass
Nebulizer test	Pass

ICP-OES Status Results Table

Note: These measurements do not form part of any specification and are for reference only.

Measurement	Standby Mode		Plasma On	
Mains Voltage	218.518	VAC	218.135	VAC
Mains Current	0.217	A	0.116	A
Instrument Temperature	24.4	°C	24.3	°C
RF Air Flow (sensor speed)	16.0	Hz	20.0	Hz
Plasma Exhaust Temperature	No measurement		47.3	°C
Water Flow Oscillator	No measurement		1.20	L/min
Water Flow Detector	1.12	L/min	1.09	L/min
Water Inlet Temperature	20.0	°C	23.5	°C
Polychromator Temperature	35.0	°C	35.0	°C
CCD Temperature	-40.0	°C	-40.0	°C
Thermal Stabilizer	34.8	°C	35.0	°C
Argon Supply Pressure	613.30	kPa	541.92	kPa
Purge Gas Supply Pressure*1	609.38	kPa	567.77	kPa
Option Gas Supply Pressure*1	—	kPa	—	kPa
Nebulizer Flow	No measurement		0.70	L/min
Nebulizer Back Pressure	No measurement		255.76	kPa
Plasma Gas Flow	No measurement		11.98	L/min
Auxiliary Gas Flow	No measurement		1.0	L/min
RF Power	No measurement		1199.9	W
RF Supply Current	No measurement		8.227	A
RF Supply Voltage	No measurement		194.432	V

*1 If option installed

Consumed PM Parts

Part Description	Part Number	Product or Model# where used	Quantity consumed
Axial Pre-Optic Window	G8010-G8014	G8010A, G8011A, G8014A/G8015A	1
Radial Pre-Optic Window	G8010-G8015	All	1
Agilent Cool Clear Coolant Fluid	5799-0037	Agilent Water Recirculator	—
Purge Gas Filter	G8010-60136	All	1
Air inlet filter	G8000-58002	All	1
High Capacity Air Filter	G8010-50189	Optional	—
Rotor seal for 6-7 port valve for AVS6/7	G8494-60002	G8494A/G8495	—
Rotor seal for 4 port valve for AVS4	G8493-60002	G8493A	—
Rinse solution to rinse station 2.5mm id x 1m	G8410-80123	SPS 4	1
Barb connector 2.5mm-1.5mm ID	G8410-80124	SPS 4	1
PVC waste tubing, 8mm od x 5mm id, 2m	G8410-80122	SPS 4	1
Additional Parts may be required from engineer's stock:			
X axis drive belt	5410047500	SPS 3	—
Z axis drive belt	5410047400	SPS 3	—
Peristaltic pump tubing, PVC SolvaFlex, 3 bridged,	3710049000	SPS 4	—

Consumed Parts Reference

(Purchased by customer, not included as part of PM)

☐ Section Not Applicable.

Part Description	Part Number	Product or Model# where used	Quantity consumed
------------------	-------------	------------------------------	-------------------

REVIEW BY	Sudarot N.
APPROVED BY	Sudarot N.
NEXT CAL. DATE	06/06/2023

Signature Page

Service Engineer Comments (optional)

If there are any specific points you wish to note as part of performing the installation or other items of interest for the customer, please write in this box.

- During PM found water tubing in instrument broken then water leaking inside instrument.
- Replace all water tube inside instrument, after replace found water flow sensor water leak also.
- Replace water module and continue PM without deviation.

Service Verification

Service Request Number: 6005823424 Date Service Completed: 2-May-2023

Service Engineer Name: Burin Ngamvijit Customer Name: Thiti Boonyong

Service Engineer Signature: Burin Ng. Customer Signature: Thiti Bo. B.

Total number of pages in this document:

Revision: A.02, issued: 21 January 2022
Document Number: 68014-90075
© Agilent Technologies, Inc. 2022

Page ___ of ___



Maintenance Protocol

Atomic Fluorescence Spectrometer mercur / mercur plus

analytikjena
An Endress+Hauser Company

analytikjena
An Endress+Hauser Company

Serial-No.: 1700124 Customer-No.: C04-C02

Date: 9/06/2022 Carried out by: Mr. Srichai Pol-on

Maintenance with following Operational Qualification (OQ)
(requires a separate OQ protocol) ☐

Company	บริษัท 10/100/105 จำกัด
User	นายสมชาย ใจดี
Department	Lab
Street	104 ถนนสุขุมวิท 40 แขวงคลองเตย เขตคลองเตย
Zip Code, City	10110 กรุงเทพมหานคร 10250
Country	Thailand
Phone	
Fax	
E-mail	

Maintenance works basic unit

tightness visual check inside the Mercur
visual check if gold-traps are broken
visual check if spectrometer is contaminated
reactor cleaning
check pump-hose, if necessary change it
check drying-hose, output gas-liquid-separator
test Bubble-Sensor
check gas flows
check volume flows, reagents
recording stray light values
measurement with 30 ng/l

☒
☒
☒
☒
☒
☒
☒
☒
☒
☒
☒

Maintenance works Autosampler

Serial No.: 701 939

lubricate the dosing-winding (Teflon-grease-spray)
clean the dosing cylinder, if necessary exchange it
lubricate the winding system of the height drive with some drops of oil
check the toothed belt
check the position of the mechanical stopper (height: 13mm)
check the pump rate of mixing pump (<14s AS52, typ.7s/<20s AS52S, typ.10s)
check the pump rate of washing cup
check the electrical hose connections for good contact
check the connectors of the magnetic valves
check the dosing hose for buckling, if necessary exchange it

☒
☒
☒
☒
☒
☒
☒
☒
☒
☒

Device parameter	nominal value	actual value
visual check general tightness inside the Mercur	o.k.: <input checked="" type="checkbox"/>	changed: <input type="checkbox"/>
visual check Goldtraps	o.k.: <input checked="" type="checkbox"/>	changed: <input type="checkbox"/>
visual check spectrometer		
couvette	o.k.: <input checked="" type="checkbox"/>	changed: <input type="checkbox"/>
lens	o.k.: <input checked="" type="checkbox"/>	changed: <input type="checkbox"/>
check pump hoses	o.k.: <input checked="" type="checkbox"/>	changed: <input type="checkbox"/>
check hoses and hose connectors	o.k.: <input checked="" type="checkbox"/>	changed: <input type="checkbox"/>
check and clean reactor	o.k.: <input checked="" type="checkbox"/>	changed: <input type="checkbox"/>
check drying hose output Gas-liquid-separator	o.k.: <input checked="" type="checkbox"/>	changed: <input type="checkbox"/>
check bubble-sensor	o.k.: <input checked="" type="checkbox"/>	not o.k.: <input type="checkbox"/>
Check gasflow		
Argon pressure valve 4	1.2 - 1.5 bar	1.5 bar
Valve 1	10 Nl/h or 0.166 Nl/min	0.167 Nl/min
Valve 2	50 Nl/h or 0.833 Nl/min	0.83 Nl/min
Valve 3	5 Nl/h or 0.083 Nl/min	0.083 Nl/min
Valve 4	10 Nl/h or 0.166 Nl/min	0.166 Nl/min
Check liquid flow		
Acid	2.5ml/min ± 1 ml	2.5 ml/min
Red.-agent	2.5ml/min ± 1 ml	1.5 ml/min
Sample	10ml/min ± 2 ml	10 ml/min
Adventitious light - values		
(V)	from file	
100	0	0
200	0	0
300	0	0
350	0	0
400	1	1
450	2	2
500	6	6
550	13	14
575	19	20
600	27	28

Maintenance Protocol mercur "mercur plus" update 27.06.2019 (Version 2.1) (Kas)
Analytik Jena AG | Konrad-Zuse-Str. 1 | 3745 Jena, Germany

4.5

Device parameter	nominal value	actual value
Analytical parameters		
Conditions.: max conc.: 10 µg/L PMT-voltage: 404 V		
Blank-solution without enrichment / FBR 30 ng/L	Int > 0.0015 RSD < 3 %	Int... 0.0005 Int... 0.0026 RSD... 1.12 %
Conditions.: max conc.: 1.7 µg/L PMT-voltage: 395 V		
Blank-solution with enrichment / FBR 30 ng/L	Int > 0.008 RSD < 3 %	Int... 0.0018 Int... 0.0104 RSD... 0.59 %
Fok.- factor (Int ₂ / Int ₁)	> 3,5	4
Comments		

Mr. Srichai Fak-on
Signature Technician

Bangkok, 2/06/2022
Place, Date (DD/MM/YYYY)

Signature Customer

06/06/2022
Place, Date (DD/MM/YYYY)

Maintenance Protocol mercur "mercur plus" update 27.06.2019 (Version 2.1) (Kas)
Analytik Jena AG | Konrad-Zuse-Str. 1 | 3745 Jena, Germany

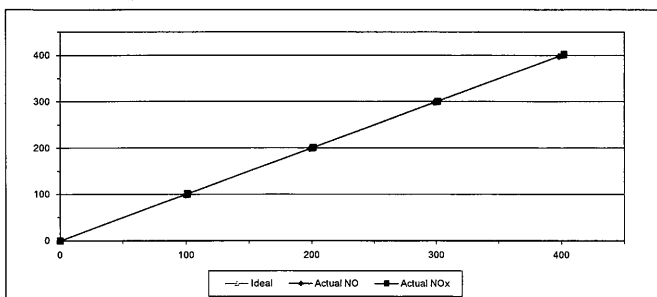
5.5



MULTIPOINT CALIBRATION REPORT

Calibration Date	5-Jan-23	Equipment Name	NOx Analyzer
Manufacturer	Teledyne API	Model	T200
Serial No.	7238	Equipment ID	RYG_FS0533
Calibrator Manufacturer	Teledyne API	Model	700
Serial No.	947		
Std. Gas Concentration (PPM)	55.88	Cylinder No.	GN0027222
Cylinder Pressure (psi)	1800	Certified By	Airgas Inc.
Certified Date	9-Feb-22	Expired Date	9-Feb-30

Point	CALIBRATION RESULTS						
	Ideal	Actual NO	Error NO	%Error NO	Actual NOx	Error NOx	%Error NOx
ZERO	0.00	0.10	0.10	0.10	0.10	0.10	0.10
1	100.00	99.50	-0.50	-0.50	101.10	1.10	1.10
2	200.00	198.70	-1.30	-0.65	201.20	1.20	0.60
3	300.00	298.80	-1.20	-0.40	301.10	1.10	0.37
4	400.00	398.00	-2.00	-0.50	402.00	2.00	0.50
AVERAGE (%)				-0.39			0.53



Calibrated By

(Mr. Jirawut Sakam)
Field Environmental Scientist (3)

Approved By

(Mr. Sarayuth Jitranont)
Assistant General Manager

ALS Laboratory Group

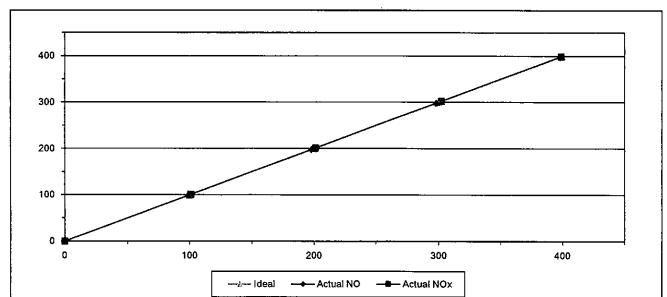
FORM NO.: F 06-056 REVISION NO.: - ISSUE DATE: 02/04/12



MULTIPOINT CALIBRATION REPORT

Calibration Date	5-Jan-23	Equipment Name	NOx Analyzer
Manufacturer	Teledyne API	Model	T200
Serial No.	2198	Equipment ID	RYG_FS0252
Calibrator Manufacturer	Teledyne API	Model	700
Serial No.	947		
Std. Gas Concentration (PPM)	55.88	Cylinder No.	GN0027222
Cylinder Pressure (psi)	1800	Certified By	Airgas Inc.
Certified Date	9-Feb-22	Expired Date	9-Feb-30

Point	CALIBRATION RESULTS						
	Ideal	Actual NO	Error NO	%Error NO	Actual NOx	Error NOx	%Error NOx
ZERO	0.00	0.10	0.10	0.10	0.10	0.10	0.10
1	100.00	98.80	-1.20	-1.20	101.00	1.00	1.00
2	200.00	198.00	-2.00	-1.00	201.30	1.30	0.65
3	300.00	298.10	-1.90	-0.63	302.30	2.30	0.77
4	400.00	398.20	-1.80	-0.45	398.80	-1.20	-0.30
AVERAGE (%)				-0.64			0.44



Calibrated By

(Mr. Jirawut Sakam)
Field Environmental Scientist (3)

Approved By

(Mr. Sarayuth Jitranont)
Assistant General Manager

ALS Laboratory Group

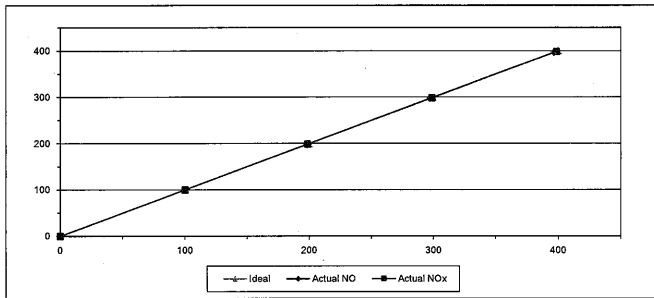
FORM NO.: F 06-056 REVISION NO.: - ISSUE DATE: 02/04/12



MULTIPOINT CALIBRATION REPORT

Calibration Date	5-Jan-23	Equipment Name	NOx Analyzer
Manufacturer	Teledyne API	Model	T200
Serial No.	2197	Equipment ID	RYG_FS0255
Calibrator Manufacturer	Teledyne API	Model	700
Serial No.	947		
Std. Gas Concentration (PPM)	55.88	Cylinder No.	GN0027222
Cylinder Pressure (psi)	1800	Certified By	Airgas Inc.
Certified Date	9-Feb-22	Expired Date	9-Feb-30

Point	CALIBRATION RESULTS						
	Ideal	Actual NO	Error NO	%Error NO	Actual NOx	Error NOx	%Error NOx
ZERO	0.00	0.10	0.10	0.10	0.10	0.10	0.10
1	100.00	99.60	-0.40	-0.40	100.20	0.20	0.20
2	200.00	198.10	-1.90	-0.95	198.50	-1.50	-0.75
3	300.00	297.50	-2.50	-0.83	298.70	-1.30	-0.43
4	400.00	396.50	-3.50	-0.88	398.60	-1.40	-0.35
AVERAGE (%)				-0.59			-0.25



Calibrated By

(Mr.Jirawut Sakam)
Field Environmental Scientist (3)

Approved By

(Mr.Sarayuth Jittrantont)
Assistant General Manager

ALS Laboratory Group

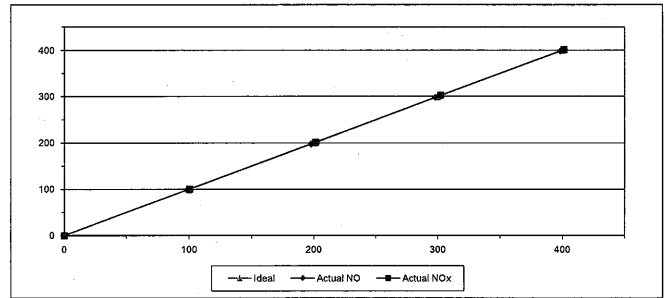
FORM NO.: F 06-056 REVISION NO.: - ISSUE DATE: 02/04/12



MULTIPOINT CALIBRATION REPORT

Calibration Date	5-Jan-23	Equipment Name	NOx Analyzer
Manufacturer	HORIBA	Model	APNA-370
Serial No.	SEEAW53E	Equipment ID	RYG_FS0261
Calibrator Manufacturer	Teledyne API	Model	700
Serial No.	947		
Std. Gas Concentration (PPM)	55.88	Cylinder No.	GN0027222
Cylinder Pressure (psi)	1800	Certified By	Airgas Inc.
Certified Date	9-Feb-22	Expired Date	9-Feb-30

Point	CALIBRATION RESULTS						
	Ideal	Actual NO	Error NO	%Error NO	Actual NOx	Error NOx	%Error NOx
ZERO	0.00	0.10	0.10	0.10	0.10	0.10	0.10
1	100.00	98.70	-1.30	-1.30	100.40	0.40	0.40
2	200.00	197.80	-2.20	-1.10	201.50	1.50	0.75
3	300.00	298.10	-1.90	-0.63	302.20	2.20	0.73
4	400.00	398.50	-1.50	-0.38	401.40	1.40	0.35
AVERAGE (%)				-0.66			0.47



Calibrated By

(Mr.Jirawut Sakam)
Field Environmental Scientist (3)

Approved By

(Mr.Sarayuth Jittrantont)
Assistant General Manager

ALS Laboratory Group

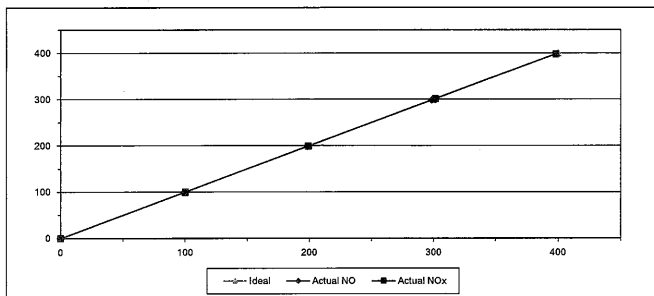
FORM NO.: F 06-056 REVISION NO.: - ISSUE DATE: 02/04/12



MULTIPOINT CALIBRATION REPORT

Calibration Date	5-Jan-23	Equipment Name	NOx Analyzer
Manufacturer	HORIBA	Model	APNA-370
Serial No.	8G314J3K	Equipment ID	RYG_FS0284
Calibrator Manufacturer	Teledyne API	Model	700
Serial No.	947		
Std. Gas Concentration (PPM)	55.88	Cylinder No.	GN0027222
Cylinder Pressure (psi)	1800	Certified By	Airgas Inc.
Certified Date	9-Feb-22	Expired Date	9-Feb-30

Point	CALIBRATION RESULTS						
	Ideal	Actual NO	Error NO	%Error NO	Actual NOx	Error NOx	%Error NOx
ZERO	0.00	0.05	0.05	0.05	0.10	0.10	0.10
1	100.00	99.20	-0.80	-0.80	100.10	0.10	0.10
2	200.00	198.40	-1.60	-0.80	199.10	-0.90	-0.45
3	300.00	298.80	-1.40	-0.47	301.50	1.50	0.50
4	400.00	398.10	-1.90	-0.47	398.00	-2.00	-0.50
AVERAGE (%)				-0.50			-0.05



Calibrated By

(Mr.Jirawut Sakam)
Field Environmental Scientist (3)

Approved By

(Mr.Sarayuth Jittrantont)
Assistant General Manager

ALS Laboratory Group

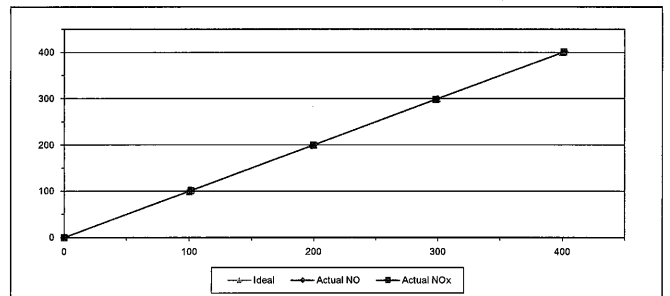
FORM NO.: F 06-056 REVISION NO.: - ISSUE DATE: 02/04/12



MULTIPOINT CALIBRATION REPORT

Calibration Date	5-Jan-23	Equipment Name	NOx Analyzer
Manufacturer	HORIBA	Model	APNA-370
Serial No.	AWXG87CR	Equipment ID	RYG_FS0453
Calibrator Manufacturer	Teledyne API	Model	700
Serial No.	947		
Std. Gas Concentration (PPM)	55.88	Cylinder No.	GN0027222
Cylinder Pressure (psi)	1800	Certified By	Airgas Inc.
Certified Date	9-Feb-22	Expired Date	9-Feb-30

Point	CALIBRATION RESULTS						
	Ideal	Actual NO	Error NO	%Error NO	Actual NOx	Error NOx	%Error NOx
ZERO	0.00	0.10	0.10	0.10	0.10	0.10	0.10
1	100.00	99.60	-0.40	-0.40	101.40	1.40	1.40
2	200.00	198.60	-1.40	-0.70	199.80	-0.20	-0.10
3	300.00	299.00	-1.00	-0.33	298.50	-1.50	-0.50
4	400.00	402.10	2.10	0.53	401.20	1.20	0.30
AVERAGE (%)				-0.16			0.24



Calibrated By

(Mr.Jirawut Sakam)
Field Environmental Scientist (3)

Approved By

(Mr.Sarayuth Jittrantont)
Assistant General Manager

ALS Laboratory Group

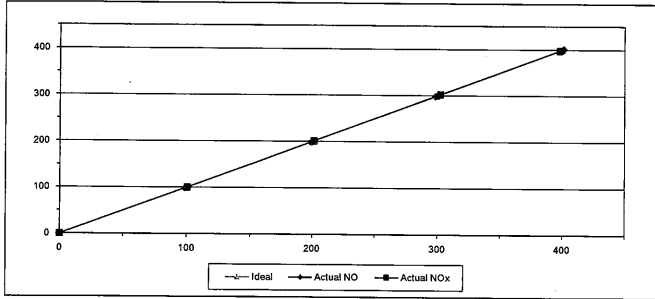
FORM NO.: F 06-056 REVISION NO.: - ISSUE DATE: 02/04/12



MULTIPOINT CALIBRATION REPORT

Calibration Date	5-Jan-23	Equipment Name	NOx Analyzer
Manufacturer	HORIBA	Model	APNA-370
Serial No.	148EH0E0	Equipment ID	BKK_FS1064
Calibrator Manufacturer	Teledyne API	Model	700
Serial No.	947		
Std. Gas Concentration (PPM)	55.88	Cylinder No.	GN0027222
Cylinder Pressure (psi)	1800	Certified By	Airgas Inc.
Certified Date	9-Feb-22	Expired Date	9-Feb-30

Point	CALIBRATION RESULTS						
	Ideal	Actual NO	Error NO	%Error NO	Actual NOx	Error NOx	%Error NOx
ZERO	0.00	0.10	0.10	0.10	0.10	0.10	0.10
1	100.00	99.00	-1.00	-1.00	100.70	0.70	0.70
2	200.00	199.40	-0.60	-0.30	201.50	1.50	0.75
3	300.00	298.60	-1.40	-0.47	302.30	2.30	0.77
4	400.00	401.40	1.40	0.35	398.00	-2.00	-0.50
AVERAGE (%)				-0.28			0.38



Calibrated By

(Mr. Jirawut Sakam)
Field Environmental Scientist (3)

Approved By

(Mr. Sarayuth Jitranont)
Assistant General Manager

ALS Laboratory Group

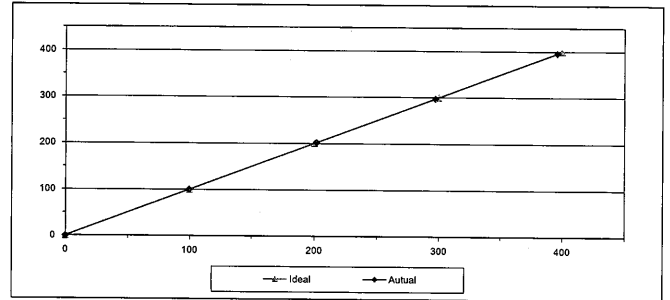
FORM NO.: F 06-056 REVISION NO.: - ISSUE DATE: 02/04/12



MULTIPOINT CALIBRATION REPORT

Calibration Date	4-Jan-23	Equipment Name	SO2 Analyzer
Manufacturer	Teledyne API	Model	T100
Serial No.	1773	Equipment ID	RYG_FS0251
Calibrator Manufacturer	Teledyne API	Model	700
Serial No.	947		
Std. Gas Concentration (PPM)	56.3	Cylinder No.	GN0027222
Cylinder Pressure (psi)	1800	Certified By	Airgas Inc.
Certified Date	9-Feb-22	Expired Date	9-Feb-30

Point	CALIBRATION RESULTS			
	Ideal	Actual	Error	%Error
ZERO	0.00	0.10	0.10	0.10
1	100.00	99.60	-0.40	-0.40
2	200.00	201.80	1.80	0.90
3	300.00	297.20	-2.80	-0.93
4	400.00	396.00	-4.00	-1.00
AVERAGE (%)				-0.27



Calibrated By

(Mr. Jirawut Sakam)
Field Environmental Scientist (3)

Approved By

(Mr. Sarayuth Jitranont)
Assistant General Manager

ALS Laboratory Group

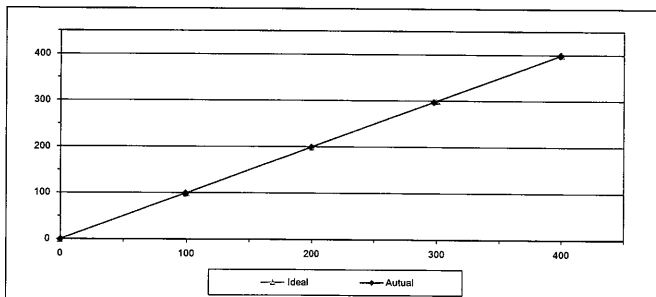
FORM NO.: F 06-056 REVISION NO.: - ISSUE DATE: 02/04/12



MULTIPOINT CALIBRATION REPORT

Calibration Date	4-Jan-23	Equipment Name	SO2 Analyzer
Manufacturer	Teledyne API	Model	T100
Serial No.	1772	Equipment ID	RYG_FS0254
Calibrator Manufacturer	Teledyne API	Model	700
Serial No.	947		
Std. Gas Concentration (PPM)	56.3	Cylinder No.	GN0027222
Cylinder Pressure (psi)	1800	Certified By	Airgas Inc.
Certified Date	9-Feb-22	Expired Date	9-Feb-30

Point	CALIBRATION RESULTS			
	Ideal	Actual	Error	%Error
ZERO	0.00	0.05	0.05	0.05
1	100.00	99.10	-0.90	-0.90
2	200.00	199.50	-0.50	-0.25
3	300.00	297.50	-2.50	-0.83
4	400.00	398.80	-1.20	-0.30
AVERAGE (%)				-0.45



Calibrated By

(Mr. Jirawut Sakam)
Field Environmental Scientist (3)

Approved By

(Mr. Sarayuth Jitranont)
Assistant General Manager

ALS Laboratory Group

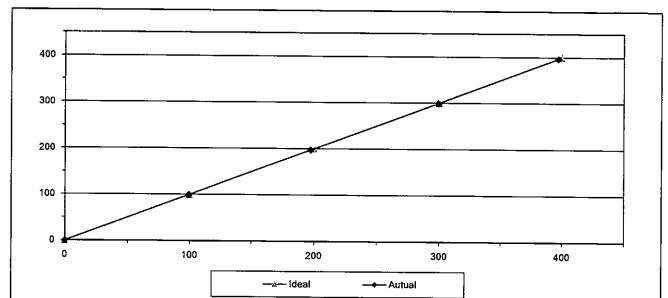
FORM NO.: F 06-056 REVISION NO.: - ISSUE DATE: 02/04/12



MULTIPOINT CALIBRATION REPORT

Calibration Date	4-Jan-23	Equipment Name	SO2 Analyzer
Manufacturer	HORIBA	Model	APSA-370
Serial No.	24PH0KNA	Equipment ID	RYG_FS0257
Calibrator Manufacturer	Teledyne API	Model	700
Serial No.	947		
Std. Gas Concentration (PPM)	56.3	Cylinder No.	GN0027222
Cylinder Pressure (psi)	1800	Certified By	Airgas Inc.
Certified Date	9-Feb-22	Expired Date	9-Feb-30

Point	CALIBRATION RESULTS			
	Ideal	Actual	Error	%Error
ZERO	0.00	0.10	0.10	0.10
1	100.00	99.40	-0.60	-0.60
2	200.00	197.30	-2.70	-1.35
3	300.00	299.50	-0.50	-0.17
4	400.00	397.00	-3.00	-0.75
AVERAGE (%)				-0.55



Calibrated By

(Mr. Jirawut Sakam)
Field Environmental Scientist (3)

Approved By

(Mr. Sarayuth Jitranont)
Assistant General Manager

ALS Laboratory Group

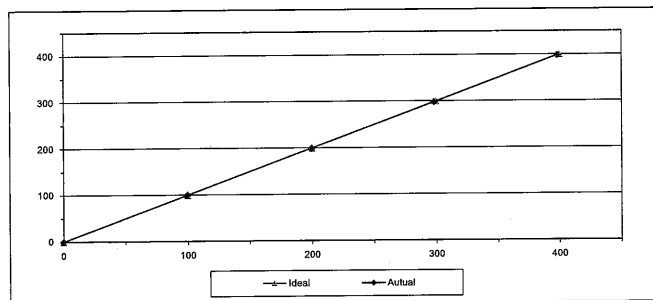
FORM NO.: F 06-056 REVISION NO.: - ISSUE DATE: 02/04/12



MULTIPOINT CALIBRATION REPORT

Calibration Date	4-Jan-23	Equipment Name	SO2 Analyzer
Manufacturer	HORIBA	Model	APSA-370
Serial No.	YPRXJJ20	Equipment ID	RYG_FS0263
Calibrator Manufacturer	Teledyne API	Model	700
Serial No.	947		
Std. Gas Concentration (PPM)	56.3	Cylinder No.	GN0027222
Cylinder Pressure (psi)	1800	Certified By	Airgas Inc.
Certified Date	9-Feb-22	Expired Date	9-Feb-30

Point	CALIBRATION RESULTS			
	Ideal	Actual	Error	%Error
ZERO	0.00	0.10	0.10	0.10
1	100.00	99.80	-0.20	-0.20
2	200.00	199.40	-0.60	-0.30
3	300.00	298.20	-1.80	-0.60
4	400.00	398.00	-2.00	-0.50
AVERAGE (%)				-0.30



Calibrated By

(Mr.Jirawut Sakam)
Field Environmental Scientist (3)

Approved By

(Mr.Sarayuth Jittrantont)
Assistant General Manager

ALS Laboratory Group

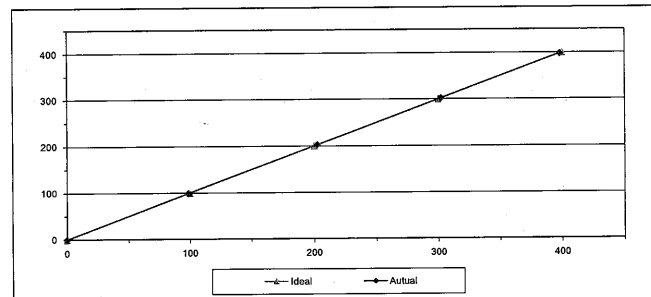
FORM NO.: F 06-056 REVISION NO.: - ISSUE DATE: 02/04/12



MULTIPOINT CALIBRATION REPORT

Calibration Date	4-Jan-23	Equipment Name	SO2 Analyzer
Manufacturer	HORIBA	Model	APSA-370
Serial No.	NM3M2D5M	Equipment ID	RYG_FS0266
Calibrator Manufacturer	Teledyne API	Model	700
Serial No.	947		
Std. Gas Concentration (PPM)	56.3	Cylinder No.	GN0027222
Cylinder Pressure (psi)	1800	Certified By	Airgas Inc.
Certified Date	9-Feb-22	Expired Date	9-Feb-30

Point	CALIBRATION RESULTS			
	Ideal	Actual	Error	%Error
ZERO	0.00	0.10	0.10	0.10
1	100.00	98.90	-1.10	-1.10
2	200.00	202.40	2.40	1.20
3	300.00	302.30	2.30	0.77
4	400.00	398.00	-2.00	-0.50
AVERAGE (%)				0.09



Calibrated By

(Mr.Jirawut Sakam)
Field Environmental Scientist (3)

Approved By

(Mr.Sarayuth Jittrantont)
Assistant General Manager

ALS Laboratory Group

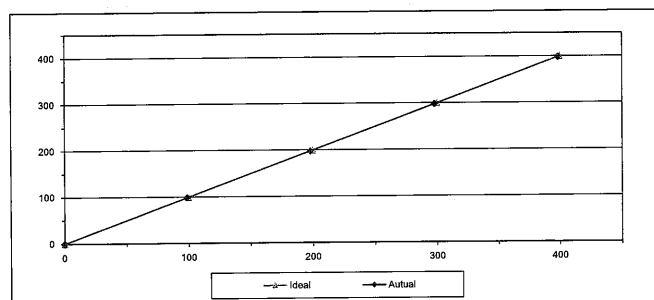
FORM NO.: F 06-056 REVISION NO.: - ISSUE DATE: 02/04/12



MULTIPOINT CALIBRATION REPORT

Calibration Date	4-Jan-23	Equipment Name	SO2 Analyzer
Manufacturer	HORIBA	Model	APSA-370
Serial No.	90U0XJ31	Equipment ID	RYG_FS0452
Calibrator Manufacturer	Teledyne API	Model	700
Serial No.	947		
Std. Gas Concentration (PPM)	56.3	Cylinder No.	GN0027222
Cylinder Pressure (psi)	1800	Certified By	Airgas Inc.
Certified Date	9-Feb-22	Expired Date	9-Feb-30

Point	CALIBRATION RESULTS			
	Ideal	Actual	Error	%Error
ZERO	0.00	0.10	0.10	0.10
1	100.00	98.60	-1.40	-1.40
2	200.00	198.00	-2.00	-1.00
3	300.00	298.10	-1.90	-0.63
4	400.00	398.20	-1.80	-0.45
AVERAGE (%)				-0.68



Calibrated By

(Mr.Jirawut Sakam)
Field Environmental Scientist (3)

Approved By

(Mr.Sarayuth Jittrantont)
Assistant General Manager

ALS Laboratory Group

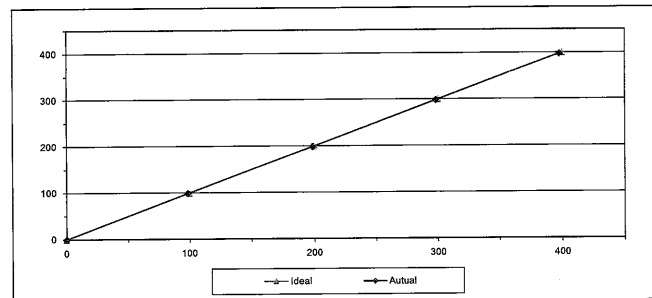
FORM NO.: F 06-056 REVISION NO.: - ISSUE DATE: 02/04/12



MULTIPOINT CALIBRATION REPORT

Calibration Date	4-Jan-23	Equipment Name	SO2 Analyzer
Manufacturer	Teledyne API	Model	T100
Serial No.	6060	Equipment ID	RYG_FS0532
Calibrator Manufacturer	Teledyne API	Model	700
Serial No.	947		
Std. Gas Concentration (PPM)	56.3	Cylinder No.	GN0027222
Cylinder Pressure (psi)	1800	Certified By	Airgas Inc.
Certified Date	9-Feb-22	Expired Date	9-Feb-30

Point	CALIBRATION RESULTS			
	Ideal	Actual	Error	%Error
ZERO	0.00	0.10	0.10	0.10
1	100.00	98.80	-1.20	-1.20
2	200.00	198.60	-1.40	-0.70
3	300.00	298.30	-1.70	-0.57
4	400.00	397.60	-2.40	-0.60
AVERAGE (%)				-0.59



Calibrated By


(Mr.Jirawut Sakam)
Field Environmental Scientist (3)

Approved By

(Mr.Sarayuth Jittrantont)
Assistant General Manager

ALS Laboratory Group

FORM NO.: F 06-056 REVISION NO.: - ISSUE DATE: 02/04/12



Certificate Number

CL-009-66

CERTIFICATE OF CALIBRATION

Page 1 of 2 Pages

MEASUREMENT ITEM : Cup anemometer
MANUFACTURER : Novalyx
MODEL/TYPE : Sensor: WS-02E
Data logger: 110-WS-16N
SERIAL NUMBER : Sensor:
Data logger: 1159
ID NUMBER : RYG_F50081
CONDITION AS-RECEIVED : Used item
CUSTOMER : ALS laboratory group (Thailand) Co., Ltd.
104 Phatthanakan 40, Phatthanakan Rd, Khwaeng Suan Luang,
Khet Suan Luang, Bangkok 10250 Thailand.

RECEIVED DATE : 16 Jan 2023
MEASUREMENT DATE : 18 Jan 2023
ISSUE DATE : 20 Jan 2023

ENVIRONMENTAL CONDITIONS:

Ambient condition in the laboratory are as follow:

Temperature : 23.0 ± 3.0 °C
Relative Humidity : 55.0 ± 15.0 %RH
Atmospheric Pressure : 1010 ± 10 hPa

PLACE OF CALIBRATION : Eiffel-type wind tunnel of Jiranatee Associates Co., Ltd.

CALIBRATION CONDITIONS : Wind tunnel cross-section area¹ 900 cm²
Win direction frontal area² 100 cm²
Diameter of mounting pipe³ mm
Blockage ratio of test object⁴ 0.111 [-]

Preconditioning : 24 hours at ambient conditions.

Measurement Condition : The average values during measurement are (23.5) °C, (52.2) %RH and (1014.5) hPa.

TABULATION OF RESULTS:

The table on next page give the measured values.

Calibrated by:
☒ Mr. Sorawit Thachalad
☐ Miss Jitragorn Lertsomphol

Approved signatory:

Mr. Parinya Booncharoen
Calibration Department Manager

Remarks:

¹ Nozzle cross-section area of the wind tunnel

² Projected cross-section area of the tested object include mounting pipe

³ Diameter of mounting pipe

⁴ Ratio "to"

Calibration procedure:
The cup anemometer was calibrated against Standard air velocity transducer model: 8455-12 and pitot tube with precision differential pressure meter model: DPM2500 in an orifice test-section of Eiffel-type wind tunnel with 900 cm² cross test section area. The WI-CL-007 based on IEC 61400-12-1, Wind energy generation systems – Part 12-1: Power performance measurements of electricity producing wind turbines, March 2017 was used as a calibration guideline.

Traceability:
This certificate provides a traceability of the measurement to recognized the national standards, and to realization of the international system of units (SI) through the NIMT (National Metrology Institute of Thailand) via Certificate number: MW-0052-21 and MW-0066-22

Uncertainty of Measurement:
The reported uncertainty of measurement is based on the standard uncertainty multiplied by a coverage factor k=2, Which for a normal distribution corresponds to a coverage probability of approximately 95%. The standard uncertainty has been determined in accordance with the GUM 'Evaluation of measurement data - Guide to the expression of uncertainty in measurement'

Certificate Number

CL-009-66

Page 2 of 2 Pages

MEASUREMENT RESULTS⁵

The cup anemometer, Unit Under Calibration (UUC) was exercised at 10 m/s for 5 minutes prior to calibration being performed. The standard air velocity 0.5 m/s to 5 m/s was calculated by a standard air velocity transducer and above 5 m/s to 30 m/s was calculated by a pitot tube with precision differential pressure meter which was installed 40 mm and 300 mm respectively away from wind tunnel nozzle. UUC was installed at center of the test section. The calibration was carried out under both rising and falling air velocity in the range of 1 m/s to 16 m/s at calibration interval of 1 m/s. The results of calibration and associated measurement uncertainties are reported in the table below.

V_{ref} (m/s)	Temp. wind tunnel (°C)	Temp. room (°C)	V_{uuc} (m/s)	Error (m/s)	U (k=2) (m/s)
0.981	23.56	23.45	0.8	-0.2	0.15
2.030	23.40	23.45	1.9	-0.2	0.16
3.049	23.50	23.45	2.9	-0.2	0.17
4.129	23.50	23.45	3.9	-0.3	0.20
5.01	23.50	23.45	4.8	-0.2	0.17
5.97	23.54	23.45	5.7	-0.3	0.17
7.05	23.42	23.45	6.8	-0.3	0.18
8.18	23.50	23.45	7.9	-0.3	0.19
9.10	23.34	23.45	8.8	-0.4	0.19
10.10	23.40	23.45	9.7	-0.4	0.20
11.14	23.40	23.45	10.8	-0.4	0.20
12.13	23.32	23.45	11.8	-0.4	0.20
13.20	23.10	23.45	12.9	-0.3	0.20
14.25	23.36	23.45	13.9	-0.4	0.22
15.24	23.22	23.45	14.8	-0.4	0.21
16.30	23.40	23.45	15.8	-0.5	0.22


Remark:

⁵ Calibration results only count for the tested circumstances and environmental conditions during which calibration took place

⁶ Velocity of standard

⁷ Velocity of Unit Under Calibration

PHOTO OF CALIBRATION SET-UP



Calibration set-up of the cup anemometer calibration in the wind tunnel of Jiranatee Associates Co., Ltd. The cup anemometer shown may differ from the calibrated one. Remark: The proportion of the set-up is not true to scale due to imaging geometry.

End of Certificate of Calibration

THIS CERTIFICATE OF CALIBRATION MAY NOT BE REPRODUCED EXCEPT IN FULL UNLESS PERMISSION FOR REPRODUCTION HAS BEEN OBTAINED IN WRITING FROM THE LABORATORY

Certificate Number

CL-009-66

CERTIFICATE OF CALIBRATION

Page 1 of 2 Pages

MEASUREMENT ITEM : Wind Direction Sensor
MANUFACTURER : Novalyx
MODEL/TYPE : Sensor: WS-02E
Data logger: 110-WS-16N
SERIAL NUMBER : Sensor:
Data logger: 1159
ID NUMBER : RYG_F50081
CONDITION AS-RECEIVED : Used item
CUSTOMER : ALS laboratory group (Thailand) Co., Ltd.
104 Phatthanakan 40, Phatthanakan Rd, Khwaeng Suan Luang,
Khet Suan Luang, Bangkok 10250 Thailand.

RECEIVED DATE : 16 Jan 2023
MEASUREMENT DATE : 19 Jan 2023
ISSUE DATE : 19 Jan 2023

ENVIRONMENTAL CONDITIONS:

Ambient condition in the laboratory are as follow:

Temperature : 23.0 ± 3.0 °C
Relative Humidity : 55.0 ± 15.0 %RH
Atmospheric Pressure : 1010 ± 10 hPa

PLACE OF CALIBRATION : Eiffel-type wind tunnel of Jiranatee Associates Co., Ltd.

CALIBRATION CONDITION : Wind tunnel cross-section area¹ 900 cm²
Win direction frontal area² 129 cm²
Diameter of mounting pipe³ mm
Blockage ratio of test object⁴ 0.143 [-]

Preconditioning : 24 hours at ambient conditions.

Measurement Condition : The average values during measurement are (23.8) °C, (47.3) %RH and (1014.8) hPa.

TABULATION OF RESULTS:

The table on next page give the measured values.

Calibrated by:
☒ Mr. Sorawit Thachalad
☐ Miss Jitragorn Lertsomphol

Approved signatory:

Mr. Parinya Booncharoen
Calibration Department Manager

Remarks:

¹ Nozzle cross-section area of the wind tunnel

² Projected cross-section area of the tested object include mounting pipe

³ Diameter of mounting pipe

⁴ Ratio "to"

Calibration procedure:
The wind direction sensor was calibrated against Standard Rotary Encoder, model: AX402975-02M04-F3-5-U0 in an orifice test-section of Eiffel-type wind tunnel with 900 cm² cross test-section area. The WI-CL-008 based on IEC 61400-12-1, Wind energy generation systems – Part 12-1: Power performance measurements of electricity producing wind turbines, March 2017 was used as a calibration guideline.

Traceability:
This certificate provides a traceability of the measurement to recognized the national standards, and to realization of the international system of units (SI) through the NIMT (National Metrology Institute of Thailand) via Certificate number: DA-0043-22

Uncertainty of Measurement:
The reported uncertainty of measurement is based on the standard uncertainty multiplied by a coverage factor k=2, Which for a normal distribution corresponds to a coverage probability of approximately 95%. The standard uncertainty has been determined in accordance with the GUM 'Evaluation of measurement data - Guide to the expression of uncertainty in measurement'

Certificate Number

CL-009-66

Page 2 of 2 Pages

MEASUREMENT RESULTS⁵

The wind direction sensor was calibrated against standard rotary encoder by comparison method. During calibration, the measurement was carried out at 45° intervals in clockwise and counterclockwise directions after offset adjustment has been made. The flow speed of wind tunnel (usually 5 m/s) is kept constant while the sensor is rotated around its vertical axis. The results of calibration and associated measurement uncertainties are reported in the table below.

Air speed m/s	D'_{std} Degree (°)	D'_{uuc} Degree (°)	Error Degree (°)	U (k=2) Degree (°)
	0.000	0	0	0.58
	45.000	43	-3	0.76
	90.000	89	-2	0.76
5.01	135.000	134	-1	0.74
	180.000	177	-3	0.74
	225.000	229	4	0.58
	270.000	273	3	0.68
	315.000	317	2	0.74

Remark:

⁵ Calibration results only count for the tested circumstances and environmental conditions during which calibration took place

⁶ Direction of standard

⁷ Direction of Unit Under Calibration

End of Certificate of Calibration

THIS CERTIFICATE OF CALIBRATION MAY NOT BE REPRODUCED EXCEPT IN FULL UNLESS PERMISSION FOR REPRODUCTION HAS BEEN OBTAINED IN WRITING FROM THE LABORATORY

Certificate Number
CL-010-66

CERTIFICATE OF CALIBRATION

Page 1 of 2 Pages

MEASUREMENT ITEM : Wind Direction Sensor
MANUFACTURER : Novallux
MODEL/TYPE : Sensor: WS-02F
Data logger: ZOO-WS-25DL
SERIAL NUMBER : Sensor: -
Data logger: A4586
ID NUMBER : RYG_FS0087
CONDITION AS-RECEIVED : Used item
CUSTOMER : ALS laboratory group (Thailand) Co., Ltd.
104 Phatthanakan 40, Phatthanakan Rd, Khwaeng Suan Luang,
Khet Suan Luang, Bangkok 10250 Thailand.

RECEIVED DATE : 16 Jan 2023
MEASUREMENT DATE : 19 Jan 2023
ISSUE DATE : 20 Jan 2023

ENVIRONMENTAL CONDITIONS:

Ambient condition in the laboratory are as follow:
Temperature : 23.0 ± 3.0 °C
Relative Humidity : 55.0 ± 15.0 %RH
Atmospheric Pressure : 1010 ± 10 hPa

PLACE OF CALIBRATION : Eiffel-type wind tunnel of Jiranatee Associates Co., Ltd.

CALIBRATION CONDITION : Wind tunnel cross-section area¹ 900 cm²
Win direction frontal area² 129 cm²
Diameter of mounting pipe³ mm
Blockage ratio of test object⁴ 0.143 [-]

Preconditioning : 24 hours at ambient conditions.

Measurement Condition : The average values during measurement are (23.5)°C, (47.4) %RH and (1015.6) hPa.

TABULATION OF RESULTS:
The table on next page give the measured values.

Calibrated by:
☒ Mr. Sorawit Thachong
☐ Miss Jittraorn Terntomphol

Approved signatory:

Mr. Parinya Booncharoen
Calibration Department Manager

Calibration procedure:
The wind direction sensor was calibrated against Standard Rotary Encoder model: AX00975 DM04-P3-S-UD in an close test-section of Eiffel-type wind tunnel with 900 cm² cross section area. The WI-CL-008 based on IEC 61400-12-1: Wind energy generation systems - Part 12-1: Power performance measurements of electricity producing wind turbines, March 2017 was used as a calibration guideline.

Traceability:
This certificate provides a traceability of the measurement to recognized the national standards, and to realization of the international system of units (SI) through the NIMT (National Metrology Institute of Thailand) via Certificate Number: DA-0043-22

Uncertainty of Measurement:
The reported uncertainty of measurement is based on the standard uncertainty multiplied by a coverage factor k=2, Which for a normal distribution corresponds to a coverage probability of approximately 95%. The standard uncertainty has been determined in accordance with the GUM 'Evaluation of measurement data - Guide to the expression of uncertainty in measurement'

Page 2 of 2 Pages

MEASUREMENT RESULTS¹

The wind direction sensor was calibrated against standard rotary encoder by comparison method. During calibration, the measurement was carried out at 45° intervals in clockwise and counterclockwise directions after offset adjustment has been made. The flow speed of wind tunnel (usually 5 m/s) is kept constant while the sensor is rotated around its vertical axis. The results of calibration and associated measurement uncertainties are reported in the table below.

Air speed m/s	D _{std} Degree (°)	D _{unc} Degree (°)	Error Degree (°)	U (k=2) Degree (°)
0.000	0	0	0	0.58
45.000	43	-2	-2	0.74
90.000	88	-2	-2	0.74
135.000	133	-1	-1	0.74
180.000	179	0	0	0.68
225.000	225	3	3	0.58
270.000	273	4	4	0.74
315.000	319			

Remark:

¹ Calibration results only count for the tested circumstances and environmental conditions during which calibration took place

² Direction of standard

³ Direction of Unit Under Calibration

End of Certificate of Calibration

THIS CERTIFICATE OF CALIBRATION MAY NOT BE REPRODUCED EXCEPT IN FULL UNLESS PERMISSION FOR REPRODUCTION HAS BEEN OBTAINED IN WRITING FROM THE LABORATORY

Certificate Number
CL-010-66

CERTIFICATE OF CALIBRATION

Page 1 of 2 Pages

MEASUREMENT ITEM : Cup anemometer
MANUFACTURER : Novallux
MODEL/TYPE : Sensor: WS-02F
Data logger: ZOO-WS-25DL
SERIAL NUMBER : Sensor: -
Data logger: A4586
ID NUMBER : RYG_FS0087
CONDITION AS-RECEIVED : Used item
CUSTOMER : ALS laboratory group (Thailand) Co., Ltd.
104 Phatthanakan 40, Phatthanakan Rd, Khwaeng Suan Luang,
Khet Suan Luang, Bangkok 10250 Thailand.

RECEIVED DATE : 16 Jan 2023
MEASUREMENT DATE : 18 Jan 2023
ISSUE DATE : 20 Jan 2023

ENVIRONMENTAL CONDITIONS:

Ambient condition in the laboratory are as follow:
Temperature : 23.0 ± 3.0 °C
Relative Humidity : 55.0 ± 15.0 %RH
Atmospheric Pressure : 1010 ± 10 hPa

PLACE OF CALIBRATION : Eiffel-type wind tunnel of Jiranatee Associates Co., Ltd.

CALIBRATION CONDITIONS : Wind tunnel cross-section area¹ 900 cm²
Win direction frontal area² 100 cm²
Diameter of mounting pipe³ mm
Blockage ratio of test object⁴ 0.111 [-]

Preconditioning : 24 hours at ambient conditions.

Measurement Condition : The average values during measurement are (23.6)°C, (55.3) %RH and (1013.5) hPa.

TABULATION OF RESULTS:
The table on next page give the measured values.

Calibrated by:
☒ Mr. Sorawit Thachong
☐ Miss Jittraorn Terntomphol

Approved signatory:

Mr. Parinya Booncharoen
Calibration Department Manager

Calibration procedure:
The cup anemometer was calibrated against Standard air velocity transducer model: 84553.2 and pitot tube with precision differential pressure meter model: DPM2500 in an close test-section of Eiffel-type wind tunnel with 900 cm² cross section area. The WI-CL-007 based on IEC 61400-12-1: Wind energy generation systems - Part 12-1: Power performance measurements of electricity producing wind turbines, March 2017 was used as a calibration guideline.

Traceability:
This certificate provides a traceability of the measurement to recognized the national standards, and to realization of the international system of units (SI) through the NIMT (National Metrology Institute of Thailand) via Certificate Number: MW-0052-21 and MW-0066-22

Uncertainty of Measurement:
The reported uncertainty of measurement is based on the standard uncertainty multiplied by a coverage factor k=2, Which for a normal distribution corresponds to a coverage probability of approximately 95%. The standard uncertainty has been determined in accordance with the GUM 'Evaluation of measurement data - Guide to the expression of uncertainty in measurement'

Page 2 of 2 Pages

MEASUREMENT RESULTS¹

The cup anemometer, Unit Under Calibration (UUC) was exercise at 10 m/s for 5 minutes prior to calibration being performed. The standard air velocity 0.5 m/s to 5 m/s was calculated by a standard air velocity transducer and above 5 m/s to 30 m/s was calculated by a pitot tube with precision differential pressure meter which was installed 40 mm and 300 mm respectively away from wind tunnel nozzle. UUC was installed at center of the test section. The calibration was carried out under both rising and falling air velocity in the range of 1 m/s to 16 m/s at calibration interval of 1 m/s. The results of calibration and associated measurement uncertainties are reported in the table below.

V _{std} (m/s)	Temp. wind tunnel (°C)	Temp. room (°C)	V _{unc} (m/s)	Error (m/s)	U (k=2) (m/s)
0.985	23.68	23.60	0.8	-0.2	0.15
2.033	23.54	23.60	1.8	-0.2	0.18
3.046	23.68	23.60	2.9	-0.1	0.19
4.136	23.66	23.60	3.9	-0.2	0.20
5.03	23.50	23.60	4.9	-0.1	0.20
5.98	23.50	23.60	5.9	-0.1	0.18
7.05	23.36	23.60	7.0	-0.1	0.18
8.18	23.54	23.60	8.0	-0.2	0.20
9.10	23.30	23.60	8.9	-0.2	0.20
10.10	23.50	23.60	10.0	-0.1	0.19
11.14	23.28	23.60	11.1	-0.1	0.22
12.12	23.40	23.60	11.9	-0.2	0.21
13.19	23.10	23.60	13.0	-0.2	0.26
14.25	23.46	23.60	14.0	-0.2	0.32
15.26	23.10	23.60	15.0	-0.2	0.23
16.31	23.26	23.60	16.2	-0.1	0.29


Remark:

¹ Calibration results only count for the tested circumstances and environmental conditions during which calibration took place

² Velocity of standard

³ Velocity of Unit Under Calibration

PHOTO OF CALIBRATION SET-UP



Calibration set-up of the cup anemometer calibration in the wind tunnel of Jiranatee Associates Co., Ltd. The cup anemometer shown may differ from the calibrated one. Remark: The proportion of the set-up is not true to scale due to imaging geometry.

End of Certificate of Calibration

THIS CERTIFICATE OF CALIBRATION MAY NOT BE REPRODUCED EXCEPT IN FULL UNLESS PERMISSION FOR REPRODUCTION HAS BEEN OBTAINED IN WRITING FROM THE LABORATORY



JIRANATE ASSOCIATES CO., LTD.

Jirante Associates Co., Ltd.
63/24 TS. 63/24 Bg.
Pothakarn 1/11, Rd. Wattana, Bangkok 10.
Bangkok 10500 (Thailand)
Tel: +66(0)2588112
Mobile: +66(0)999454
E-mail: jnac-calibration@jirante.com
Web site: www.jirante.com

Accredited calibration laboratory
ISO/IEC 17025:2017
NSC-TISI-TIS 17025
CALIBRATION 0367

Air speed measurement laboratory
Calibration services department

APPROVED BY
14/10/24

Certificate Number

CL-003-65

CERTIFICATE OF CALIBRATION

Page 1 of 2 Pages

MEASUREMENT ITEM

MANUFACTURER

MODEL/TYPE

SERIAL NUMBER

ID NUMBER

CONDITION AS-RECEIVED

CUSTOMER

: Cup anemometer

: Novallux

: Sensor: WS-02F

: Data logger: 110-WS-25DL-D

: Sensor: WSD-013

: Data logger: AS911

: RYG_F50610

: New item

: ALS laboratory group (Thailand) co., Ltd.

: 104 Phatthanakan 40, Phatthanakan Rd, Khwaeng Suan Luang,

: Khet Suan Luang, Bangkok 10250 Thailand.

RECEIVED DATE

MEASUREMENT DATE

ISSUE DATE

: 09 Nov 2022

: 17 Nov 2022

: 23 Nov 2022

ENVIRONMENTAL CONDITIONS:

Ambient condition in the laboratory are as follow:

Temperature: 23.0 ± 3.0 °C

Relative Humidity: 55.0 ± 15.0 %RH

Atmospheric Pressure: 1010 ± 10 hPa

PLACE OF CALIBRATION

: Effel-type wind tunnel of Jirante Associates Co., Ltd.

CALIBRATION CONDITIONS

: Wind tunnel cross-section area¹ 900 cm²

: Win direction frontal area² 100 cm²

: Diameter of mounting pipe³ mm

: Blockage ratio of test object⁴ 0.111 [-]

Preconditioning

Measurement Condition

: 24 hours at ambient conditions.

: The average values during measurement are (24.1) °C, (48.8) %RH and (1015.4) hPa.

TABULATION OF RESULTS:

The table on next page give the measured values.

Calibrated by:

1. Mr. Sorawat Thachalad

2. Miss Jittaporn Lertsomphol



Approved signatory

Mr. Pannya Booncharoen

Calibration Department Manager

Remark:

¹ Nozzle cross-section area of the wind tunnel

² Projected cross-section area of the tested object include mounting pipe

³ Diameter of mounting pipe

⁴ Ratio "to"

THIS CERTIFICATE OF CALIBRATION MAY NOT BE REPRODUCED EXCEPT IN FULL UNLESS PERMISSION FOR REPRODUCTION HAS BEEN OBTAINED IN WRITING FROM THE LABORATORY

Certificate Number

CL-003-65

Page 2 of 2 Pages

MEASUREMENT RESULTS⁵

The cup anemometer, Unit Under Calibration (UUC) was exercised at 10 m/s for 5 minutes prior to calibration being performed. The standard air velocity 0.5 m/s to 5 m/s was calculated by a standard air velocity transducer and above 5 m/s to 30 m/s was calculated by a pitot tube with precision differential pressure meter which was installed 40 mm and 300 mm respectively away from wind tunnel nozzle. UUC was installed at center of the test section. The calibration was carried out under both rising and falling air velocity in the range of 1 m/s to 16 m/s at calibration interval of 1 m/s. The results of calibration and associated measurement uncertainties are reported in the table below.

V_{ref} (m/s)	Temp. wind tunnel (°C)	Temp. room (°C)	V_{UUC} (m/s)	Error (m/s)	$U(k=2)$ (m/s)
0.994	24.08	24.05	0.8	-0.2	0.17
2.036	24.10	24.05	1.8	-0.2	0.17
3.044	24.00	24.05	2.9	-0.2	0.17
4.217	24.10	24.05	3.9	-0.4	0.19
5.02	23.92	24.05	4.9	-0.1	0.17
6.00	24.24	24.05	5.9	-0.1	0.18
7.08	23.88	24.05	6.8	-0.2	0.20
8.20	24.12	24.05	7.9	-0.3	0.19
9.13	23.74	24.05	8.8	-0.3	0.20
10.11	24.04	24.05	9.8	-0.3	0.21
11.17	23.80	24.05	10.9	-0.3	0.26
12.15	23.98	24.05	11.8	-0.2	0.26
13.20	23.78	24.05	12.9	-0.2	0.23
14.25	23.80	24.05	14.0	-0.3	0.23
15.25	23.80	24.05	14.9	-0.3	0.23
16.30	23.80	24.05	16.0	-0.3	0.23


Remark:

Calibration results only count for the tested circumstances and environmental conditions during which calibration took place

⁵ Velocity of standard

⁵ Velocity of Unit Under Calibration

PHOTO OF CALIBRATION SET-UP



Calibration set up of the cup anemometer calibration in the wind tunnel of Jirante Associates Co., Ltd. The cup anemometer shown may differ from the calibrated one. Remark: The proportion of the set up is not true to scale due to imaging geometry.



Certificate Number

CL-003-65

Page 2 of 2 Pages

MEASUREMENT RESULTS⁵

The cup anemometer, Unit Under Calibration (UUC) was exercised at 10 m/s for 5 minutes prior to calibration being performed. The standard air velocity 0.5 m/s to 5 m/s was calculated by a standard air velocity transducer and above 5 m/s to 40 m/s was calculated by a pitot tube with precision differential pressure meter which was installed 40 mm and 300 mm respectively away from wind tunnel nozzle. UUC was installed at center of the test section. The calibration was carried out under both rising and falling air velocity in the range of 1 m/s to 16 m/s at calibration interval of 1 m/s. The results of calibration and associated measurement uncertainties are reported in the table below.

V_{ref} (m/s)	Temp. wind tunnel (°C)	Temp. room (°C)	V_{UUC} (m/s)	Error (m/s)	$U(k=2)$ (m/s)
0.994	24.08	24.05	0.8	-0.2	0.17
2.036	24.10	24.05	1.8	-0.2	0.17
3.044	24.00	24.05	2.9	-0.2	0.17
4.217	24.10	24.05	3.9	-0.4	0.19
5.02	23.92	24.05	4.9	-0.1	0.17
6.00	24.24	24.05	5.9	-0.1	0.18
7.08	23.88	24.05	6.8	-0.2	0.20
8.20	24.12	24.05	7.9	-0.3	0.19
9.13	23.74	24.05	8.8	-0.3	0.20
10.11	24.04	24.05	9.8	-0.3	0.21
11.17	23.80	24.05	10.9	-0.3	0.26
12.15	23.98	24.05	11.8	-0.3	0.26
13.20	23.78	24.05	12.9	-0.2	0.23
14.25	23.80	24.05	14.0	-0.3	0.23
15.25	23.80	24.05	14.9	-0.3	0.23
16.30	23.80	24.05	16.0	-0.3	0.23


Remark:

Calibration results only count for the tested circumstances and environmental conditions during which calibration took place

⁵ Velocity of standard

⁵ Velocity of Unit Under Calibration

PHOTO OF CALIBRATION SET-UP



Calibration set up of the cup anemometer calibration in the wind tunnel of Jirante Associates Co., Ltd. The cup anemometer shown may differ from the calibrated one. Remark: The proportion of the set up is not true to scale due to imaging geometry.



THIS CERTIFICATE OF CALIBRATION MAY NOT BE REPRODUCED EXCEPT IN FULL UNLESS PERMISSION FOR REPRODUCTION HAS BEEN OBTAINED IN WRITING FROM THE LABORATORY

CERTIFICATE OF CALIBRATION

Certificate No. : CL-016-65

Page 1 of 2 Pages

MEASUREMENT ITEM : Digital barometer
MANUFACTURER : Novalyx
MODEL/TYPE : 110-WS-25BP
SERIAL NUMBER : A5911
ID NUMBER : RYG_FS0610
CONDITION AS RECEIVED : New item
CUSTOMER : ALS laboratory group (Thailand) co., ltd.
104 Phatthanasri 40, Phatthanasri Rd.
Khweng Suan Luang, Khet Suan Luang,
Bangkok 10250 Thailand.
RECEIVED DATE : 09 Nov 2022
MEASUREMENT DATE : 22 Nov 2022
ISSUE DATE : 23 Nov 2022

Calibration procedure:
The pressure calibration was done by in-house calibration method as WI-CL-003 according to comparison method with Digital pressure calibrator based on DKD-R 6-1

Traceability:
The measurement results are traceable to the international system of units (SI) through MENSOR which complies with the requirements of ISO/IEC 17025:2017, ANSI/NCSL Z540-1 via Certificate number: 201479

The reported uncertainty is based on a standard uncertainty multiplied by a coverage k=2, providing a level of confidence of approximately 95%.

CONDITION OF THIS RESULT OF CALIBRATION:

1. Reference Standard Instrument:

Instrument	Model	Serial No.	Certificate No.	Due Date
Absolute Pressure Transducer	CPG2500	41001811	201479	13 Sep 2022

2. Calibration effort for calibration sequence A

The UUC* was installed in vertical orientation above reference standard instrument and center of UUC* was used as the reference level.

3. Calibration conditions:

4. Condition
Pressure transmitting medium : ☒ Normal ☐ Abnormal
Air : ☒ Normal ☐ Abnormal
P₁ (20°C, 1 bar) : 1.19 kg/m³
H_{amb} : (55±15) %
T_{amb} : (23±3) °C
P_{amb} : (1010±10) mbar

5. The certificate is valid only to the item calibrated on date and place of calibration

Calibrated by:
Mr. Sorawit Thachalad
Miss Jitraporn Lertsomphol



Approved signatory: Mr. Parinya Booncharoen
Calibration Department Manager

THIS CERTIFICATE REPORT MAY NOT BE REPRODUCED EXCEPT IN FULL UNLESS PERMISSION FOR REPRODUCTION HAS BEEN OBTAINED IN WRITING FROM THE LABORATORY

CERTIFICATE OF CALIBRATION

Certificate No. CL 158-65
Page 1 of 2

Equipment Name: Data logger with Temperature Sensor
Manufacturer: Novalyx
Model: 110 WS 25DI D
Serial No.: A5911
ID No.: RYG_FS0610

Customer
Name: ALS laboratory group (Thailand) Co., Ltd.
Address: 104 Phatthanasri 40, Phatthanasri Rd.
Rd. Khweng Suan Luang, Khet Suan Luang, Bangkok
10250 Thailand.

Reference Used During Calibration
1. Standard Temperature Probe Model: STS 100 A500.
Serial No.: G67682-09. Due date: 23 Mar 2023
2. Digital Temperature Indicator Model: DTI 1000 A MK II, Serial No.: 671407 00591 Due date: 22 July 2023

Calibration Procedure
The temperature calibration was done by In-House calibration method as WI-CL-001 according to comparison method with standard digital temperature indicator and standard temperature probe. The temperature scale use was based on ITS 90.

Received date: 09 Nov 2022
Calibration date: 18 Nov 2022
Issue date: 23 Nov 2022

Calibration Condition
Temperature: (23±3) °C
Relative Humidity: (55±15)%

Traceability
The measurement results are traceable to the international system of units (SI) through National Institute of Metrology Thailand (NIMT) Certificate number: IT 0034.22. Certificate number: IR-0092 22

Calibrated by:
Mr. Sorawit Thachalad
Miss Jitraporn Lertsomphol



Approved Signatory: Mr. Parinya Booncharoen
Calibration Department Manager

CERTIFICATE OF CALIBRATION

Certificate No. : CL-016-65

Page 2 of 2 Pages

MEASUREMENT RESULTS : ☒ Without adjustment ☐ With adjustment
CALIBRATION IN THE RANGE OF : 950 - 1050 mbar

The results of calibration and associated measurement uncertainties are reported in the table below.

STD (mbar)	UUC* (mbar)	Error (mbar)	Uncertainty (k=2) (mbar)
950.00	950.0	0.0	0.37
970.00	969.8	-0.2	0.49
990.00	989.6	-0.4	0.62
1010.00	1009.5	0.4	0.64
1030.00	1029.1	-0.9	1.1
1050.00	1049.0	-1.0	1.2

Note: UUC* Unit Under Calibration
To convert the result in report unit to Pa should be multiply by 100

End of certificate





63/14-15,67/35-36, Soi Petchkasem7,7/1, Petchkasem Rd,
Wathapra, Bangkokyai,Bangkok 10600 Thailand.
Tel: (66) 02-8680812#13 Fax: (66) 02-8680860 www.jiranatee.com

CERTIFICATE OF CALIBRATION

Calibration No. : RH-03112022
Page 1 of 1 Pages

Measurement Item : Relative humidity with data logger
Manufacturer : Novatymx
Model/Type : 110-WS-2501-D
Serial Number : A5911
ID No. : RYG-FS0610
Customer : ALS laboratory group (Thailand) Co. Ltd
: 104 Phatthanakan 40, Phatthanakan Rd, Khwaeng Suan Luang, Khet Suan Luang, Bangkok
10250 Thailand.

Environmental Condition:

The measurement was carried out in an ambient temperature of (25.3) °C, and relative humidity of (50±15)%.

Measurement Method:

Unit Under Calibration (UUC) was calibrated by comparison method with standard Thermo hygrometer in the humidity generator chamber to determine the errors.

Traceability:

This instrument was calibrated using standard equipment whose accuracy is traceability through National Institute of Standards and Technology to the international system of units (SI) via MCS Calibration, Inc. Certificate number: 20314 101 Due date: Mar 14,2023.

Measurement Date : Nov 18, 2022
Issued Date : Nov 23, 2022

Measurement Results:

This instrument was connected with indoor air quality probe and Displayed (UUC) on display. Model: IIM760, Serial number: U3911245

Calibration was performed in the range of 20%RH to 80%RH

The results of calibration are reported in table below.

Determined (%RH)	Standard (traceable) (%RH)	UUC (display) (%RH)	Error (%RH)	Uncertainty ±(%RH)
20	20.07	18.0	2.0	0.56
50	50.29	48.2	2.1	0.62
80	80.24	78.4	1.8	0.55

Performed by

- ☒ Mr. Sorawit Thachalad
☐ Miss Jitraporn Lertsomphol



Approved Signatory:

Mr. Parinya Booncharoen
Calibration Department Manager

THIS CALIBRATION REPORT MAY NOT BE REPRODUCED EXCEPT IN FULL UNLESS PERMISSION FOR REPRODUCTION HAS BEEN OBTAINED IN WRITING FROM THE LABORATORY.



63/14-15,67/35-36, Soi Petchkasem7,7/1, Petchkasem Rd,
Wathapra, Bangkokyai,Bangkok 10600 Thailand.
Tel: (66) 02-8680812#13 Fax: (66) 02-8680860 www.jiranatee.com

CALIBRATION REPORT

Calibration Number. : RH-01112022
Page 1 of 2 Pages

Measurement Item : Rain gauge with data logger

Manufacturer : Data logger: Novatymx
Rain gauge: Novatymx

Model/Type : Data logger: 110-WS-2501-D
Rain gauge: 110 WS 2503

Serial Number : Data logger: A5911
Rain gauge: RH-0017

ID NO : RYG-FS0610

Customer : ALS laboratory group (Thailand) Co. Ltd
: 104 Phatthanakan 40, Phatthanakan Rd, Khwaeng Suan Luang, Khet Suan Luang,
Bangkok 10250, Thailand.

Environmental Condition:

The measurement was carried out in an ambient temperature of (25.3) °C, and relative humidity of (50±15)%.

Measurement Method:

The Rain gauge, Unit Under Calibration (UUC) was calibrated by Precision reference bottle with three different of flow rate 0.6 mm per minute or 1 tipping every 20 seconds. The tipping number was determined by procedure below.

- Obtain rain gauge inlet area:
Rain gauge precise diameter at (in) = Diameter/2 = R (radius)
Rain gauge area = πR^2 14 (UUC diameter 20.3 cm, UUC radius: 10.15 cm)
Rain gauge area = 323.6 cm².
- Obtain theoretical correct rain gauge answer (number of tipping) using 323.6 cm² inlet area and 0.6 l of rain.
 - $10,000 \text{ cm}^3 / 323.6 \text{ cm}^2$ inlet area = 30.90 (rain gauge area = 1/30.90 of square meter)
 - $30.90 \times 0.5 \text{ l volume} = 15.45 \text{ mm}$ (mm of rain over 1 m² surface) 500 ml of rain = 5 mm or the rain gauge area = 15.45 mm of rain.
 - Number of tipping 15.45 / 0.25 mm = 62 tipping.

Note: Rain gauge is fully cleaned and leveling prior the calibration performed.

Measurement Date : Nov 18, 2022
Issued Date : Nov 23, 2022

Performed by

- ☒ Mr. Sorawit Thachalad
☐ Miss Jitraporn Lertsomphol



Approved Signatory:

Mr. Parinya Booncharoen
Calibration Department Manager

THIS CALIBRATION REPORT MAY NOT BE REPRODUCED EXCEPT IN FULL UNLESS PERMISSION FOR REPRODUCTION HAS BEEN OBTAINED IN WRITING FROM THE LABORATORY.



63/14-15,67/35-36, Soi Petchkasem7,7/1, Petchkasem Rd,
Wathapra, Bangkokyai,Bangkok 10600 Thailand.
Tel: (66) 02-8680812#13 Fax: (66) 02-8680860 www.jiranatee.com

Continuation of Calibration of Calibration Number

Calibration Number: RH-01112022
Page 2 of 2 Pages

Result of Calibration: ☒ Without Adjustment ☐ With Adjustment
The results of calibration are reported in table below.

Quantity of H ₂ O (ml)	Determined Tipping	Tipping count	Acceptable Tipping count
500	62	61	60 - 64
500	62	61	60 - 64
500	62	61	60 - 64
500	62	61	60 - 64
500	62	61	60 - 64

Remark: The procedure is made to verify the correct reading of the Unit Under Calibration rain gauge when a precise volume of water falls into its cover. We suggest that the number of tipping should be within ±2% different from the 62 tipping (corrected range 60-64 tipping) it means that the rain gauge meets the manufacturer acceptable limit.


End of calibration report



Jiranatee Associates Co., Ltd.
63/14-15, 67/35-36
Petchkasem 7/71, Rd. Wathapra, Bangkokyai,
Bangkok 10600 (Thailand)
Tel: +668680812
Mobile: +6686399453
E-mail: j_nac_calibration@jiranatee.com
Web site: www.jiranatee.com

Accredited calibration laboratory
ISO/IEC 17025:2017
NSC-TS-15 17025
CALIBRATION 0367

Air speed measurement laboratory
Calibration services department.



Certificate Number
CL-020-86

CERTIFICATE OF CALIBRATION

Page 1 of 2 Pages

MEASUREMENT ITEM : Cup anemometer
MANUFACTURER : Novatymx
MODEL/TYPE : Sensor: WS-02F
Data logger: 200-WS-2518

SERIAL NUMBER : Sensor:
Data logger: A5375
ID NUMBER : RYG-FS0413
CONDITION AS-RECEIVED : Used item
CUSTOMER : ALS laboratory group (Thailand) Co., Ltd.
: 104 Phatthanakan 40, Phatthanakan Rd, Khwaeng Suan Luang,
Khet Suan Luang, Bangkok 10250 Thailand.

RECEIVED DATE : 27 Jan 2023
MEASUREMENT DATE : 10 Feb 2023
ISSUE DATE : 10 Feb 2023

ENVIRONMENTAL CONDITIONS:

Ambient condition in the laboratory are as follow:
Temperature : 23.0 ± 3.0 °C
Relative Humidity : 55.0 ± 15.0 %RH
Atmospheric Pressure : 1010 ± 10 hPa

PLACE OF CALIBRATION : Effel-type wind tunnel of Jiranatee Associates Co., Ltd.

CALIBRATION CONDITIONS : Wind tunnel cross-section area¹ 900 cm²
Win direction frontal area² 100 cm²
Diameter of mounting pipe³ - mm
Blockage ratio of test object⁴ 0.111 [-]

Preconditioning : 24 hours at ambient conditions.
Measurement Condition : The average values during measurement are (24.0) °C, (41.7) %RH and (1015.0) hPa.

TABULATION OF RESULTS:

The table on next page give the measured values.

Calibrated by:
☒ Mr. Sorawit Thachalad
☐ Miss Jitraporn Lertsomphol



Approved signatory:

Mr. Parinya Booncharoen
Calibration Department Manager

Remark:
¹ Liquid cross-section area of the wind tunnel
² Projected cross-section area of the tested object include mounting pipe
³ Diameter of mounting pipe
⁴ Ratio "to"

THIS CERTIFICATE OF CALIBRATION MAY NOT BE REPRODUCED EXCEPT IN FULL UNLESS PERMISSION FOR REPRODUCTION HAS BEEN OBTAINED IN WRITING FROM THE LABORATORY

Certificate Number
CL-020-66

Page 2 of 2 Pages

MEASUREMENT RESULTS⁵

The cup anemometer, Unit Under Calibration (UUC) was exercised at 10 m/s for 5 minutes prior to calibration being performed. The standard air velocity 0.5 m/s to 5 m/s was calculated by a standard air velocity transducer and above 5 m/s to 30 m/s was calculated by a pitot tube with precision differential pressure meter which was installed 40 mm and 300 mm respectively away from wind tunnel nozzle. UUC was installed at center of the test section. The calibration was carried out under both rising and falling air velocity in the range of 1 m/s to 16 m/s at calibration interval of 1 m/s. The results of calibration and associated measurement uncertainties are reported in the table below.

V_{std} (m/s)	Temp. wind tunnel (°C)	Temp. room (°C)	V_{UUC} (m/s)	Error (m/s)	U (k=2) (m/s)
0.364	24.10	24.00	0.7	-0.3	0.16
2.025	23.98	24.00	1.8	-0.3	0.16
3.044	23.96	24.00	2.9	-0.2	0.19
4.136	24.20	24.00	3.8	-0.3	0.20
5.00	23.80	24.00	4.8	-0.2	0.21
5.98	24.24	24.00	5.8	-0.2	0.17
7.05	23.90	24.00	6.9	-0.2	0.19
8.19	24.14	24.00	8.0	-0.2	0.19
9.09	23.88	24.00	8.9	-0.2	0.20
10.09	23.88	24.00	9.8	-0.2	0.19
11.16	23.74	24.00	11.0	-0.2	0.23
12.13	23.82	24.00	12.0	-0.2	0.24
13.19	23.70	24.00	13.0	-0.2	0.22
14.26	23.66	24.00	14.0	-0.3	0.28
15.24	23.66	24.00	14.9	-0.3	0.23
16.30	23.70	24.00	16.0	-0.3	0.23


Remark:

¹ Calibration results only count for the tested circumstances and environmental conditions during which calibration took place

² Velocity of standard

³ Velocity of Unit Under Calibration

PHOTO OF CALIBRATION SET-UP



Calibration set-up of the cup anemometer calibration in the wind tunnel of Jiranatee Associates Co., Ltd. The cup anemometer shown may differ from the calibrated one. Remark: The proportion of the set-up is not true to scale due to imaging geometry.



End of Certificate of Calibration

Certificate Number
CL-018-66

Page 2 of 2 Pages

MEASUREMENT RESULTS⁵

The wind direction sensor was calibrated against standard rotary encoder by comparison method. During calibration, the measurement was carried out at 45° intervals in clockwise and counterclockwise directions after offset adjustment has been made. The flow speed of wind tunnel (usually 5 m/s) is kept constant while the sensor is rotated around its vertical axis. The results of calibration and associated measurement uncertainties are reported in the table below.

Air speed m/s	D^+_{std} Degree (°)	D^-_{std} Degree (°)	Error Degree (°)	U (k=2) Degree (°)
	0.000	0	0	0.58
	45.000	41	-4	0.58
	90.001	87	-3	0.74
	135.000	133	-2	0.74
	180.000	180	0	0.74
	225.000	227	2	0.68
	270.000	273	3	0.68
	315.000	318	3	0.74

Remark:

¹ Calibration results only count for the tested circumstances and environmental conditions during which calibration took place

² Direction of standard

³ Direction of Unit Under Calibration



End of Certificate of Calibration

Jiranatee Associates Co., Ltd.
63/14-15, 67/35-36
Petchkasem 7/1, Rd. Watthapra, Bangkokkai,
Bangkok 10600 (Thailand)
Tel: +668880812
Mobile: +66883999453
E-mail: jnac-calibration@jiranatee.com
Web site: www.jiranatee.com

Accredited calibration laboratory
ISO/IEC 17025:2017
NSC-TISI-716.17025
CALIBRATION 0367

Air speed measurement laboratory
Calibration services department.

Certificate Number
CL-018-66

CERTIFICATE OF CALIBRATION

Page 1 of 2 Pages

MEASUREMENT ITEM

: Wind Direction Sensor

MANUFACTURER

: Novalymx

MODEL/TYPE

: Sensor: WS-02F

: Data logger: 200-WS-25LB

SERIAL NUMBER

: Sensor:

: Data logger: AS375

: RYG_F50413

ID NUMBER

: Used item

CONDITION AS-RECEIVED

: ALS laboratory group (Thailand) Co., Ltd.

CUSTOMER

: 104 Phatthanakan 40, Phatthanakan Rd, Khwaeng Suan Luang,
Khet Suan Luang, Bangkok 10250 Thailand.

RECEIVED DATE

: 27 Jan 2023

MEASUREMENT DATE

: 10 Feb 2023

ISSUE DATE

: 10 Feb 2023

ENVIRONMENTAL CONDITIONS:

Ambient condition in the laboratory are as follow:

Temperature : 23.0 ± 3.0 °C
Relative Humidity : 55.0 ± 15.0 %RH
Atmospheric Pressure : 1010 ± 10 hPa

PLACE OF CALIBRATION

: Eiffel-type wind tunnel of Jiranatee Associates Co., Ltd.

CALIBRATION CONDITION

: Wind tunnel cross-section area¹ 900 cm²
Win direction frontal area² 129 cm²
Diameter of mounting pipe³ - mm
Blockage ratio of test object⁴ 0.143 [-]

Preconditioning

: 24 hours at ambient conditions.

Measurement Condition

: The average values during measurement are (23.8)°C, (50.2) %RH and (1012.2) hPa.

TABULATION OF RESULTS:

The table on next page give the measured values.

Calibrated by:

☒ Mr. Sorawit Thachalad

☐ Miss Jitraporn Lertsamphol



Approved signatory:

Mr. Parinya Booncharoen
Calibration Department Manager

Remark:

¹ Nozzle cross-section area of the wind tunnel

² Projected cross-section area of the tested object include mounting pipe

³ Diameter of mounting pipe

⁴ Ratio to ¹

THIS CERTIFICATE OF CALIBRATION MAY NOT BE REPRODUCED EXCEPT IN FULL UNLESS PERMISSION FOR REPRODUCTION HAS BEEN OBTAINED IN WRITING FROM THE LABORATORY

Jiranatee Associates Co., Ltd.
63/14-15, 67/35-36
Petchkasem 7/1, Rd. Watthapra, Bangkokkai,
Bangkok 10600 (Thailand)
Tel: +668880812
Mobile: +66883999453
E-mail: jnac-calibration@jiranatee.com
Web site: www.jiranatee.com

Accredited calibration laboratory
ISO/IEC 17025:2017
NSC-TISI-716.17025
CALIBRATION 0367

Air speed measurement laboratory
Calibration services department.

NEW BY: [Signature]
APPROVED BY: [Signature]
NEXT CAL DATE: 19/1/24

Certificate Number
CL-013-66

CERTIFICATE OF CALIBRATION

Page 1 of 2 Pages

MEASUREMENT ITEM

: Wind Direction Sensor

MANUFACTURER

: Novalymx

MODEL/TYPE

: Sensor: WS-02F

: Data logger: 110-WS-25DL-D

SERIAL NUMBER

: Sensor: WSD-014

: Data logger: AS789

ID NUMBER

: RYG_F50531

CONDITION AS-RECEIVED

: Used item

CUSTOMER

: ALS laboratory group (Thailand) Co., Ltd.
104 Phatthanakan 40, Phatthanakan Rd, Khwaeng Suan Luang,
Khet Suan Luang, Bangkok 10250 Thailand.

RECEIVED DATE

: 16 Jan 2023

MEASUREMENT DATE

: 19 Jan 2023

ISSUE DATE

: 20 Jan 2023

ENVIRONMENTAL CONDITIONS:

Ambient condition in the laboratory are as follow:

Temperature : 23.0 ± 3.0 °C
Relative Humidity : 55.0 ± 15.0 %RH
Atmospheric Pressure : 1010 ± 10 hPa

PLACE OF CALIBRATION

: Eiffel-type wind tunnel of Jiranatee Associates Co., Ltd.

CALIBRATION CONDITION

: Wind tunnel cross-section area¹ 900 cm²
Win direction frontal area² 129 cm²
Diameter of mounting pipe³ - mm
Blockage ratio of test object⁴ 0.143 [-]

Preconditioning

: 24 hours at ambient conditions.

Measurement Condition

: The average values during measurement are (23.6)°C, (46.6) %RH and (1014.9) hPa.

TABULATION OF RESULTS:

The table on next page give the measured values.

Calibrated by:

☒ Mr. Sorawit Thachalad

☐ Miss Jitraporn Lertsamphol

Approved signatory:

Mr. Parinya Booncharoen
Calibration Department Manager

Remark:

¹ Nozzle cross-section area of the wind tunnel

² Projected cross-section area of the tested object include mounting pipe

³ Diameter of mounting pipe

⁴ Ratio to ¹

THIS CERTIFICATE OF CALIBRATION MAY NOT BE REPRODUCED EXCEPT IN FULL UNLESS PERMISSION FOR REPRODUCTION HAS BEEN OBTAINED IN WRITING FROM THE LABORATORY

Certificate Number

CL-013-66

Page 2 of 2 Pages

MEASUREMENT RESULTS¹

The wind direction sensor was calibrated against standard rotary encoder by comparison method. During calibration, the measurement was carried out at 45° intervals in clockwise and counter-clockwise directions after offset adjustment has been made. The flow speed of wind tunnel (usually 5 m/s) is kept constant while the sensor is rotated around its vertical axis. The results of calibration and associated measurement uncertainties are reported in the table below.

Air speed m/s	D _{rot} Degree (°)	D _{rot} Degree (°)	Error Degree (°)	U (k=2) Degree (°)
	0.000	0	0	0.58
	45.000	43	-2	0.74
	90.000	88	-2	0.74
	135.000	133	-2	0.74
	180.000	179	-1	0.74
	225.000	227	2	0.74
	270.000	272	2	0.74
	315.000	317	2	0.74

Remark:

¹ Calibration results only count for the tested circumstances and environmental conditions during which calibration took place

² Direction of standard

³ Direction of Unit Under Calibration

End of Certificate of Calibration

J
NAC

JIRANATEE ASSOCIATES CO., LTD.

Jiranatee Associates Co., Ltd
63/14-15, 67/35-36
Petchkasem 7/71, Rd Wattapra, Bangkokkyl,
Bangkok 10600 (Thailand)
Tel: +668680812
Mobile: +6686399343
E-mail: jna-calibration@jiranatee.com
Website: www.jiranatee.com

Accredited calibration laboratory

ISO/IEC 17025:2017
NSC-TISI-TIS 17025
CALIBRATION 0367

Air speed measurement laboratory

Calibration services department.

Certificate Number

CL-013-66

CERTIFICATE OF CALIBRATION

Page 1 of 2 Pages

MEASUREMENT ITEM

: Cup anemometer

MANUFACTURER

: Novalynx

MODEL/TYPE

: Sensor: WS-02F

SERIAL NUMBER

: Data logger: 110-WS-25DL-D

ID NUMBER

: Sensor: WSD-014

CONDITION AS-RECEIVED

: Data logger: AS789

CUSTOMER

: Used item

: ALS laboratory group (Thailand) Co., Ltd.

: 104 Phatthanakan 40, Phatthanakan Rd, Khwaeng Suan Luang,

Khet Suan Luang, Bangkok 10250 Thailand.

Calibration procedure:

The cup anemometer was calibrated against standard air velocity transducer model: 8455-12 and pitot tube with precision differential pressure meter model: DPM2500 in an open test section of Eiffel-type wind tunnel with 900 cm² cross test section area. The WI-CL-007 based on IEC 61400-12-1, Wind energy generation systems - Part 12-1: Power performance measurements of electricity producing wind turbines, March 2017 was used as a calibration guideline.

Traceability:

This certificate provides a traceability of the measurement to recognized the national standards and to realization of the international system of units (SI) through the NMAT (National Metrology Institute of Thailand) via Certificate Number: MW-0052-21 and MW-0066-22

Uncertainty of Measurement:

The reported uncertainty of measurement is based on the standard uncertainty multiplied by a coverage factor k=2, which for a normal distribution corresponds to a coverage probability of approximately 95%. The standard uncertainty has been determined in accordance with the GUM "Evaluation of measurement data - Guide to the expression of uncertainty in measurement"

RECEIVED DATE

: 16 Jan 2023

MEASUREMENT DATE

: 18 Jan 2023

ISSUE DATE

: 20 Jan 2023

ENVIRONMENTAL CONDITIONS:

Ambient condition in the laboratory are as follow:

Temperature: 23.0 ± 3.0 °C

Relative Humidity: 55.0 ± 15.0 %RH

Atmospheric Pressure: 1010 ± 10 hPa

PLACE OF CALIBRATION

: Eiffel-type wind tunnel of Jiranatee Associates Co., Ltd.

CALIBRATION CONDITIONS

: Wind tunnel cross-section area¹ 900 cm²Win direction frontal area² 100 cm²Diameter of mounting pipe³ - mmBlockage ratio of test object⁴ 0.111 [-]

Preconditioning

: 24 hours at ambient conditions.

Measurement Condition

: The average values during measurement are (23.7) °C, (44.5) %RH and (1018.3) hPa.

TABULATION OF RESULTS:

The table on next page give the measured values.

Calibrated by:

☒ Mr. Sorawit Thachalad☐ Miss Jitraporn Lertsomphol

Approved signatory:

Mr. Parinya Booncharoen
Calibration Department Manager

Remark:

¹ Nozzle cross-section area of the wind tunnel

² Projected cross-section area of the tested object include mounting pipe

³ Diameter of mounting pipe

⁴ Ratio ² to ¹

THIS CERTIFICATE OF CALIBRATION MAY NOT BE REPRODUCED EXCEPT IN FULL UNLESS PERMISSION FOR REPRODUCTION HAS BEEN OBTAINED IN WRITING FROM THE LABORATORY

Certificate Number

CL-013-66

Page 2 of 2 Pages

MEASUREMENT RESULTS¹

The cup anemometer, Unit Under Calibration (UUC) was exercise at 10 m/s for 5 minutes prior to calibration being performed. The standard air velocity 0.5 m/s to 5 m/s was calculated by a standard air velocity transducer and above 5 m/s to 30 m/s was calculated by a pitot tube with precision differential pressure meter which was installed 40 mm and 300 mm respectively away from wind tunnel nozzle. UUC was installed at center of the test section. The calibration was carried out under both rising and falling air velocity in the range of 1 m/s to 16 m/s at calibration interval of 1 m/s. The results of calibration and associated measurement uncertainties are reported in the table below.

V _{ref} (m/s)	Temp. wind tunnel (°C)	Temp. room (°C)	V _{meas} (m/s)	Error (m/s)	U (k=2) (m/s)
0.983	23.60	23.70	0.7	-0.3	0.18
2.024	23.74	23.70	1.7	-0.3	0.16
3.044	23.50	23.70	2.9	-0.2	0.18
4.119	23.82	23.70	3.9	-0.2	0.19
5.02	23.50	23.70	4.9	-0.2	0.18
5.99	23.88	23.70	5.8	-0.2	0.18
7.08	23.50	23.70	6.8	-0.1	0.20
8.18	23.58	23.70	8.0	-0.2	0.19
9.11	23.50	23.70	9.0	-0.1	0.25
10.08	23.66	23.70	10.0	-0.1	0.21
11.15	23.32	23.70	11.0	-0.2	0.20
12.14	23.66	23.70	12.0	-0.2	0.25
13.20	23.32	23.70	13.2	-0.1	0.27
14.25	23.50	23.70	14.2	-0.2	0.27
15.23	23.30	23.70	15.2	-0.2	0.23
16.29	23.40	23.70	16.2	-0.1	0.23


Remark:

¹ Calibration results only count for the tested circumstances and environmental conditions during which calibration took place

² Velocity of standard

³ Velocity of Unit Under Calibration

PHOTO OF CALIBRATION SET-UP



Calibration set-up of the cup anemometer calibration in the wind tunnel of Jiranatee Associates Co., Ltd. The cup anemometer shown may differ from the calibrated one. Remark: The proportion of the set-up is not true to scale due to imaging geometry.

End of Certificate of Calibration

J
NAC

JIRANATEE ASSOCIATES CO., LTD.

63/14-15, 67/35-36, Soi Petchkasem 7/71, Petchkasem Rd,
Wattapra, Bangkokkyl, Bangkok 10600 Thailand.

Tel: (66) 02-8680812 Fax: (66) 02-8680860 www.jiranatee.com



CERTIFICATE OF CALIBRATION

Certificate No.: CL-006-66

Page 1 of 2

Equipment Name: Data Logger with Temperature Sensor

Manufacturer: Novalynx

Model: 110-WS-25DL-D

Serial No.: A5789

ID No.: RYG_FS0531

Customer

Name: ALS laboratory group (Thailand) Co., Ltd.

Address: 104 Phatthanakan 40, Phatthanakan Rd.,

Khwaeng Suan Luang, Khet Suan Luang, Bangkok

10250 Thailand.

Received date: 16 Jan 2023

Calibration date: 18 Jan 2023

Issue date: 20 Jan 2023

Reference Used During Calibration

1. Standard Temperature Probe Model: STS-100 A500.

Serial No.: 667682-09, Due date: 23 Mar 2023

2. Digital Temperature Indicator Model: DTI-1000-A MK

II, Serial No.: 671407-00591 Due date: 22 July 2023

Calibration Condition

Temperature: (23±3) °C

Relative Humidity: (55±15)%

Calibration Procedure

The temperature calibration was done by In-House calibration method as WI-CL-001 according to comparison method with standard digital temperature indicator and standard temperature probe. The temperature scale use was based on ITS-90.

Traceability

The measurement results are traceable to the international system of units (SI) through National Institute of Metrology Thailand (NIMT). Certificate number: TT-0034-22, Certificate number: ER-0092-22

Calibrated by

☐ Mr. Sorawit Thachalad☒ Miss Jitraporn Lertsomphol

Approved Signatory:

Mr. Parinya Booncharoen
Calibration Department Manager

THIS CERTIFICATE MAY NOT BE REPRODUCED EXCEPT IN FULL UNLESS PERMISSION FOR REPRODUCTION HAS BEEN OBTAINED IN WRITING FROM THE LABORATORY.

CERTIFICATE OF CALIBRATION

Calibration No.: RH-06012023
Page 1 of 1 Pages


Result of Calibration: ☒ Without Adjustment ☐ With Adjustment
Calibration Range: 20-40 °C

Function:
This equipment was connected with temperature sensor Model: HMP60 S/N: T0210901.
Dimension : Diameter 12 mm. Length 80 mm.

Immersion Depth (mm)	Standard Reading (°C)	UUC Reading (°C)	Error (°C)	Uncertainty (°C)
60	20.067	19.8	-0.3	0.099
60	25.058	24.6	-0.5	0.099
60	30.052	29.5	-0.6	0.099
60	35.047	34.5	-0.5	0.099
60	40.038	39.3	-0.7	0.099

UUC*: Unit Under Calibration
The reported expanded uncertainty is based on standard uncertainty multiplied by a coverage factor k=2 providing a level of confidence of approximately 95%

★ End of Certificate ★



Measurement Item : Relative humidity with data logger
Manufacturer : Novallmx
Model/Type : 110-WS-25DL-D
Serial Number : A5789
ID No. : RYG_F50531
Customer : ALS laboratory group (Thailand) Co., Ltd.
: 104 Phatthanakan 40, Phatthanakan Rd., Kluang Suan Luang, Khet Suan Luang, Bangkok 10250 Thailand.

Environmental Condition:
The measurement was carried out in an ambient temperature of (25±3)°C, and relative humidity of (50±15)%.

Measurement Method:
Unit Under Calibration (UUC) was calibrated by comparison method with standard thermo hygrometer in the humidity generator chamber to determine the errors.

Traceability:
This instrument was calibrated using standard equipment whose accuracy is traceability through National Institute of Standards and Technology to the international system of units (SI) via MCS Calibration, Inc. Certificate number: 20314-101. Due date: Mar 14, 2023.

Measurement Date : Jan 18, 2023
Issued Date : Jan 20, 2023

Measurement Results:
This equipment was connected with Indoor air quality probe and Displayed (UR) on display. Model: HMP60, Serial number: T0210901.

Calibration was performed in the range of 20%RH to 80%RH
The results of calibration are reported in table below.

Determined (%RH)	Standard (Reading) (%RH)	UUC (Reading) (%RH)	Error (%RH)	Uncertainty ±(%RH)
20	20.03	18.0	-2.0	0.51
50	50.24	47.8	-2.4	0.51
80	80.19	77.3	-2.9	0.51

Performed by
☐ Mr. Sorawit Thachalad
☒ Miss Jittrapon Lertsomphot



Approved Signatory:
Mr. Parinya Booncharoen
Calibration Department Manager

THIS CALIBRATION REPORT MAY NOT BE REPRODUCED EXCEPT IN FULL UNLESS PERMISSION FOR REPRODUCTION HAS BEEN OBTAINED IN WRITING FROM THE LABORATORY.

Certificate Number

CL-011-66

Page 2 of 2 Pages

MEASUREMENT RESULTS⁵

The wind direction sensor was calibrated against standard rotary encoder by comparison method. During calibration, the measurement was carried out at 45° intervals in clockwise and counterclockwise directions after offset adjustment has been made. The flow speed of wind tunnel (usually 5 m/s) is kept constant while the sensor is rotated around its vertical axis. The results of calibration and associated measurement uncertainties are reported in the table below.

Air speed m/s	D _{std} Degree (°)	D _{use} Degree (°)	Error Degree (°)	U (k=2) Degree (°)
5.03	0.000	0	0	0.58
	45.000	41	-4	0.68
	90.000	88	-2	0.74
	135.000	133	-2	0.58
	180.000	180	0	0.74
	225.000	228	3	0.74
	270.000	273	3	0.68
	315.000	316	1	0.74

Remark:

¹ Calibration results only count for the tested circumstances and environmental conditions during which calibration took place.

² Direction of standard


³ Direction of Unit Under Calibration

End of Certificate of Calibration

Jiranatee Associates Co., Ltd.
63/14-15, 67/35-36
Petchkasem 7,7/1, Rd Watthapra, Bangkokyai,
Bangkok 10600 (Thailand)
Tel: +668680812
Mobile: +66863999153
E-mail: jnac-calibration@jiranatee.com
Web site: www.jiranatee.com

Accredited calibration laboratory
ISO/IEC 17025:2017
NSC-TIS-TIS 17025
CALIBRATION 0367

Air speed measurement laboratory
Calibration services department.



Certificate Number

CL-011-66

CERTIFICATE OF CALIBRATION

Page 1 of 2 Pages

MEASUREMENT ITEM : Wind Direction Sensor
MANUFACTURER : Novallmx
MODEL/TYPE : Sensor: WS-02F
Data logger: 200-WS-25DL
SERIAL NUMBER : Sensor: -
Data logger: A4987
ID NUMBER : RYG_F50089
CONDITION AS-RECEIVED : Used item
CUSTOMER : ALS laboratory group (Thailand) Co., Ltd.
: 104 Phatthanakan 40, Phatthanakan Rd., Kluang Suan Luang,
Khet Suan Luang, Bangkok 10250 Thailand.

RECEIVED DATE : 16 Jan 2023
MEASUREMENT DATE : 19 Jan 2023
ISSUE DATE : 20 Jan 2023

ENVIRONMENTAL CONDITIONS:

Ambient condition in the laboratory are as follow:
Temperature : 23.0 ± 3.0 °C
Relative Humidity : 55.0 ± 15.0 %RH
Atmospheric Pressure : 1010 ± 10 hPa

PLACE OF CALIBRATION : Eiffel-type wind tunnel of Jiranatee Associates Co., Ltd.

CALIBRATION CONDITION : Wind tunnel cross-section area¹ 900 cm²
Win direction from left² 129 cm²
Diameter of mounting pipe³ mm
Blockage ratio of test object⁴ 0.143 [-]

Preconditioning : 24 hours at ambient conditions.
Measurement Condition : The average values during measurement are (24.1)°C, (54.3) %RH and (1015.2) hPa.

TABULATION OF RESULTS:
The table on next page give the measured values.

Calibrated by:
☒ Mr. Sorawit Thachalad
☐ Miss Jittrapon Lertsomphot

Approved signatory:
Mr. Parinya Booncharoen
Calibration Department Manager

Remark:
¹ Netting collection area of the wind tunnel
² Projected cross-section area of the tested object include mounting pipe
³ Diameter of mounting pipe
⁴ Ratio "to"

THIS CERTIFICATE OF CALIBRATION MAY NOT BE REPRODUCED EXCEPT IN FULL UNLESS PERMISSION FOR REPRODUCTION HAS BEEN OBTAINED IN WRITING FROM THE LABORATORY

CERTIFICATE OF CALIBRATION

Page 1 of 2 Pages

MEASUREMENT ITEM : Cup anemometer
MANUFACTURER : Novalynx
MODEL/TYPE : Sensor: WS-02F
Data logger: 200-WS-25DL
SERIAL NUMBER : Sensor:
Data logger: A4987
ID NUMBER : RYG_F50089
CONDITION AS-RECEIVED : Used item
CUSTOMER : ALS laboratory group (Thailand) co., Ltd.
104 Phatthanakan 40, Phatthanakan Rd, Khwaeng Suan Luang,
Khet Suan Luang, Bangkok 10250 Thailand.

RECEIVED DATE : 16 Jan 2023
MEASUREMENT DATE : 18 Jan 2023
ISSUE DATE : 20 Jan 2023

ENVIRONMENTAL CONDITIONS:

Ambient condition in the laboratory are as follow:

Temperature : 23.0 ± 3.0 °C
Relative Humidity : 55.0 ± 15.0 %RH
Atmospheric Pressure : 1010 ± 10 hPa

PLACE OF CALIBRATION

: Eiffel-type wind tunnel of Jiranatee Associates Co., Ltd.

CALIBRATION CONDITIONS

: Wind tunnel cross-section area¹ 900 cm²
Win direction frontal area² 100 cm²
Diameter of mounting pipe³ - mm
Blockage ratio of test object⁴ 0.111 [-]

Preconditioning

: 24 hours at ambient conditions.

Measurement Condition

: The average values during measurement are (23.5) °C, (52.8) %RH and (1014.1) hPa.

TABULATION OF RESULTS:

The table on next page give the measured values.

Calibrated by:

☒ Mr. Sorawit Thachalad
☐ Miss Jittaporn Lertsomphol

Approved signatory:

Mr. Parinya Booncharoen
Calibration Department Manager

Remarks:

¹ Nozzle cross-section area of the wind tunnel
² Projected cross-section area of the tested object include mounting pipe
³ Diameter of mounting pipe
⁴ Ratio ¹ to ²

Calibration procedure:
The cup anemometer was calibrated against Standard air velocity transducer model: 8455-12 and pitot tube with precision differential pressure meter model: DP42500 in on-flow test-section of Eiffel-type wind tunnel with 900 cm² cross test section area. The WI-CL-007 based on IEC 61400-12-1, Wind energy generation systems - Part 12-1: Power performance measurements of electricity producing wind turbines, March 2017 was used as a calibration guideline.

Traceability:

This certificate provides a traceability of The measurement to recognized the national standards, and to realization of the international system of units (SI) through the NIMT (National Metrology Institute of Thailand) via Certificate Number: NMV-0052-71 and MW-0066-22

Uncertainty of Measurement:

The reported uncertainty of measurement is based on the standard uncertainty multiplied by a coverage factor k=2, Which for a normal distribution corresponds to a coverage probability of approximately 95%. The standard uncertainty has been determined in accordance with the GUM

"Evaluation of measurement data - Guide to the expression of uncertainty in measurement"

Page 2 of 2 Pages

MEASUREMENT RESULTS⁵

The cup anemometer, Unit Under Calibration (UUC) was exercise at 10 m/s for 5 minutes prior to calibration being performed. The standard air velocity 0.5 m/s to 5 m/s was calculated by a standard air velocity transducer and above 5 m/s to 30 m/s was calculated by a pitot tube with precision differential pressure meter which was installed 40 mm and 300 mm respectively away from wind tunnel nozzle, UUC was installed at center of the test section. The calibration was carried out under both rising and falling air velocity in the range of 1 m/s to 16 m/s at calibration interval of 1 m/s. The results of calibration and associated measurement uncertainties are reported in the table below.

V_{ref} (m/s)	Temp. wind tunnel (°C)	Temp. room (°C)	V_{uc} (m/s)	Error (m/s)	U (k=2) (m/s)
0.983	23.50	23.45	0.8	-0.2	0.17
2.035	23.44	23.45	1.9	-0.1	0.16
3.049	23.50	23.45	2.9	-0.2	0.19
4.136	23.50	23.45	3.9	-0.2	0.20
5.01	23.40	23.45	4.9	-0.1	0.18
6.00	23.50	23.45	5.9	-0.1	0.19
7.07	23.40	23.45	7.0	-0.1	0.19
8.18	23.50	23.45	8.0	-0.2	0.19
9.10	23.26	23.45	9.0	-0.1	0.20
10.09	23.44	23.45	9.9	-0.1	0.21
11.15	23.30	23.45	11.0	-0.1	0.21
12.14	23.22	23.45	12.0	-0.1	0.25
13.20	23.22	23.45	13.1	-0.1	0.26
14.25	23.24	23.45	14.1	-0.1	0.24
15.24	23.24	23.45	15.0	-0.3	0.26
16.31	23.24	23.45	16.1	-0.2	0.24


Remarks:

⁵ Calibration results only count for the tested circumstances and environmental conditions during which calibration took place

¹ Velocity of standard

² Velocity of Unit Under Calibration

PHOTO OF CALIBRATION SET-UP



Calibration set-up of the cup anemometer calibration in the wind tunnel of Jiranatee Associates Co., Ltd. The cup anemometer shown may differ from the calibrated one. Remark: The proportion of the set-up is not true to scale due to imaging geometry.

End of Certificate of Calibration

THIS CERTIFICATE OF CALIBRATION MAY NOT BE REPRODUCED EXCEPT IN FULL UNLESS PERMISSION FOR REPRODUCTION HAS BEEN OBTAINED IN WRITING FROM THE LABORATORY

CERTIFICATE OF CALIBRATION

Page 1 of 2 Pages

MEASUREMENT ITEM : Cup anemometer
MANUFACTURER : Novalynx
MODEL/TYPE : Sensor: WS-02F
Data logger: 110 WS-25DL-D
SERIAL NUMBER : Sensor: WS0-016
Data logger: AS510
ID NUMBER : RYG_F50609
CONDITION AS-RECEIVED : New item
CUSTOMER : ALS laboratory group (Thailand) co., Ltd.
104 Phatthanakan 40, Phatthanakan Rd, Khwaeng Suan Luang,
Khet Suan Luang, Bangkok 10250 Thailand.

RECEIVED DATE : 09 Nov 2022
MEASUREMENT DATE : 18 Nov 2022
ISSUE DATE : 23 Nov 2022

ENVIRONMENTAL CONDITIONS:

Ambient condition in the laboratory are as follow:

Temperature : 23.0 ± 3.0 °C
Relative Humidity : 55.0 ± 15.0 %RH
Atmospheric Pressure : 1010 ± 10 hPa

PLACE OF CALIBRATION

: Eiffel-type wind tunnel of Jiranatee Associates Co., Ltd.

CALIBRATION CONDITIONS

: Wind tunnel cross-section area¹ 900 cm²
Win direction frontal area² 100 cm²
Diameter of mounting pipe³ - mm
Blockage ratio of test object⁴ 0.111 [-]

Preconditioning

: 24 hours at ambient conditions.

Measurement Condition

: The average values during measurement are (23.7) °C, (49.5) %RH and (1011.2) hPa.

TABULATION OF RESULTS:

The table on next page give the measured values.

Calibrated by:

☒ Mr. Sorawit Thachalad
☐ Miss Jittaporn Lertsomphol

Approved signatory:

Mr. Parinya Booncharoen
Calibration Department Manager

Remarks:

¹ Nozzle cross-section area of the wind tunnel
² Projected cross-section area of the tested object include mounting pipe
³ Diameter of mounting pipe
⁴ Ratio ¹ to ²

Calibration procedure:
The cup anemometer was calibrated against Standard air velocity transducer model: 8455-12 and pitot tube with precision differential pressure meter model: DP42500 in on-flow test-section of Eiffel-type wind tunnel with 900 cm² cross test section area. The WI-CL-007 based on IEC 61400-12-1, Wind energy generation systems - Part 12-1: Power performance measurements of electricity producing wind turbines, March 2017 was used as a calibration guideline.

Traceability:

This certificate provides a traceability of The measurement to recognized the national standards, and to realization of the international system of units (SI) through the NIMT (National Metrology Institute of Thailand) via Certificate number: NMV-0052-71 and MW 0066-22

Uncertainty of Measurement:

The reported uncertainty of measurement is based on the standard uncertainty multiplied by a coverage factor k=2, Which for a normal distribution corresponds to a coverage probability of approximately 95%. The standard uncertainty has been determined in accordance with the GUM

"Evaluation of measurement data - Guide to the expression of uncertainty in measurement"

Page 2 of 2 Pages

MEASUREMENT RESULTS⁵

The cup anemometer, Unit Under Calibration (UUC) was exercise at 10 m/s for 5 minutes prior to calibration being performed. The standard air velocity 0.5 m/s to 5 m/s was calculated by a standard air velocity transducer and above 5 m/s to 30 m/s was calculated by a pitot tube with precision differential pressure meter which was installed 40 mm and 300 mm respectively away from wind tunnel nozzle, UUC was installed at center of the test section. The calibration was carried out under both rising and falling air velocity in the range of 1 m/s to 16 m/s at calibration interval of 1 m/s. The results of calibration and associated measurement uncertainties are reported in the table below.

V_{ref} (m/s)	Temp. wind tunnel (°C)	Temp. room (°C)	V_{uc} (m/s)	Error (m/s)	U (k=2) (m/s)
0.971	23.58	23.70	0.8	-0.2	0.15
2.042	23.46	23.70	1.8	-0.2	0.16
3.069	23.90	23.70	2.8	-0.2	0.21
4.221	23.60	23.70	3.9	-0.4	0.20
5.02	23.80	23.70	4.8	-0.2	0.20
5.99	23.84	23.70	5.8	-0.2	0.19
7.06	23.78	23.70	6.8	-0.2	0.18
8.17	23.70	23.70	7.9	-0.2	0.18
9.10	23.60	23.70	8.8	-0.3	0.22
10.09	23.74	23.70	9.9	-0.2	0.22
11.16	23.68	23.70	10.9	-0.2	0.22
12.14	23.94	23.70	11.8	-0.3	0.22
13.19	23.70	23.70	13.0	-0.2	0.22
14.22	23.94	23.70	13.8	-0.4	0.22
15.25	23.78	23.70	15.1	-0.2	0.26
16.30	23.84	23.70	15.9	-0.4	0.25


Remarks:

⁵ Calibration results only count for the tested circumstances and environmental conditions during which calibration took place

¹ Velocity of standard

² Velocity of Unit Under Calibration

PHOTO OF CALIBRATION SET-UP



Calibration set-up of the cup anemometer calibration in the wind tunnel of Jiranatee Associates Co., Ltd. The cup anemometer shown may differ from the calibrated one. Remark: The proportion of the set-up is not true to scale due to imaging geometry.

End of Certificate of Calibration

THIS CERTIFICATE OF CALIBRATION MAY NOT BE REPRODUCED EXCEPT IN FULL UNLESS PERMISSION FOR REPRODUCTION HAS BEEN OBTAINED IN WRITING FROM THE LABORATORY

Certificate Number

CL-006-65

CERTIFICATE OF CALIBRATION

Page 1 of 2 Pages

MEASUREMENT ITEM : Wind Direction Sensor
MANUFACTURER : Novalynx
MODEL/TYPE : Sensor: WS-02F
Data logger: 110-WS-25DL-D
SERIAL NUMBER : Sensor: WSD-016
Data logger: AS910
ID NUMBER : RYG_FS0609
CONDITION AS-RECEIVED : New Item
CUSTOMER : ALS laboratory group (Thailand) Co., Ltd.
104 Phatthanakan 40, Phatthanakan Rd, Khwaeng Suan Luang,
Khet Suan Luang, Bangkok 10250 Thailand.

Calibration procedure:
The wind direction sensor was calibrated against Standard Rotary Encoder model: AM9001S-DMAH P3 S UD in an open test-section of Eiffel type wind tunnel with 900 cm² cross test section area. The WI CL-008 based on IEC 61400-12-1, Wind energy generation systems - Part 12-1: Power performance measurements of electricity producing wind turbines, March 2017 was used as a calibration guideline.

Traceability:
This certificate provides a traceability of the measurement to recognized the national standards, and to realization of the international system of units (SI) through the NIMT (National Metrology Institute of Thailand) via Certificate number: DA 0043 22

Uncertainty of Measurement:
The reported uncertainty of measurement is based on the standard uncertainty multiplied by a coverage factor k=2, which for a normal distribution corresponds to a coverage probability of approximately 95%. The standard uncertainty has been determined in accordance with the GUM "Evaluation of measurement data - Guide to the expression of uncertainty in measurement"

ENVIRONMENTAL CONDITIONS:

Ambient condition in the laboratory are as follows:
Temperature : 23.0 ± 3.0 °C
Relative Humidity : 55.0 ± 15.0 %RH
Atmospheric Pressure : 1010 ± 10 hPa

PLACE OF CALIBRATION

: Eiffel-type wind tunnel of Jiranate Associates Co., Ltd.

CALIBRATION CONDITION

: Wind tunnel cross-section area¹ 900 cm²
Win direction frontal area² 129 cm²
Diameter of mounting pipe³ mm
Blockage ratio of test object⁴ 0.143 [-]

Preconditioning

: 24 hours at ambient conditions.

Measurement Condition

: The average values during measurement are (24.1)°C, (45.1) %RH and (1012.5) hPa.

TABULATION OF RESULTS:

The table on next page give the measured values.

Calibrated by:
✓ Mr. Sorawit Thachalad
✓ Miss Jitraporn Lertsomphol



Approved Signatory:

Mr. Parinya Booncharoen
Calibration Department Manager

Remark:

¹ Nozzle cross-section area of the wind tunnel
² Projected cross-section area of the tested object include mounting pipe
³ Diameter of mounting pipe
⁴ Ratio "to"

THIS CERTIFICATE OF CALIBRATION MAY NOT BE REPRODUCED EXCEPT IN FULL UNLESS PERMISSION FOR REPRODUCTION HAS BEEN OBTAINED IN WRITING FROM THE LABORATORY

CERTIFICATE OF CALIBRATION

Calibration No.: RH-06112022
Page 1 of 1 Pages

Measurement Item : Relative humidity with data logger
Manufacturer : Novalynx
Model/Type : 110-WS-25DL-D
Serial Number : A5910
ID No. : RYG_FS0609
Customer : ALS laboratory group (Thailand) Co., Ltd.
104 Phatthanakan 40, Phatthanakan Rd, Khwaeng Suan Luang, Khet Suan Luang, Bangkok
10250 Thailand.

Environmental Condition:

The measurement was carried out in an ambient temperature of (25±3)°C, and relative humidity of (50±15)%.

Measurement Method:

Unit Under Calibration (UUC) was calibrated by comparison method with standard thermo hygrometer in the humidity generator chamber to determine the errors.

Traceability:

This instrument was calibrated using standard equipment whose accuracy is traceability through National Institute of Standards and Technology to the international system of units (SI) via MCS Calibration, Inc. Certificate number: 20314-101. Due date: Mar 14, 2023.

Measurement Date : Nov 18, 2022
Issued Date : Nov 23, 2022

Measurement Results:

This equipment was connected with indoor air quality probe and Displayed (RH) on display. Model: HMI-60, Serial number: U3641223

Calibration was performed in the range of 20%RH to 80%RH

The results of calibration are reported in table below.

Determined (%RH)	Standard (%RH)	UUC (Reading) (%RH)	Error (%RH)	Uncertainty ±(%RH)
20	19.98	17.6	-2.4	0.56
50	50.28	47.3	-3.0	0.51
80	80.30	77.6	-2.7	0.52

Performed by
✓ Mr. Sorawit Thachalad
✓ Miss Jitraporn Lertsomphol



Approved Signatory:

Mr. Parinya Booncharoen
Calibration Department Manager

Page 2 of 2 Pages

MEASUREMENT RESULTS⁵

The wind direction sensor was calibrated against standard rotary encoder by comparison method. During calibration, the measurement was carried out at 45° intervals in clockwise and counterclockwise directions after offset adjustment has been made. The flow speed of wind tunnel (usually 5 m/s) is kept constant while the sensor is rotated around its vertical axis. The results of calibration and associated measurement uncertainties are reported in the table below.

Air speed m/s	D _{ref} Degree (°)	D _{meas} Degree (°)	Error Degree (°)	U (k=2) Degree (°)
0.000	0	0	0	0.58
45.000	44	-2	-2	0.76
90.000	87	-3	-3	0.58
135.000	132	-3	-3	0.68
180.000	177	-3	-3	0.68
225.000	222	0	0	0.74
270.001	270	3	3	0.58
315.000	318	3	3	0.58

Remark:

⁵ Calibration results only count for the tested circumstances and environmental conditions during which calibration took place

⁶ Direction of standard

⁷ Direction of Unit Under Calibration

End of Certificate of Calibration



CERTIFICATE OF CALIBRATION

Certificate No.: CL 161 65
Page 1 of 2

Equipment Name: Data Logger with Temperature
Sensor

Manufacturer: Novalynx
Model: 110 WS-25DL-D
Serial No.: A5910
ID No.: RYG_FS0609

Customer

Name: ALS laboratory group (Thailand) Co., Ltd.
Address: 104 Phatthanakan 40, Phatthanakan
Rd, Khwaeng Suan Luang, Khet Suan Luang, Bangkok
10250 Thailand.

Received date: 09 Nov 2022
Calibration date: 18 Nov 2022
Issue date: 23 Nov 2022

Reference Used During Calibration

1. Standard Temperature Probe Model: STS 100 A500,
Serial No.: 667682-09, Due date: 23 Mar 2023
2. Digital Temperature Indicator Model: DTI 1000 A MK
II, Serial No.: 671407 00591, Due date: 22 July 2023

Calibration Condition

Temperature: (23±3) °C
Relative Humidity: (55±15)%

Calibration Procedure

The temperature calibration was done by in House calibration method as WI CL 001 according to comparison method with standard digital temperature indicator and standard temperature probe. The temperature scale use was based on ITS-90.

Traceability

The measurement results are traceable to the international system of units (SI) through National Institute of Metrology Thailand (NIMT) Certificate number: TT 0034 22, Certificate number: ER 0092-22

Calibrated by
✓ Mr. Sorawit Thachalad
✓ Miss Jitraporn Lertsomphol



Approved Signatory:

Mr. Parinya Booncharoen
Calibration Department Manager



63/14-15,67/35-36, Soi Petchkasem7,1/1, Petchkasem Rd.
Walthapra, Bangkokyai, Bangkok 10600 Thailand.
Tel: (66) 02-8680812#13 Fax: (66) 02-8680860 www.jiranatec.com



Certificate No. CL 161-65
Page 2 of 2

Result of Calibration: Without Adjustment With Adjustment
Calibration Range: 20 40 °C

Function:
This equipment was connected with temperature sensor Model: HMP60 S/N: U3641223.
Dimension : Diameter 12 mm. Length 80 mm.

Immersion Depth (mm)	Standard Reading (°C)	UUC Reading (°C)	Error (°C)	Uncertainty (°C)
60	20.03	19.8	0.2	0.30
60	25.02	24.8	0.2	0.30
60	30.00	29.7	0.3	0.30
60	35.00	34.6	0.4	0.30
60	40.00	39.5	0.5	0.30

UUC*: Unit Under Calibration
The reported expanded uncertainty is based on standard uncertainty multiplied by a coverage factor k=2 providing a level of confidence of approximately 95%.



ROTA METER CALIBRATION RESULT JANUARY 2023

Rotameter ID.	Calibration Date	Regression Result	Coefficient (R ²)
BKK_FS0577	03 Jan 23	Y = 1.0259x - 0.6354	0.9997
BKK_FS0579	05 Jan 23	Y = 1.0005x + 0.2803	1.0000
BKK_FS0583	05 Jan 23	Y = 0.9976x + 1.2146	1.0000
BKK_FS0584	03 Jan 23	Y = 1.0104x - 0.3929	1.0000
BKK_FS0586	05 Jan 23	Y = 1.001x - 1.3619	0.9999
BKK_FS0587	03 Jan 23	Y = 1.0038x + 0.881	1.0000
BKK_FS0588	05 Jan 23	Y = 1.0015x - 0.6876	0.9999
BKK_FS0590	05 Jan 23	Y = 0.9958x + 1.7452	1.0000
BKK_FS0591	03 Jan 23	Y = 0.9677x + 64.54	0.9951
BKK_FS0593	03 Jan 23	Y = 0.9792x + 21.393	0.9972
BKK_FS0594	03 Jan 23	Y = 1.0455x - 43.344	0.9976
BKK_FS0595	05 Jan 23	Y = 0.9993x + 1.18	1.0000
BKK_FS0597	05 Jan 23	Y = 0.9788x + 22.286	0.9971
BKK_FS1004	03 Jan 23	Y = 0.9943x + 7.1619	0.9996
BKK_FS1005	03 Jan 23	Y = 1.0045x + 2.1167	0.9998
BKK_FS1006	03 Jan 23	Y = 1.0288x - 0.3852	0.9999
BKK_FS1008	03 Jan 23	Y = 1.0181x + 0.1282	0.9998
BKK_FS1009	05 Jan 23	Y = 1.0018x + 1.1293	1.0000
BKK_FS1011	03 Jan 23	Y = 1.0463x - 1.9344	0.9985
BKK_FS1012	03 Jan 23	Y = 1.0082x - 53.425	0.9999
BKK_FS1013	03 Jan 23	Y = 1.0058x - 9.701	1.0000
BKK_FS1014	05 Jan 23	Y = 0.9869x + 1.2643	0.9995
BKK_FS1015	05 Jan 23	Y = 1.004x - 0.7571	0.9999
BKK_FS1016	05 Jan 23	Y = 0.978x + 24.623	0.9973
BKK_FS1017	17 Jan 23	Y = 1.0022x + 0.4211	1.0000
BKK_FS1018	17 Jan 23	Y = 0.9893x + 5.8317	1.0000
BKK_FS1019	17 Jan 23	Y = 0.9859x - 11.574	0.9986
BKK_FS1020	03 Jan 23	Y = 1.0208x - 0.6221	0.9998
BKK_FS1021	03 Jan 23	Y = 0.992x - 44.599	0.9997
BKK_FS1022	03 Jan 23	Y = 1.0067x - 12.483	0.9999
BKK_FS1023	03 Jan 23	Y = 1.0013x + 0.5823	0.9993
BKK_FS1024	03 Jan 23	Y = 1.0036x - 50.787	0.9999
BKK_FS1025	03 Jan 23	Y = 0.974x + 27.034	0.9969
BKK_FS1026	05 Jan 23	Y = 0.9783x + 1.7075	0.9991
BKK_FS1027	05 Jan 23	Y = 1.145x - 90.325	0.9797
BKK_FS1028	05 Jan 23	Y = 0.9815x + 13.626	0.9969
BKK_FS1029	03 Jan 23	Y = 0.9706x + 3.6283	0.9951
BKK_FS1030	03 Jan 23	Y = 1.0197x - 52.982	0.9999

Page 1 of 2

ALS Laboratory Group



ROTA METER CALIBRATION RESULT JANUARY 2023

Rotameter ID.	Calibration Date	Regression Result	Coefficient (R ²)
BKK_FS1031	03 Jan 23	Y = 0.9995x - 0.1581	1.0000
BKK_FS1039	03 Jan 23	Y = 1.0242x - 4.3007	0.9986
BKK_FS1040	03 Jan 23	Y = 1.0035x + 1.0705	0.9998
BKK_FS1041	03 Jan 23	Y = 0.9791x + 0.252	1.0000
BKK_FS1042	03 Jan 23	Y = 1.0186x - 3.7429	0.9999
BKK_FS1043	03 Jan 23	Y = 1.0038x + 2.961	0.9999
BKK_FS1044	03 Jan 23	Y = 1.0189x + 0.2969	1.0000
BKK_FS1163	18 Jan 23	Y = 1.0127x + 0.8332	0.9996
BKK_FS1164	18 Jan 23	Y = 1.2176x + 4.7376	0.9952
BKK_FS1165	18 Jan 23	Y = 1.0005x - 47.94	1.0000
BKK_FS1166	18 Jan 23	Y = 1.0346x - 35.841	0.9996
BKK_FS1200	03 Jan 23	Y = 1.0168x + 0.4034	0.9997
BKK_FS1201	03 Jan 23	Y = 0.7655x + 60.985	0.9986
BKK_FS1202	03 Jan 23	Y = 0.9593x + 87.615	0.9958
RYG_FS0197	03 Jan 23	Y = 1.0305x - 94.849	0.9991
RYG_FS0198	03 Jan 23	Y = 1.0103x - 19.254	0.9999
RYG_FS0199	03 Jan 23	Y = 0.9897x + 0.998	0.9983

Review By : Wichan Choonharat
(Mr. Wichan Choonharat)
Enviro Field Services Manager

Approved By : (Mr. Sarayuth Jitranont)
(Mr. Sarayuth Jitranont)
Assistant General Manager



ROTA METER CALIBRATION RESULT APRIL 2023

Rotameter ID.	Calibration Date	Regression Result	Coefficient (R ²)
BKK_FS0577	03 Apr 23	Y = 1.0246x - 1.1844	0.9982
BKK_FS0579	03 Apr 23	Y = 1.0313x - 0.8177	0.9999
BKK_FS0583	03 Apr 23	Y = 1.0023x - 0.0969	0.9995
BKK_FS0584	03 Apr 23	Y = 1.0025x + 2.25	0.9999
BKK_FS0585	03 Apr 23	Y = 0.9881x + 5.4452	0.9993
BKK_FS0586	03 Apr 23	Y = 0.9915x + 4.7452	1.0000
BKK_FS0588	03 Apr 23	Y = 1.0067x + 0.6738	0.9998
BKK_FS0589	03 Apr 23	Y = 0.9823x + 0.3286	0.9936
BKK_FS0590	03 Apr 23	Y = 0.9961x + 2.8786	0.9999
BKK_FS0591	03 Apr 23	Y = 0.9985x + 4.579	1.0000
BKK_FS0592	03 Apr 23	Y = 0.9975x + 3.6419	1.0000
BKK_FS0593	03 Apr 23	Y = 0.9966x + 16.005	1.0000
BKK_FS0595	03 Apr 23	Y = 0.9957x + 5.1368	0.9999
BKK_FS0596	03 Apr 23	Y = 1.017x - 14.044	0.9967
BKK_FS0597	03 Apr 23	Y = 1.0063x - 10.787	1.0000
BKK_FS1004	01 Apr 23	Y = 0.9943x + 7.1533	0.9996
BKK_FS1005	01 Apr 23	Y = 1.0035x + 3.1167	0.9998
BKK_FS1006	01 Apr 23	Y = 1.0273x - 0.4922	0.9998
BKK_FS1007	03 Apr 23	Y = 1.0452x - 1.5374	0.9998
BKK_FS1009	03 Apr 23	Y = 1.0351x - 1.3224	0.9999
BKK_FS1010	03 Apr 23	Y = 1.0108x - 0.0888	1.0000
BKK_FS1011	03 Apr 23	Y = 1.2946x - 6.6325	0.9861
BKK_FS1012	03 Apr 23	Y = 1.0976x - 27.969	0.9996
BKK_FS1013	03 Apr 23	Y = 1.0821x - 200.52	0.9998
BKK_FS1017	03 Apr 23	Y = 1.0333x + 7.0584	0.9694
BKK_FS1018	03 Apr 23	Y = 0.9551x - 18.832	0.9997
BKK_FS1019	03 Apr 23	Y = 1.0649x - 156.67	0.9976
BKK_FS1020	03 Apr 23	Y = 0.9911x + 0.0364	0.9994
BKK_FS1021	03 Apr 23	Y = 0.979x + 8.2333	0.9992
BKK_FS1022	03 Apr 23	Y = 0.9988x - 2.4905	0.9997
BKK_FS1023	03 Apr 23	Y = 1.0245x - 1.3878	0.9996
BKK_FS1024	03 Apr 23	Y = 0.7414x + 47.3	0.9923
BKK_FS1025	03 Apr 23	Y = 0.9997x + 5.4438	1.0000
BKK_FS1026	03 Apr 23	Y = 1.0172x - 0.9531	1.0000
BKK_FS1027	03 Apr 23	Y = 0.7331x + 49.317	0.9921
BKK_FS1028	03 Apr 23	Y = 0.9995x + 0.2124	1.0000
BKK_FS1039	01 Apr 23	Y = 1.025x - 3.795	0.9994
BKK_FS1040	01 Apr 23	Y = 1.0035x - 2.4295	0.9998



ROTA METER CALIBRATION RESULT APRIL 2023

Rotameter ID.	Calibration Date	Regression Result	Coefficient (R²)
BKK_FS1041	01 Apr 23	$Y = 1.0329x - 0.6769$	0.9999
BKK_FS1042	01 Apr 23	$Y = 1.0144x + 1.94$	0.9997
BKK_FS1043	01 Apr 23	$Y = 1.0038x - 1.539$	0.9999
BKK_FS1044	01 Apr 23	$Y = 1.0273x - 1.6922$	0.9998
BKK_FS1164	03 Apr 23	$Y = 0.9913x + 0.8537$	0.9997
BKK_FS1165	03 Apr 23	$Y = 1.0005x + 2.0857$	1.0000
BKK_FS1166	03 Apr 23	$Y = 1.0842x - 169.6$	0.9987
BKK_FS1200	03 Apr 23	$Y = 0.9452x + 5.2959$	0.9981
BKK_FS1201	03 Apr 23	$Y = 1.0045x - 1.8786$	1.0000
BKK_FS1202	03 Apr 23	$Y = 0.9768x + 26.572$	0.9973
RYG_FS0197	01 Apr 23	$Y = 1.0042x + 15.442$	0.9999
RYG_FS0198	01 Apr 23	$Y = 1.0081x - 13.26$	0.9999
RYG_FS0199	01 Apr 23	$Y = 1.0255x - 1.2364$	0.9999

Review By :

Wichan Choonharat
(Mr. Wichan Choonharat)

Enviro Field Services Manager

Approved By :

(Mr. Sarayuth Jittrantont)

Assistant General Manager

Sartorius (Thailand) Co., Ltd.
129 Rama 9 Road, Huaykwang, Huaykwang, Bangkok 10310
Tel: +66 2643 8361-6, e-mail: service.thailand@sartorius.com



SARTORIUS

NSC-TIS-TIS 17025
CALIBRATION 0426

REVIEW BY: *Prasit*
APPROVED BY: *D. Boon*
NEXT CAL. DATE: 01/09/24

Certificate of Calibration

Model Number : MSE125P-100-DU
Description : Semi-micro Balance
Serial Number : 0033108993
ID No. : RYG_EN0004
Manufacturer : Sartorius

Certificate No. : 23BCI0114
Issued Date : Friday, March 03, 2023
Reference No. : 204833
Page No. : 1 of 3

Customer Name : ALS Laboratory Group (Thailand) Co., Ltd. (Rayong Branch)
616/10 Moo 5 T. Maenam Khu. A. Pluak Daeng, Rayong 21140, Thailand.

Calibrated Place : ALS Laboratory Group (Thailand) Co., Ltd. (Balance Room)
616/10 Moo 5 T. Maenam Khu. A. Pluak Daeng, Rayong 21140, Thailand.

Calibrated By : Mr. Chonchai Inthana
Calibration Date : Wednesday, March 01, 2023

Calibration Procedure No. : This calibration was conducted by Using in-house calibration procedure number (WI-003)
Based on UKAS LAB 14 : 2019

Metrological data :
Capacity : 120 g Readability : 0.00001 g

Ambients Conditions:
Temperature : 24.0 °C ± 5.0 °C
Humidity : 63.0 % RH ± 10.0 % RH
Pressure : ±

Reasons for calibration
☐ New Installation ☐ Service / Repaired ☒ Re-calibration/ Maintenance

Equipment Condition: ☒ Good Operate ☐ Fair

Measurement Method UKAS Publication Ref : Lab 14

The measurement uncertainty stated is the expended uncertainty which is obtained from the standard uncertainty multiplied by the coverage factor (k=2) to provide a level of confidence of approximately 95%. It is determined in accordance with the Guide to Expression of Uncertainty in Measurement (GUM). The calibration certificate documents the traceability to National Standards, which realise the unit of measurement according to the International Standard System of Units (SI). Report of Tolerance came from list of Sartorius Metrological Specifications.

Traceability:

Model Number	Description	Traceability	Certificate No.	Due Date
YCS011-522-00	Sartorius weight set 1mg - 5000g E2, YCS011-522-00	SPC-RT	C02212565	14-Sep-2023
MHB-382SD	Humidity/Barometer/Temp Lutron MHB-382SD	DKSH	C19220444	5-Sep-2023

This certificate relate and apply this equipment only.

This certificate may not be reproduced other than in full except with the prior written approval of the Verification Operation Division
Sartorius (Thailand) Co., Ltd.

Mr. Chonchai Inthana (Technical Manager)

SOP FM 33 03 February 2022



Sartorius (Thailand) Co., Ltd.
129 Rama 9 Road, Huaykwang, Huaykwang, Bangkok 10310
Tel: +66 2643 8361-6 Fax: +66 2643 8367, e-mail: service.thailand@sartorius.com

SARTORIUS

Certificate of Calibration

Model Number : MSE125P-100-DU
Description : Semi-micro Balance
Serial Number : 0033108993
ID No. : RYG_EN0004
Manufacturer : Sartorius

Certificate No. : 23BCI0114
Issued Date : Friday, March 03, 2023
Reference No. : 204833
Page No. : 2 of 3

Calibration Results : Without Adjustment

Repeatability			Eccentricity (Off-center loading error)		
The reproducibility is the ability of a weighing instrument to display nearly identical readouts under constant test conditions when the same load within a measurement series is placed repeatedly on the weighing pan in the same manner. The standard deviation is used to express reproducibility quantitatively.			The off-center loading error is yielded by the difference between the readout of the load, i.e. 1/3 or 1/4 of maximum capacity, placed in the middle of the weighing pan and between each of four additional measurement points (positions defined according to OIML R76).		
Nominal Value : (Low Load)	5.00002	50.00002	Nominal value :	50	g
5 g	5.00002	50.00002	Tolerance	0.00015	g
Tolerance	0.000015 g				
	5.00001	50.00002			
	5.00002	50.00001			
	5.00005	50.00001			
Nominal Value : (High Load)	5.00002	50.00000			
50 g	5.00001	50.00000			
Tolerance	0.000015 g				
	5.00001	50.00000			
	5.00002	50.00001			
	5.00002	50.00002			
Standard Deviation	0.000007	0.000009			

Linearity

The linearity, also called linearity error. Describes the deviation of the characteristic curve of a weighing instrument from the linear slope.

The inaccuracy, also called inaccuracy error, describes the deviation of the uncalibrated value of a weighing result from the true value.				
Tolerance	0.00004 g			
Nominal Value	Conventional Mass Value	Displayed Value	Deviation	Uncertainty
(g)	(g)	(g)	(g)	(g)
0.01	0.010000	0.010000	0.000000	0.000026
0.1	0.100000	0.100000	0.000000	0.000026
1	1.000000	1.000000	0.000000	0.000028
2	2.000002	2.000002	0.000000	0.000030
5	5.000002	5.000001	-0.000001	0.000033
10	10.000002	10.000002	0.000000	0.000038
20	20.000000	20.000000	0.000000	0.000048
30	30.000002	30.000002	0.000000	0.000240
40	40.000003	40.000002	-0.000001	0.000087
50	50.000002	50.000001	-0.000001	0.000081

Sartorius (Thailand) Co., Ltd.
129 Rama 9 Road, Huaykwang, Huaykwang, Bangkok 10310
Tel: +66 2643 8361-6 Fax: +66 2643 8367, e-mail: service.thailand@sartorius.com

SARTORIUS

Certificate of Calibration

Model Number : MSE125P-100-DU
Description : Semi-micro Balance
Serial Number : 0033108993
ID No. : RYG_EN0004
Manufacturer : Sartorius

Certificate No. : 23BCI0114
Issued Date : Friday, March 03, 2023
Reference No. : 204833
Page No. : 3 of 3

Calibration Results : Without Adjustment

Repeatability			Eccentricity (Off-center loading error)		
The reproducibility is the ability of a weighing instrument to display nearly identical readouts under constant test conditions when the same load within a measurement series is placed repeatedly on the weighing pan in the same manner. The standard deviation is used to express reproducibility quantitatively.			The off-center loading error is yielded by the difference between the readout of the load, i.e. 1/3 or 1/4 of maximum capacity, placed in the middle of the weighing pan and between each of four additional measurement points (positions defined according to OIML R76).		
Nominal Value : (Low Load)	100.00000	100.00000	Nominal value :	50	g
100 g	100.00000	100.00000	Tolerance	0.00015	g
Tolerance	0.000015 g				
	100.00000	100.00000			
	100.00000	100.00000			
	100.00000	100.00000			
Nominal Value : (High Load)	100.00000	100.00000			
100 g	100.00001	100.00000			
Tolerance	0.000015 g				
	100.00000	100.00000			
	100.00000	100.00000			
Standard Deviation	0.000003				

Linearity

The linearity, also called linearity error. Describes the deviation of the characteristic curve of a weighing instrument from the linear slope.

Tolerance 0.0001 g				
Nominal Value	Conventional Mass Value	Displayed Value	Deviation	Uncertainty
(g)	(g)	(g)	(g)	(g)
65	65.00000	65.00000	0.00000	0.00015
70	70.00000	70.00000	0.00000	0.00015
75	75.00000	75.00000	0.00000	0.00016
80	80.00000	80.00000	0.00000	0.00017
85	85.00001	85.00001	0.00000	0.00018
90	90.00001	90.00001	0.00000	0.00018
95	95.00001	95.00001	0.00000	0.00020
100	100.00000	100.00000	0.00000	0.00024
110	110.00000	110.00000	0.00000	0.00026
120	120.00000	120.00000	0.00000	0.00026

End of Report

SITHIPORN ASSOCIATES CO.,LTD. CALIBRATION LABORATORY

451-451/1 Sirinthorn Rd.,Bangbunru, Bangplud Bangkok 10700 THAILAND.
Tel:0-2435-8800 Fax:0-2433-1679 e-mail:cal-center@sithiporn.com http://www.sithiporn.com



Cert. No. : ACC23009
Pages : 1 of 3

Calibration Certificate

Equipment : SOUND CALIBRATOR
Manufacturer : RION
Model : NC-74
Serial No.: 34178121
ID No.: RYG_FS0213

Condition As Found : GOOD

Customer : AJS LABORATORY GROUP (THAILAND) CO., LTD.
104 PHATTHANAKAN 40, PHATTHANAKAN ROAD,
KHWAENG PHATTHANAKAN, KHET SUAN LUANG,
BANGKOK, 10250 THAILAND.

Location :
Ambient Temperature : (23.0 ± 3) °C
Pressure : (101.3 ± 3) kPa
Relative Humidity : (50.0 ± 20) %

Received Date : 24 JANUARY 2023
Calibration Date : 26 JANUARY 2023
Date of Issue : 27 JANUARY 2023

Calibrated by : Nathakorn Pisutpaisan

Approved by :

T. Petchurai
(Thanakul Petchurai)

This certificate is issued in accordance with the requirements of ISO/IEC 17025 standard, may not be reproduced other than in full, except with the prior written approval of the head of Calibration Laboratory.

QF-TS12-04-04-020664

SITHIPORN ASSOCIATES CO.,LTD. CALIBRATION LABORATORY

Continuation of Calibration Certificate

Cert. No. : ACC23009
Job No. : VC66AC0031
Pages : 3 of 3

Result of calibration :

1. Sound pressure level

Specified sound pressure level (dB)	Measured value (dB)	Deviated value (dB)	Uncertainty (dB)	Tolerance limit (dB)
94	94.16	0.16	0.14	0.40

2. Frequency

Specified Frequency (Hz)	Measured value (Hz)	Deviated value (%)	Uncertainty (%)	Tolerance limit (%)
1000	1003.2	0.3	0.1	1.0

3. Total distortion

Measured value (%)	Uncertainty (%)	Tolerance limit (%)
1.97	0.10	3.0

The reported uncertainty is based on a standard uncertainty multiplied by coverage factor $k = 2$ or any value following calculation, providing a level of confidence of approximately 95 %

— End of Calibration Certificate —

QF-TS12-04-04-020664

SITHIPORN ASSOCIATES CO.,LTD. CALIBRATION LABORATORY

Continuation of Calibration Certificate

Cert. No. : ACC23009
Job No. : VC66AC0031
Pages : 2 of 3

Calibration Procedure : CP-AC-03

Calibration Method :

This equipment was calibrated by based on IEC-60942-2003 Standard.

The sound pressure level, frequency and total distortion of the sound calibrator was measured using the reference microphone.

Condition of this result of calibration :

1. Reference Standard Instruments :

Instrument	Model	Serial No.	Cert. No.	Due Date
Waveform Generator	33511B	MY52302742	EF-0008-22	04-Feb-23
Digital Multimeter	33461A	MY53220104	EEL.BP. 04/0265	09-Feb-23
Digital Multimeter	33461A	MY53220076	EEL.BP. 03/0265	09-Feb-23
Digital Multimeter	33461A	MY60024273	EEL.BP. 05/0265	09-Feb-23
Programmable Attenuator	MAT-1070	62100114	EF-0009-22	07-Feb-23
Condenser Microphone	4180	2977900	AA-1013-22	24-Feb-23
Measuring Amplifier	NA-42KAI	34560495	AA-3005-22	22-Feb-23
Audio Analyzer	AVR-3360A	V744B6069	EF-0010-22	07-Feb-23

2. This result of calibration was found accurate as shown on date and place of calibration for this calibrated item only.

3. This certificate is traceable to the international system of unit maintained at :

3.1 National Institute of Metrology (Thailand).

3.2 Thailand Institute of Scientific and Technological Research (TISTR).

QF-TS12-04-04-020664

SITHIPORN ASSOCIATES CO.,LTD. CALIBRATION LABORATORY

451-451/1 Sirinthorn Rd.,Bangbunru, Bangplud Bangkok 10700 THAILAND.
Tel:0-2435-8800 Fax:0-2433-1679 e-mail:cal-center@sithiporn.com http://www.sithiporn.com



Cert. No. : ACL22231
Pages : 1 of 8

Calibration Certificate

Equipment : SOUND LEVEL METER
Manufacturer : RION
Model : NL-42/ Microphone UC-52 / Preamplifier NH-24
Serial No.: 00472126 / 176915 / 88180
ID No.: RYG_FS0301

Condition As Found : GOOD

Customer : AJS LABORATORY GROUP (THAILAND) CO., LTD.
104 PHATTHANAKAN 40, PHATTHANAKAN ROAD,
KHWAENG PHATTHANAKAN, KHET SUAN LUANG,
BANGKOK, 10250 THAILAND.

Location :
Ambient Temperature : (23.0 ± 3) °C
Pressure : (101.3 ± 3) kPa
Relative Humidity : (50.0 ± 20) %

Received Date : 03 OCTOBER 2022
Calibration Date : 18-19 OCTOBER 2022
Date of Issue : 20 OCTOBER 2022

Calibrated by : Nathakorn Pisutpaisan

Approved by :

T. Petchurai
(Thanakul Petchurai)

This certificate is issued in accordance with the requirements of ISO/IEC 17025 standard, may not be reproduced other than in full, except with the prior written approval of the head of Calibration Laboratory.

QF-TS12-04-04-020664

Continuation of Calibration Certificate

Cert. No. : ACL22231
Job No. : VC65AC0088
Pages : 2 of 8

Calibration Procedure : CP-AC-01

Calibration Method :

This equipment was calibrated by based on IEC-61672-3 (2013) Standard for sound level meter (SLM).

The SLM had tests to Acoustical and Electrical signal tests of frequency weighting with Anechoic chamber and Reference Standard Instruments.

For tests results of each items were made by observation of each Instruments display and also with SLM's display.

Condition of this result of calibration :

1. Reference Standard Instruments :

Instrument	Model	Serial No.	Cert. No.	Due Date
Waveform Generator	33210A	MY48017076	EF-0007-22	04-Feb-23
Waveform Generator	33511B	MY52302742	EF-0008-22	04-Feb-23
Digital Multimeter	33461A	MY53220104	EEL.BP. 04/0265	09-Feb-23
Digital Multimeter	33461A	MY53220076	EEL.BP. 03/0265	09-Feb-23
Digital Multimeter	34461A	MY60024273	EEL.BP. 05/0265	09-Feb-23
Programmable Attenuator	MAT-1070	62100114	EF-0009-22	07-Feb-23
Condenser Microphone	4180	2977900	AA-1013-22	24-Feb-23
Measuring Amplifier	NA-42KAJ	34560495	AA-3005-22	22-Feb-23

2. This result of calibration was found accurate as shown on date and place of calibration for this calibrated item only.

3. This certificate is traceable to the international system of unit maintained at :

3.1 National Institute of Metrology (Thailand).

3.2 Thailand Institute of Scientific and Technological Research (TISTR).

QF-TS12-04-04-020664

T. Petch.

Continuation of Calibration Certificate

Cert. No. : ACL22231
Job No. : VC65AC0088
Pages : 4 of 8

Result of calibration :

1. Absolute sensitivity

Reference Acoustic Signal (dB)	Measured Value (dB)	Deviation (dB)	Acceptance Limit (dB)
93.9 (93.95)	93.9	0.0	±0.3

2. Self-generated noise

2.1 Normal test

Measured Value (dB)
14.6

2.2 The microphone of the sound level meter was replaced by electrical signal input device.

Frequency Weighting	Measured value (dB)
A - weight	9.9
C - weight	16.7
Flat	22.5

3. Acoustical signal tests of frequency weightings

Meter free-field acoustic response at a level of 84 dB

Frequency (Hz)	Deviation from various frequency weighting response curve (dB)			
	Flat	C-weight	A-weight	Acceptance Limits
125	-7.6	-7.6	-7.3	± 1.5
1000	0.5	0.5	0.5	± 1.0
8000	-5.1	-5.1	-5.1	±5.0

QF-TS12-04-04-020664

T. Petch.

Continuation of Calibration Certificate

Cert. No. : ACL22231
Job No. : VC65AC0088
Pages : 3 of 8

Summary of Measurement Result :

Parameter	Pass	Fail	Uncertainty (dB)	Maximum-permitted uncertainty of measurement (dB)
1. Absolute sensitivity	✓	-	0.2	N/A
2. Self-generated noise	✓	-	0.2	N/A
3. Acoustical signal tests of frequency weightings				
125 Hz	✓	-	0.3	0.6
1000 Hz	✓	-	0.3	0.6
8000 Hz	✓	-	0.3	0.7
4. Electrical signal tests of frequency weightings				
For 10 Hz to 4 kHz	✓	-	0.3	0.6
For > 4 kHz to 10 kHz	✓	-	0.3	0.7
For > 10 kHz to 20 kHz	-	-	-	1.0
5. Frequency and time weightings at 1 kHz	✓	-	0.2	0.2
6. Long - term stability	✓	-	0.1	0.1
7. Level linearity on the reference level range	✓	-	0.2	0.3
8. Level linearity including the level range control	✓	-	0.2	0.3
9. Tone burst response	✓	-	0.2	0.3
10. Peak C sound level	✓	-	0.2	0.35
11. Overload indication	✓	-	0.2	0.25
12. High level stability	✓	-	0.1	0.1

QF-TS12-04-04-020664

T. Petch.

Continuation of Calibration Certificate

Cert. No. : ACL22231
Job No. : VC65AC0088
Pages : 5 of 8

4. Electrical signal tests of frequency weightings

Weighting network response with relative to 1 kHz.

Frequency (Hz)	Deviation from various frequency weighting response curve (dB)			
	Flat	C-weight	A-weight	Acceptance Limits
63	-0.1	-0.1	-0.1	±2.0
125	0.0	0.0	-0.1	±1.5
250	0.0	-0.1	-0.1	±1.5
500	0.0	0.0	-0.1	±1.5
1000	0.0	0.0	0.0	±1.0
2000	0.0	0.0	0.0	±2.0
4000	0.0	0.0	0.0	±3.0
8000	0.0	0.1	0.1	±5.0

5. Frequency and time weightings at 1 kHz

5.1 Frequency weightings at 1 kHz

Frequency Weighting	Measured Value (dB)	Deviated Value (dB)	Acceptance Limits (dB)
A - weight	94.0	0.0	-
C - weight	94.0	0.0	± 0.2
Flat	94.0	0.0	± 0.2

5.2 Time weighting at 1 kHz

Frequency Weighting	Measured Value (dB)	Deviated Value (dB)	Acceptance Limits (dB)
Fast	94.0	0.0	-
Slow	94.0	0.0	± 0.1
Leq	94.0	0.0	± 0.1

6. Long - term stability

Frequency Weighting	SLM Display at initial (dB)	SLM Display at final (dB)	Deviated Value (dB)	Acceptance Limits (dB)
A - weight	94.0	94.0	0.0	± 0.3

QF-TS12-04-04-020664

T. Petch.

Continuation of Calibration Certificate

Cert. No. : ACL22231
Job No. : VC65AC0088
Pages : 6 of 8

7. Level linearity on the reference level range

Anticipated Value (dB)	Measured Value (dB)	Deviated Value (dB)	Acceptance Limits (dB)
137.0	137.0	0.0	± 1.1
136.0	136.0	0.0	± 1.1
135.0	135.0	0.0	± 1.1
134.0	134.0	0.0	± 1.1
133.0	133.0	0.0	± 1.1
132.0	131.9	-0.1	± 1.1
131.0	131.0	0.0	± 1.1
129.0	129.0	0.0	± 1.1
124.0	124.0	0.0	± 1.1
119.0	119.0	0.0	± 1.1
114.0	114.0	0.0	± 1.1
109.0	109.0	0.0	± 1.1
104.0	104.0	0.0	± 1.1
99.0	99.0	0.0	± 1.1
94.0	94.0	0.0	± 1.1
89.0	89.0	0.0	± 1.1
84.0	84.0	0.0	± 1.1
79.0	79.0	0.0	± 1.1
74.0	74.0	0.0	± 1.1
69.0	69.0	0.0	± 1.1
64.0	64.0	0.0	± 1.1
59.0	59.0	0.0	± 1.1
54.0	54.0	0.0	± 1.1
49.0	49.0	0.0	± 1.1
44.0	44.0	0.0	± 1.1
39.0	39.0	0.0	± 1.1
34.0	34.0	0.0	± 1.1
30.0	30.0	0.0	± 1.1
29.0	29.0	0.0	± 1.1
28.0	28.0	0.0	± 1.1
27.0	27.0	0.0	± 1.1
26.0	25.9	-0.1	± 1.1
25.0	24.9	-0.1	± 1.1

QF-TS12-04-04-020664

T. Petchur

Continuation of Calibration Certificate

Cert. No. : ACL22231
Job No. : VC65AC0088
Pages : 8 of 8

11. Overload indication

Measured value (dB)		Deviated Value (dB)	Acceptance Limits (dB)
Positive one-half cycle	Negative one-half cycle		
89.6	89.6	0.0	±1.5

12. High level stability

Frequency Weighting	SLM Display at initial (dB)	SLM Display at final (dB)	Deviated Value (dB)	Acceptance Limits (dB)
A - weight	137.0	137.0	0.0	±0.3

The reported uncertainty is based on a standard uncertainty multiplied by coverage factor $k = 2$
or any value following calculation, providing a level of confidence of approximately 95 %

End of Calibration Certificate

QF-TS12-04-04-020664

T. Petchur

Continuation of Calibration Certificate

Cert. No. : ACL22231
Job No. : VC65AC0088
Pages : 7 of 8

8. Level linearity including the level range control

Range	Anticipated Value (dB)	Measured Value (dB)	Deviated Value (dB)	Acceptance Limits (dB)
Auto	94.0	94.0	0.0	±1.1

9. Tone burst response

Time Weighting	Tone burst duration, Tb (ms)	Cycle	Anticipated Value (dB)	Measured Value (dB)	Deviated Value (dB)	Acceptance Limits (dB)
Fast	0.25	1	108.0	107.9	-0.1	1.5 ; -5.0
	2	8	117.0	117.0	0.0	1.0 ; -2.5
	200	800	134.0	134.0	0.0	±1.0
Slow	2	8	108.0	108.0	0.0	1.5 ; -5.0
	200	800	127.6	127.6	0.0	±1.0
	0.25	1	99.0	98.9	-0.1	1.5 ; -5.0
SEL	2	8	108.0	108.0	0.0	1.0 ; -2.5
	200	800	128.0	128.0	0.0	±1.0

10. Peak C sound level

Number of cycle in test signal	Anticipated Value (dB)	Measured Value, Lepeak (dB)	Deviated Value (dB)	Acceptance Limits (dB)
Continuous	133.0	133.0	0.0	-
One	136.4	136.4	0.0	±3.0

Number of cycle in test signal	Anticipated Value (dB)	Measured Value (dB)	Deviated Value (dB)	Acceptance Limits (dB)
Continuous	133.0	133.0	0.0	-
Positive half cycle	135.4	135.1	-0.3	±2.0
Negative half cycle	135.4	135.1	-0.3	±2.0

QF-TS12-04-04-020664

T. Petchur

451-451/1 Sirinthorn Rd., Bangbunru, Bangplud Bangkok 10700 THAILAND.
Tel:0-2435-8800 Fax:0-2433-1679 e-mail:center@sithiporn.com http://www.sithiporn.com



Cert. No. : ACL22158
Pages : 1 of 8

Calibration Certificate

Equipment : SOUND LEVEL METER
Manufacturer : RION
Model : NL-42/ Microphone UC-52 / Preamplifier NH-24
Serial No.: 00472127 / 169440 / 72461
ID No.: RYG_FS0302

Condition As Found : GOOD

Customer : ALS LABORATORY GROUP (THAILAND) CO., LTD.
104 PHATTHANAKAN 40, PHATTHANAKAN ROAD,
KHWAENG PHATTHANAKAN, KHET SUAN LUANG,
BANGKOK, 10250 THAILAND.

Location : -
Ambient Temperature : (23.0 ± 3) °C
Pressure : (101.3 ± 3) kPa
Relative Humidity : (50.0 ± 20) %

Received Date : 06 JULY 2022
Calibration Date : 11-18 JULY 2022
Date of Issue : 19 JULY 2022

Calibrated by : Nathakorn Pisutpaisan

Approved by :

T. Petchur
(Thanakul Petchurai)

This certificate is issued in accordance with the requirements of ISO/IEC 17025 standard, may not be reproduced other than in full, except with the prior written approval of the head of Calibration Laboratory.

QF-TS12-04-04-020664

Continuation of Calibration Certificate

Cert. No. : ACL22158
Job No. : VC65AC0069
Pages : 2 of 8

Calibration Procedure : CP-AC-01

Calibration Method :

This equipment was calibrated by based on IEC-61672-3 (2013) Standard for sound level meter (SLM).

The SLM had tests to Acoustical and Electrical signal tests of frequency weighting with Anechoic chamber and Reference Standard Instruments.

For tests results of each items were made by observation of each Instruments display and also with SLM's display.

Condition of this result of calibration :

1. Reference Standard Instruments :

Instrument	Model	Serial No.	Cert. No.	Due Date
Waveform Generator	33210A	MY48017076	EF-0007-22	04-Feb-23
Waveform Generator	33511B	MY53202742	EF-0008-22	04-Feb-23
Digital Multimeter	33461A	MY53220104	EEL.BP. 04/0265	09-Feb-23
Digital Multimeter	33461A	MY53220076	EEL.BP. 03/0265	09-Feb-23
Digital Multimeter	34461A	MY60024273	EEL.BP. 05/0265	09-Feb-23
Programmable Attenuator	MAT-1070	62100114	EF-0009-22	07-Feb-23
Condenser Microphone	4180	2977900	AA-1013-22	24-Feb-23
Measuring Amplifier	NA-42KAI	34560495	AA-3005-22	22-Feb-23

2. This result of calibration was found accurate as shown on date and place of calibration for this calibrated item only.

3. This certificate is traceable to the international system of unit maintained at :

3.1 National Institute of Metrology (Thailand).

3.2 Thailand Institute of Scientific and Technological Research (TISTR).

QF-TS12-04-04-020664

T. P. T. A.

Continuation of Calibration Certificate

Cert. No. : ACL22158
Job No. : VC65AC0069
Pages : 3 of 8

Summary of Measurement Result :

Parameter	Pass	Fail	Uncertainty (dB)	Maximum-permitted uncertainty of measurement (dB)
1. Absolute sensitivity	✓	-	0.2	N/A
2. Self-generated noise	✓	-	0.2	N/A
3. Acoustical signal tests of frequency weightings				
125 Hz	✓	-	0.3	0.6
1000 Hz	✓	-	0.3	0.6
8000 Hz	✓	-	0.3	0.7
4. Electrical signal tests of frequency weightings				
For 10 Hz to 4 kHz	✓	-	0.3	0.6
For > 4 kHz to 10 kHz	✓	-	0.3	0.7
For > 10 kHz to 20 kHz	-	-	-	1.0
5. Frequency and time weightings at 1 kHz	✓	-	0.2	0.2
6. Long - term stability	✓	-	0.1	0.1
7. Level linearity on the reference level range	✓	-	0.2	0.3
8. Level linearity including the level range control	✓	-	0.2	0.3
9. Tone burst response	✓	-	0.2	0.3
10. Peak C sound level	✓	-	0.2	0.35
11. Overload indication	✓	-	0.2	0.25
12. High level stability	✓	-	0.1	0.1

QF-TS12-04-04-020664

T. P. T. A.

Continuation of Calibration Certificate

Cert. No. : ACL22158
Job No. : VC65AC0069
Pages : 4 of 8

Result of calibration :

1. Absolute sensitivity

Reference Acoustic Signal (dB)	Measured Value (dB)	Deviation (dB)	Acceptance Limit (dB)
93.9 (93.95)	93.9	0.0	±0.3

2. Self-generated noise

2.1 Normal test

Measured Value (dB)
17.3

2.2 The microphone of the sound level meter was replaced by electrical signal input device.

Frequency Weighting	Measured value (dB)
A - weight	12.0
C - weight	18.1
Flat	23.9

3. Acoustical signal tests of frequency weightings

Meter free-field acoustic response at a level of 94 dB

Frequency (Hz)	Flat	C-weight	A-weight	Acceptance Limits
125	0.0	0.0	0.1	± 1.5
1000	-0.1	-0.1	-0.1	± 1.0
8000	0.4	0.4	0.5	± 5.0

QF-TS12-04-04-020664

T. P. T. A.

Continuation of Calibration Certificate

Cert. No. : ACL22158
Job No. : VC65AC0069
Pages : 5 of 8

4. Electrical signal tests of frequency weightings

Weighting network response with relative to 1 kHz

Frequency (Hz)	Flat	C-weight	A-weight	Acceptance Limits
63	0.0	-0.1	-0.1	±2.0
125	0.0	0.1	0.0	±1.5
250	0.0	0.0	0.0	±1.5
500	0.0	0.0	0.0	±1.5
1000	0.0	0.0	0.0	±1.0
2000	0.0	0.0	0.0	±2.0
4000	0.0	0.0	0.0	±3.0
8000	0.0	0.1	0.1	±5.0

5. Frequency and time weightings at 1 kHz

5.1 Frequency weightings at 1 kHz

Frequency Weighting	Measured Value (dB)	Deviated Value (dB)	Acceptance Limits (dB)
A - weight	94.0	0.0	-
C - weight	94.0	0.0	± 0.2
Flat	94.0	0.0	± 0.2

5.2 Time weighting at 1 kHz

Frequency Weighting	Measured Value (dB)	Deviated Value (dB)	Acceptance Limits (dB)
Fast	94.0	0.0	-
Slow	94.0	0.0	± 0.1
Leq	94.0	0.0	± 0.1

6. Long - term stability

Frequency Weighting	SLM Display at initial (dB)	SLM Display at final (dB)	Deviated Value (dB)	Acceptance Limits (dB)
A - weight	94.0	94.0	0.0	± 0.3

QF-TS12-04-04-020664

T. P. T. A.

Continuation of Calibration Certificate

Cert. No. : ACL22158
Job No. : VC65AC0069
Pages : 6 of 8

7. Level linearity on the reference level range

Anticipated Value (dB)	Measured Value (dB)	Deviated Value (dB)	Acceptance Limits (dB)
137.0	137.0	0.0	±1.1
136.0	136.0	0.0	±1.1
135.0	135.0	0.0	±1.1
134.0	134.0	0.0	±1.1
133.0	133.0	0.0	±1.1
132.0	132.0	0.0	±1.1
131.0	131.0	0.0	±1.1
129.0	129.0	0.0	±1.1
124.0	124.0	0.0	±1.1
119.0	119.0	0.0	±1.1
114.0	114.0	0.0	±1.1
109.0	109.0	0.0	±1.1
104.0	104.0	0.0	±1.1
99.0	99.0	0.0	±1.1
94.0	94.0	0.0	±1.1
89.0	89.0	0.0	±1.1
84.0	84.0	0.0	±1.1
79.0	79.0	0.0	±1.1
74.0	74.0	0.0	±1.1
69.0	69.0	0.0	±1.1
64.0	64.0	0.0	±1.1
59.0	59.0	0.0	±1.1
54.0	53.9	-0.1	±1.1
49.0	48.9	-0.1	±1.1
44.0	43.9	-0.1	±1.1
39.0	38.9	-0.1	±1.1
34.0	33.9	-0.1	±1.1
30.0	30.0	0.0	±1.1
29.0	29.0	0.0	±1.1
28.0	28.0	0.0	±1.1
27.0	27.0	0.0	±1.1
26.0	26.0	0.0	±1.1
25.0	25.0	0.0	±1.1

Continuation of Calibration Certificate

Cert. No. : ACL22158
Job No. : VC65AC0069
Pages : 7 of 8

8. Level linearity including the level range control

Range	Anticipated Value (dB)	Measured Value (dB)	Deviated Value (dB)	Acceptance Limits (dB)
Auto	94.0	94.0	0.0	±1.1

9. Tone burst response

Time Weighting	Tone burst duration, Tb (ms)	Cycle	Anticipated Value (dB)	Measured Value (dB)	Deviated Value (dB)	Acceptance Limits (dB)
Fast	0.25	1	108.0	107.9	-0.1	1.5 ; -5.0
	2	8	117.0	117.0	0.0	1.0 ; -2.5
	200	800	134.0	134.0	0.0	±1.0
Slow	2	8	108.0	108.0	0.0	1.5 ; -5.0
	200	800	127.6	127.6	0.0	±1.0
	0.25	1	99.0	98.9	-0.1	1.5 ; -5.0
SEL	2	8	108.0	108.0	0.0	1.0 ; -2.5
	200	800	128.0	128.0	0.0	±1.0

10. Peak C sound level

Number of cycle in test signal	Anticipated Value (dB)	Measured Value, L _{peak} (dB)	Deviated Value (dB)	Acceptance Limits (dB)
Continuous	133.0	133.0	0.0	-
One	136.4	136.0	-0.4	±3.0

Number of cycle in test signal	Anticipated Value (dB)	Measured Value (dB)	Deviated Value (dB)	Acceptance Limits (dB)
Continuous	133.0	133.0	0.0	-
Positive half cycle	135.4	135.2	-0.2	±2.0
Negative half cycle	135.4	135.2	-0.2	±2.0

QF-TS12-04-04-020664

QF-TS12-04-04-020664

Continuation of Calibration Certificate

Cert. No. : ACL22158
Job No. : VC65AC0069
Pages : 8 of 8

11. Overload indication

Measured value (dB)		Deviated Value (dB)	Acceptance Limits (dB)
Positive one-half cycle	Negative one-half cycle		
89.6	89.5	-0.1	±1.5

12. High level stability

Frequency Weighting	SLM Display at initial (dB)	SLM Display at final (dB)	Deviated Value (dB)	Acceptance Limits (dB)
A - weight	137.0	137.0	0.0	±0.3

The reported uncertainty is based on a standard uncertainty multiplied by coverage factor $k = 2$ or any value following calculation, providing a level of confidence of approximately 95 %

End of Calibration Certificate

451-451/1 Sirinthorn Rd, Bangbunru, Bangkok Bangkok 10700 THAILAND.
Tel:0-2435-8800 Fax:0-2433-1679 e-mail:cal-center@sithiporn.com http://www.sithiporn.com



Cert. No. : ACL22226
Pages : 1 of 8

Calibration Certificate

Equipment : SOUND LEVEL METER
Manufacturer : RION
Model : NL-42A/ Microphone UC-52 / Preamplifier NH-24
Serial No. : 00623387 / 198634 / 26415
ID No. : -

Condition As Found : GOOD

Customer : ALS LABORATORY GROUP (THAILAND) CO., LTD.
104 PHATTHANAKAN 40, PHATTHANAKAN ROAD,
KHWAENG PHATTHANAKAN, KHET SUAN LUANG,
BANGKOK, 10250 THAILAND.

Location : -
Ambient Temperature : (23.0 ± 3) °C
Pressure : (101.3 ± 3) kPa
Relative Humidity : (50.0 ± 20) %

Received Date : 28 SEPTEMBER 2022
Calibration Date : 12-17 OCTOBER 2022
Date of Issue : 18 OCTOBER 2022

Calibrated by : Nathakorn Pisutpaisan

Approved by :

T. Petchurai
(Thanakul Petchurai)

This certificate is issued in accordance with the requirements of ISO/IEC 17025 standard, may not be reproduced other than in full, except with the prior written approval of the head of Calibration Laboratory.

QF-TS12-04-04-020664

QF-TS12-04-04-020664

Continuation of Calibration Certificate

Cert. No. : ACL22226
Job No. : VC65AC0086
Pages : 2 of 8

Calibration Procedure : CP-AC-01

Calibration Method :

This equipment was calibrated by based on IEC-61672-3 (2013) Standard for sound level meter (SLM).

The SLM had tests to Acoustical and Electrical signal tests of frequency weighting with Anechoic chamber and Reference Standard Instruments.

For tests results of each items were made by observation of each Instruments display and also with SLM's display.

Condition of this result of calibration :

1. Reference Standard Instruments :

Instrument	Model	Serial No.	Cert. No.	Due Date
Waveform Generator	33210A	MY48017076	EF-0007-22	04-Feb-23
Waveform Generator	33511B	MY52302742	EF-0008-22	04-Feb-23
Digital Multimeter	33461A	MY53220104	EEL.BP. 04/0265	09-Feb-23
Digital Multimeter	33461A	MY53220076	EEL.BP. 03/0265	09-Feb-23
Digital Multimeter	34461A	MY60024273	EEL.BP. 05/0265	09-Feb-23
Programmable Attenuator	MAT-1070	62100114	EF-0009-22	07-Feb-23
Condenser Microphone	4180	2977900	AA-1013-22	24-Feb-23
Measuring Amplifier	NA-42KAI	34560495	AA-3005-22	22-Feb-23

2. This result of calibration was found accurate as shown on date and place of calibration for this calibrated item only.

3. This certificate is traceable to the international system of unit maintained at :

3.1 National Institute of Metrology (Thailand).

3.2 Thailand Institute of Scientific and Technological Research (TISTR).

QF-TS12-04-04-020664

Continuation of Calibration Certificate

Cert. No. : ACL22226
Job No. : VC65AC0086
Pages : 4 of 8

Result of calibration :

1. Absolute sensitivity

Reference Acoustic Signal (dB)	Measured Value (dB)	Deviation (dB)	Acceptance Limit (dB)
93.9 (93.95)	93.9	0.0	±0.3

2. Self-generated noise

2.1 Normal test

Measured Value (dB)
14.8

2.2 The microphone of the sound level meter was replaced by electrical signal input device.

Frequency Weighting	Measured value (dB)
A - weight	11.6
C - weight	17.7
Flat	23.5

3. Acoustical signal tests of frequency weightings

Meter free-field acoustic response at a level of 84 dB

Frequency (Hz)	Deviation from various frequency weighting response curve (dB)			
	Flat	C-weight	A-weight	Acceptance Limits
125	0.2	0.1	0.2	± 1.5
1000	0.0	0.0	0.0	± 1.0
8000	0.4	0.5	0.5	±5.0

QF-TS12-04-04-020664

Continuation of Calibration Certificate

Cert. No. : ACL22226
Job No. : VC65AC0086
Pages : 3 of 8

Summary of Measurement Result :

Parameter	Pass	Fail	Uncertainty (dB)	Maximum-permitted uncertainty of measurement (dB)
1. Absolute sensitivity	✓	-	0.2	N/A
2. Self-generated noise	✓	-	0.2	N/A
3. Acoustical signal tests of frequency weightings				
125 Hz	✓	-	0.3	0.6
1000 Hz	✓	-	0.3	0.6
8000 Hz	✓	-	0.3	0.7
4. Electrical signal tests of frequency weightings				
For 10 Hz to 4 kHz	✓	-	0.3	0.6
For > 4 kHz to 10 kHz	✓	-	0.3	0.7
For > 10 kHz to 20 kHz	-	-	-	1.0
5. Frequency and time weightings at 1 kHz	✓	-	0.2	0.2
6. Long - term stability	✓	-	0.1	0.1
7. Level linearity on the reference level range	✓	-	0.2	0.3
8. Level linearity including the level range control	✓	-	0.2	0.3
9. Tone burst response	✓	-	0.2	0.3
10. Peak C sound level	✓	-	0.2	0.35
11. Overload indication	✓	-	0.2	0.25
12. High level stability	✓	-	0.1	0.1

QF-TS12-04-04-020664

Continuation of Calibration Certificate

Cert. No. : ACL22226
Job No. : VC65AC0086
Pages : 5 of 8

4. Electrical signal tests of frequency weightings

Weighting network response with relative to 1 kHz.

Frequency (Hz)	Deviation from various frequency weighting response curve (dB)			
	Flat	C-weight	A-weight	Acceptance Limits
63	0.0	-0.1	0.0	±2.0
125	0.0	0.0	0.0	±1.5
250	0.0	0.0	0.0	±1.5
500	0.0	0.0	-0.1	±1.5
1000	0.0	0.0	0.0	±1.0
2000	0.0	0.0	0.0	±2.0
4000	0.0	0.0	0.0	±3.0
8000	0.0	0.1	0.1	±5.0

5. Frequency and time weightings at 1 kHz

5.1 Frequency weightings at 1 kHz

Frequency Weighting	Measured Value (dB)	Deviated Value (dB)	Acceptance Limits (dB)
A - weight	94.0	0.0	-
C - weight	94.0	0.0	± 0.2
Flat	94.0	0.0	± 0.2

5.2 Time weighting at 1 kHz

Frequency Weighting	Measured Value (dB)	Deviated Value (dB)	Acceptance Limits (dB)
Fast	94.0	0.0	-
Slow	94.0	0.0	± 0.1
Leq	94.0	0.0	± 0.1

6. Long - term stability

Frequency Weighting	SLM Display at initial (dB)	SLM Display at final (dB)	Deviated Value (dB)	Acceptance Limits (dB)
A - weight	94.0	94.0	0.0	± 0.3

QF-TS12-04-04-020664

Continuation of Calibration Certificate

Cert. No. : ACL22226
Job No. : VC65AC0086
Pages : 6 of 8

7. Level linearity on the reference level range

Anticipated Value (dB)	Measured Value (dB)	Deviated Value (dB)	Acceptance Limits (dB)
137.0	137.0	0.0	±1.1
136.0	136.0	0.0	±1.1
135.0	135.0	0.0	±1.1
134.0	134.0	0.0	±1.1
133.0	132.9	-0.1	±1.1
132.0	131.9	-0.1	±1.1
131.0	130.9	-0.1	±1.1
129.0	129.0	0.0	±1.1
124.0	124.0	0.0	±1.1
119.0	119.0	0.0	±1.1
114.0	114.0	0.0	±1.1
109.0	109.0	0.0	±1.1
104.0	104.0	0.0	±1.1
99.0	99.0	0.0	±1.1
94.0	94.0	0.0	±1.1
89.0	89.0	0.0	±1.1
84.0	84.0	0.0	±1.1
79.0	79.0	0.0	±1.1
74.0	74.0	0.0	±1.1
69.0	69.0	0.0	±1.1
64.0	64.0	0.0	±1.1
59.0	59.0	0.0	±1.1
54.0	54.0	0.0	±1.1
49.0	49.0	0.0	±1.1
44.0	44.0	0.0	±1.1
39.0	39.0	0.0	±1.1
34.0	34.0	0.0	±1.1
30.0	30.0	0.0	±1.1
29.0	29.0	0.0	±1.1
28.0	28.1	0.1	±1.1
27.0	27.1	0.1	±1.1
26.0	26.1	0.1	±1.1
25.0	25.1	0.1	±1.1

Continuation of Calibration Certificate

Cert. No. : ACL22226
Job No. : VC65AC0086
Pages : 7 of 8

8. Level linearity including the level range control

Range	Anticipated Value (dB)	Measured Value (dB)	Deviated Value (dB)	Acceptance Limits (dB)
Auto	94.0	94.0	0.0	±1.1

9. Tone burst response

Time Weighting	Tone burst duration, Tb (ms)	Cycle	Anticipated Value (dB)	Measured Value (dB)	Deviated Value (dB)	Acceptance Limits (dB)
Fast	0.25	1	108.0	107.9	-0.1	1.5 ; -5.0
	2	8	117.0	117.0	0.0	1.0 ; -2.5
	200	800	134.0	134.0	0.0	±1.0
Slow	2	8	108.0	108.0	0.0	1.5 ; -5.0
	200	800	127.6	127.6	0.0	±1.0
SEL	0.25	1	99.0	98.9	-0.1	1.5 ; -5.0
	2	8	108.0	108.0	0.0	1.0 ; -2.5
	200	800	128.0	128.0	0.0	±1.0

10. Peak C sound level

Number of cycle in test signal	Anticipated Value (dB)	Measured Value, L _{peak} (dB)	Deviated Value (dB)	Acceptance Limits (dB)
Continuous	133.0	133.0	0.0	-
One	136.4	135.8	-0.6	±3.0

Number of cycle in test signal	Anticipated Value (dB)	Measured Value (dB)	Deviated Value (dB)	Acceptance Limits (dB)
Continuous	133.0	133.0	0.0	-
Positive half cycle	135.4	135.1	-0.3	±2.0
Negative half cycle	135.4	135.2	-0.2	±2.0

QF-TS12-04-04-020664

T. Petchur

QF-TS12-04-04-020664

T. Petchur

Continuation of Calibration Certificate

Cert. No. : ACL22226
Job No. : VC65AC0086
Pages : 8 of 8

11. Overload indication

Measured value (dB)		Deviated Value (dB)	Acceptance Limits (dB)
Positive one-half cycle	Negative one-half cycle		
89.5	89.5	0.0	±1.5

12. High level stability

Frequency Weighting	SLM Display at initial (dB)	SLM Display at final (dB)	Deviated Value (dB)	Acceptance Limits (dB)
A - weight	137.0	137.0	0.0	±0.3

The reported uncertainty is based on a standard uncertainty multiplied by coverage factor $k = 2$ or any value following calculation, providing a level of confidence of approximately 95 %

End of Calibration Certificate

SITHIPORN ASSOCIATES CO.,LTD.
CALIBRATION LABORATORY451-451/1 Sirinthorn Rd, Bangbunru, Bangkok 10700 THAILAND.
Tel: 0-2435-8800 Fax: 0-2433-1679 e-mail: cal-center@sithiporn.com http://www.sithiporn.comCert. No. : ACL22229
Pages : 1 of 8

Calibration Certificate

Equipment : SOUND LEVEL METER
Manufacturer : RION
Model : NL-42A / Microphone UC-52 / Preamplifier NH-24
Serial No. : 00623390 / 198637 / 26418
ID No. : -

Condition As Found : GOOD

Customer : ALS LABORATORY GROUP (THAILAND) CO., LTD.
104 PHATTHANAKAN 40, PHATTHANAKAN ROAD,
KHWAENG PHATTHANAKAN, KHET SUAN LUANG,
BANGKOK, 10250 THAILAND.

Location : -
Ambient Temperature : (23.0 ± 3) °C
Pressure : (101.3 ± 3) kPa
Relative Humidity : (50.0 ± 20) %

Received Date : 28 SEPTEMBER 2022
Calibration Date : 12-17 OCTOBER 2022
Date of Issue : 18 OCTOBER 2022

Calibrated by : Nathakorn Pisutpaisan

Approved by :

T. Petchur
(Thanakul Petchurai)

This certificate is issued in accordance with the requirements of ISO/IEC 17025 standard, may not be reproduced other than in full, except with the prior written approval of the head of Calibration Laboratory.

QF-TS12-04-04-020664

T. Petchur

QF-TS12-04-04-020664

Continuation of Calibration Certificate

Cert. No. : ACL22229
Job No. : VC65AC0086
Pages : 2 of 8

Calibration Procedure : CP-AC-01

Calibration Method :

This equipment was calibrated by based on IEC-61672-3 (2013) Standard for sound level meter (SLM).

The SLM had tests to Acoustical and Electrical signal tests of frequency weighting with Anechoic chamber and Reference Standard Instruments.

For tests results of each items were made by observation of each Instruments display and also with SLM's display.

Condition of this result of calibration :

1. Reference Standard Instruments :

Instrument	Model	Serial No.	Cert. No.	Due Date
Waveform Generator	33210A	MY48017076	EF-0007-22	04-Feb-23
Waveform Generator	33511B	MY52302742	EF-0008-22	04-Feb-23
Digital Multimeter	33461A	MY53220104	EEL.BP. 04/0265	09-Feb-23
Digital Multimeter	33461A	MY53220076	EEL.BP. 03/0265	09-Feb-23
Digital Multimeter	34461A	MY60024273	EEL.BP. 05/0265	09-Feb-23
Programmable Attenuator	MAT-1070	62100114	EF-0009-22	07-Feb-23
Condenser Microphone	4180	2977900	AA-1013-22	24-Feb-23
Measuring Amplifier	NA-42KAI	34560495	AA-3005-22	22-Feb-23

2. This result of calibration was found accurate as shown on date and place of calibration for this calibrated item only.

3. This certificate is traceable to the international system of unit maintained at :

3.1 National Institute of Metrology (Thailand).

3.2 Thailand Institute of Scientific and Technological Research (TISTR).

QF-TS12-04-04-020664

T. P. P.

Continuation of Calibration Certificate

Cert. No. : ACL22229
Job No. : VC65AC0086
Pages : 4 of 8

Result of calibration :

1. Absolute sensitivity

Reference Acoustic Signal (dB)	Measured Value (dB)	Deviation (dB)	Acceptance Limit (dB)
93.9 (93.95)	93.9	0.0	±0.3

2. Self-generated noise

2.1 Normal test

Measured Value (dB)
14.6

2.2 The microphone of the sound level meter was replaced by electrical signal input device.

Frequency Weighting	Measured value (dB)
A - weight	10.8
C - weight	17.3
Flat	23.1

3. Acoustical signal tests of frequency weightings

Meter free-field acoustic response at a level of 84 dB

Frequency (Hz)	Deviation from various frequency weighting response curve (dB)			
	Flat	C-weight	A-weight	Acceptance Limits
125	0.2	0.2	0.2	± 1.5
1000	0.0	0.0	0.0	± 1.0
8000	0.4	0.5	0.5	± 5.0

QF-TS12-04-04-020664

T. P. P.

Continuation of Calibration Certificate

Cert. No. : ACL22229
Job No. : VC65AC0086
Pages : 3 of 8

Summary of Measurement Result :

Parameter	Pass	Fail	Uncertainty (dB)	Maximum-permitted uncertainty of measurement (dB)
1. Absolute sensitivity	✓	-	0.2	N/A
2. Self-generated noise	✓	-	0.2	N/A
3. Acoustical signal tests of frequency weightings				
125 Hz	✓	-	0.3	0.6
1000 Hz	✓	-	0.3	0.6
8000 Hz	✓	-	0.3	0.7
4. Electrical signal tests of frequency weightings				
For 10 Hz to 4 kHz	✓	-	0.3	0.6
For > 4 kHz to 10 kHz	✓	-	0.3	0.7
For > 10 kHz to 20 kHz	-	-	-	1.0
5. Frequency and time weightings at 1 kHz	✓	-	0.2	0.2
6. Long - term stability	✓	-	0.1	0.1
7. Level linearity on the reference level range	✓	-	0.2	0.3
8. Level linearity including the level range control	✓	-	0.2	0.3
9. Tone burst response	✓	-	0.2	0.3
10. Peak C sound level	✓	-	0.2	0.35
11. Overload indication	✓	-	0.2	0.25
12. High level stability	✓	-	0.1	0.1

QF-TS12-04-04-020664

T. P. P.

Continuation of Calibration Certificate

Cert. No. : ACL22229
Job No. : VC65AC0086
Pages : 5 of 8

4. Electrical signal tests of frequency weightings

Weighting network response with relative to 1 kHz.

Frequency (Hz)	Deviation from various frequency weighting response curve (dB)			
	Flat	C-weight	A-weight	Acceptance Limits
63	0.0	-0.1	-0.1	±2.0
125	0.0	0.0	0.0	±1.5
250	0.0	0.0	0.0	±1.5
500	0.0	0.0	0.0	±1.5
1000	0.0	0.0	0.0	±1.0
2000	0.0	0.0	0.0	±2.0
4000	0.0	0.0	0.0	±3.0
8000	0.0	0.1	0.1	±5.0

5. Frequency and time weightings at 1 kHz

5.1 Frequency weightings at 1 kHz

Frequency Weighting	Measured Value (dB)	Deviated Value (dB)	Acceptance Limits (dB)
A - weight	94.0	0.0	-
C - weight	94.0	0.0	± 0.2
Flat	94.0	0.0	± 0.2

5.2 Time weighting at 1 kHz

Frequency Weighting	Measured Value (dB)	Deviated Value (dB)	Acceptance Limits (dB)
Fast	94.0	0.0	-
Slow	94.0	0.0	± 0.1
Leq	94.0	0.0	± 0.1

6. Long - term stability

Frequency Weighting	SLM Display at initial (dB)	SLM Display at final (dB)	Deviated Value (dB)	Acceptance Limits (dB)
A - weight	94.0	94.0	0.0	± 0.3

QF-TS12-04-04-020664

T. P. P.

Continuation of Calibration Certificate

Cert. No. : ACL22229
Job No. : VC65AC0086
Pages : 6 of 8

7. Level linearity on the reference level range

Anticipated Value (dB)	Measured Value (dB)	Deviated Value (dB)	Acceptance Limits (dB)
137.0	137.0	0.0	± 1.1
136.0	136.0	0.0	± 1.1
135.0	135.0	0.0	± 1.1
134.0	134.0	0.0	± 1.1
133.0	133.0	0.0	± 1.1
132.0	132.0	0.0	± 1.1
131.0	131.0	0.0	± 1.1
129.0	129.0	0.0	± 1.1
124.0	124.0	0.0	± 1.1
119.0	119.0	0.0	± 1.1
114.0	114.0	0.0	± 1.1
109.0	109.0	0.0	± 1.1
104.0	104.0	0.0	± 1.1
99.0	99.0	0.0	± 1.1
94.0	94.0	0.0	± 1.1
89.0	89.0	0.0	± 1.1
84.0	84.0	0.0	± 1.1
79.0	79.0	0.0	± 1.1
74.0	74.1	0.1	± 1.1
69.0	69.0	0.0	± 1.1
64.0	64.0	0.0	± 1.1
59.0	59.1	0.1	± 1.1
54.0	54.0	0.0	± 1.1
49.0	49.0	0.0	± 1.1
44.0	44.0	0.0	± 1.1
39.0	39.0	0.0	± 1.1
34.0	34.0	0.0	± 1.1
30.0	30.0	0.0	± 1.1
29.0	29.1	0.1	± 1.1
28.0	28.0	0.0	± 1.1
27.0	27.1	0.1	± 1.1
26.0	26.1	0.1	± 1.1
25.0	25.1	0.1	± 1.1

QF-TS12-04-04-020664

T. Petchurai

Continuation of Calibration Certificate

Cert. No. : ACL22229
Job No. : VC65AC0086
Pages : 8 of 8

11. Overload indication

Measured value (dB)		Deviated Value (dB)	Acceptance Limits (dB)
Positive one-half cycle	Negative one-half cycle		
89.6	89.5	-0.1	±1.5

12. High level stability

Frequency Weighting	SLM Display at initial (dB)	SLM Display at final (dB)	Deviated Value (dB)	Acceptance Limits (dB)
A - weight	137.0	137.0	0.0	±0.3

The reported uncertainty is based on a standard uncertainty multiplied by coverage factor $k = 2$
or any value following calculation, providing a level of confidence of approximately 95 %

End of Calibration Certificate

Continuation of Calibration Certificate

Cert. No. : ACL22229
Job No. : VC65AC0086
Pages : 7 of 8

8. Level linearity including the level range control

Range	Anticipated Value (dB)	Measured Value (dB)	Deviated Value (dB)	Acceptance Limits (dB)
Auto	94.0	94.0	0.0	±1.1

9. Tone burst response

Time Weighting	Tone burst duration, Tb (ms)	Cycle	Anticipated Value (dB)	Measured Value (dB)	Deviated Value (dB)	Acceptance Limits (dB)
Fast	0.25	1	108.0	107.9	-0.1	1.5 ; -5.0
	2	8	117.0	117.0	0.0	1.0 ; -2.5
	200	800	134.0	134.0	0.0	±1.0
Slow	2	8	108.0	108.0	0.0	1.5 ; -5.0
	200	800	127.6	127.6	0.0	±1.0
SEL	0.25	1	99.0	98.9	-0.1	1.5 ; -5.0
	2	8	108.0	108.0	0.0	1.0 ; -2.5
	200	800	128.0	128.0	0.0	±1.0

10. Peak C sound level

Number of cycle in test signal	Anticipated Value (dB)	Measured Value, Lepeak (dB)	Deviated Value (dB)	Acceptance Limits (dB)
Continuous	133.0	133.0	0.0	-
One	136.4	136.4	0.0	±3.0

Number of cycle in test signal	Anticipated Value (dB)	Measured Value (dB)	Deviated Value (dB)	Acceptance Limits (dB)
Continuous	133.0	133.0	0.0	-
Positive half cycle	135.4	135.2	-0.2	±2.0
Negative half cycle	135.4	135.2	-0.2	±2.0

QF-TS12-04-04-020664

T. Petchurai

SITHIPORN ASSOCIATES CO.,LTD.
CALIBRATION LABORATORY451-451/1 Sirinthorn Rd, Bangbunmu, Bangplud Bangkok 10700 THAILAND.
Tel:0-2435-8800 Fax:0-2433-1679 e-mail:cal-center@sithiphorn.com http://www.sithiphorn.comCert. No. : ACL22161
Pages : 1 of 8

Calibration Certificate

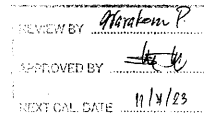
Equipment : SOUND LEVEL METER
Manufacturer : RION
Model : NL-42/ Microphone UC-52 / Preamplifier NH-24
Serial No.: 00572561 / 170398 / 72899
ID No.: RYG_FS0300

Condition As Found : GOOD

Customer : ALS LABORATORY GROUP (THAILAND) CO., LTD.
104 PHATTHANAKAN 40, PHATTHANAKAN ROAD,
KHWAENG PHATTHANAKAN, KHET SUAN LUANG,
BANGKOK, 10250 THAILAND.

Location : -
Ambient Temperature : (23.0 ± 3) °C
Pressure : (101.3 ± 3) kPa
Relative Humidity : (50.0 ± 20) %

Received Date : 06 JULY 2022
Calibration Date : 11-18 JULY 2022
Date of Issue : 19 JULY 2022



Calibrated by : Nathakorn Pisutpaisan

Approved by :

T. Petchurai
(Thanakul Petchurai)

This certificate is issued in accordance with the requirements of ISO/IEC 17025 standard, may not be reproduced other than in full, except with the prior written approval of the head of Calibration Laboratory.

QF-TS12-04-04-020664

T. Petchurai

QF-TS12-04-04-020664

Continuation of Calibration Certificate

Cert. No. : ACL22161
Job No. : VC65AC0069
Pages : 2 of 8

Calibration Procedure : CP-AC-01

Calibration Method :

This equipment was calibrated by based on IEC-61672-3 (2013) Standard for sound level meter (SLM).

The SLM had tests to Acoustical and Electrical signal tests of frequency weighting with Anechoic chamber and Reference Standard Instruments.

For tests results of each items were made by observation of each Instruments display and also with SLM's display.

Condition of this result of calibration :

1. Reference Standard Instruments :

Instrument	Model	Serial No.	Cert. No.	Due Date
Waveform Generator	33210A	MY48017076	EF-0007-22	04-Feb-23
Waveform Generator	33511B	MY52302742	EF-0008-22	04-Feb-23
Digital Multimeter	33461A	MY53220104	EEL.BP. 04/0265	09-Feb-23
Digital Multimeter	33461A	MY53220076	EEL.BP. 03/0265	09-Feb-23
Digital Multimeter	34461A	MY60024273	EEL.BP. 05/0265	09-Feb-23
Programmable Attenuator	MAT-1070	62100114	EF-0009-22	07-Feb-23
Condenser Microphone	4180	2977900	AA-1013-22	24-Feb-23
Measuring Amplifier	NA-42KAI	34560495	AA-3005-22	22-Feb-23

2. This result of calibration was found accurate as shown on date and place of calibration for this calibrated item only.

3. This certificate is traceable to the international system of unit maintained at :

3.1 National Institute of Metrology (Thailand).

3.2 Thailand Institute of Scientific and Technological Research (TISTR).

QF-TS12-04-04-020664

Continuation of Calibration Certificate

Cert. No. : ACL22161
Job No. : VC65AC0069
Pages : 4 of 8

Result of calibration :

1. Absolute sensitivity

Reference Acoustic Signal (dB)	Measured Value (dB)	Deviation (dB)	Acceptance Limit (dB)
93.9 (93.95)	93.9	0.0	±0.3

2. Self-generated noise

2.1 Normal test

Measured Value (dB)
16.2

2.2 The microphone of the sound level meter was replaced by electrical signal input device.

Frequency Weighting	Measured value (dB)
A - weight	12.0
C - weight	18.3
Flat	24.2

3. Acoustical signal tests of frequency weightings

Meter free-field acoustic response at a level of 84 dB

Frequency (Hz)	Deviation from various frequency weighting response curve (dB)			
	Flat	C-weight	A-weight	Acceptance Limits
125	0.4	0.4	0.4	± 1.5
1000	0.0	0.0	0.0	± 1.0
8000	0.4	0.5	0.5	±5.0

QF-TS12-04-04-020664

Continuation of Calibration Certificate

Cert. No. : ACL22161
Job No. : VC65AC0069
Pages : 3 of 8

Summary of Measurement Result :

Parameter	Pass	Fail	Uncertainty (dB)	Maximum-permitted uncertainty of measurement (dB)
1. Absolute sensitivity	✓	-	0.2	N/A
2. Self-generated noise	✓	-	0.2	N/A
3. Acoustical signal tests of frequency weightings				
125 Hz	✓	-	0.3	0.6
1000 Hz	✓	-	0.3	0.6
8000 Hz	✓	-	0.3	0.7
4. Electrical signal tests of frequency weightings				
For 10 Hz to 4 kHz	✓	-	0.3	0.6
For > 4 kHz to 10 kHz	✓	-	0.3	0.7
For > 10 kHz to 20 kHz	-	-	-	1.0
5. Frequency and time weightings at 1 kHz	✓	-	0.2	0.2
6. Long - term stability	✓	-	0.1	0.1
7. Level linearity on the reference level range	✓	-	0.2	0.3
8. Level linearity including the level range control	✓	-	0.2	0.3
9. Tone burst response	✓	-	0.2	0.3
10. Peak C sound level	✓	-	0.2	0.35
11. Overload indication	✓	-	0.2	0.25
12. High level stability	✓	-	0.1	0.1

QF-TS12-04-04-020664

Continuation of Calibration Certificate

Cert. No. : ACL22161
Job No. : VC65AC0069
Pages : 5 of 8

4. Electrical signal tests of frequency weightings

Weighting network response with relative to 1 kHz

Frequency (Hz)	Deviation from various frequency weighting response curve (dB)			
	Flat	C-weight	A-weight	Acceptance Limits
63	-0.1	0.0	0.0	±2.0
125	0.0	0.0	0.0	±1.5
250	0.0	0.0	0.0	±1.5
500	0.0	0.0	0.0	±1.5
1000	0.0	0.0	0.0	±1.0
2000	0.0	0.0	0.0	±2.0
4000	0.0	0.0	0.0	±3.0
8000	0.0	0.1	0.1	±5.0

5. Frequency and time weightings at 1 kHz

5.1 Frequency weightings at 1 kHz

Frequency Weighting	Measured Value (dB)	Deviated Value (dB)	Acceptance Limits (dB)
A - weight	94.0	0.0	-
C - weight	94.0	0.0	± 0.2
Flat	94.0	0.0	± 0.2

5.2 Time weighting at 1 kHz

Frequency Weighting	Measured Value (dB)	Deviated Value (dB)	Acceptance Limits (dB)
Fast	94.0	0.0	-
Slow	94.0	0.0	± 0.1
Leq	94.0	0.0	± 0.1

6. Long - term stability

Frequency Weighting	SLM Display at initial (dB)	SLM Display at final (dB)	Deviated Value (dB)	Acceptance Limits (dB)
A - weight	94.0	94.0	0.0	± 0.3

QF-TS12-04-04-020664

Continuation of Calibration Certificate

Cert. No. : ACL22161
Job No. : VC65AC0069
Pages : 6 of 8

7. Level linearity on the reference level range

Anticipated Value (dB)	Measured Value (dB)	Deviated Value (dB)	Acceptance Limits (dB)
137.0	137.0	0.0	±1.1
136.0	136.0	0.0	±1.1
135.0	135.0	0.0	±1.1
134.0	134.0	0.0	±1.1
133.0	133.0	0.0	±1.1
132.0	132.0	0.0	±1.1
131.0	131.0	0.0	±1.1
129.0	129.0	0.0	±1.1
124.0	124.0	0.0	±1.1
119.0	119.0	0.0	±1.1
114.0	114.0	0.0	±1.1
109.0	109.0	0.0	±1.1
104.0	104.0	0.0	±1.1
99.0	99.0	0.0	±1.1
94.0	94.0	0.0	±1.1
89.0	89.0	0.0	±1.1
84.0	84.0	0.0	±1.1
79.0	79.0	0.0	±1.1
74.0	74.0	0.0	±1.1
69.0	69.0	0.0	±1.1
64.0	64.0	0.0	±1.1
59.0	59.0	0.0	±1.1
54.0	53.9	-0.1	±1.1
49.0	49.0	0.0	±1.1
44.0	44.0	0.0	±1.1
39.0	39.0	0.0	±1.1
34.0	34.0	0.0	±1.1
30.0	29.9	-0.1	±1.1
29.0	28.9	-0.1	±1.1
28.0	27.9	-0.1	±1.1
27.0	26.9	-0.1	±1.1
26.0	25.9	-0.1	±1.1
25.0	24.9	-0.1	±1.1

Continuation of Calibration Certificate

Cert. No. : ACL22161
Job No. : VC65AC0069
Pages : 7 of 8

8. Level linearity including the level range control

Range	Anticipated Value (dB)	Measured Value (dB)	Deviated Value (dB)	Acceptance Limits (dB)
Auto	94.0	94.0	0.0	±1.1

9. Tone burst response

Time Weighting	Tone burst duration, Tb (ms)	Cycle	Anticipated Value (dB)	Measured Value (dB)	Deviated Value (dB)	Acceptance Limits (dB)
Fast	0.25	1	108.0	107.9	-0.1	1.5 ; -5.0
	2	8	117.0	117.0	0.0	1.0 ; -2.5
	200	800	134.0	134.0	0.0	±1.0
Slow	2	8	108.0	108.0	0.0	1.5 ; -5.0
	200	800	127.6	127.6	0.0	±1.0
	0.25	1	99.0	98.9	-0.1	1.5 ; -5.0
SEL	2	8	108.0	108.0	0.0	1.0 ; -2.5
	200	800	128.0	128.1	0.1	±1.0

10. Peak C sound level

Number of cycle in test signal	Anticipated Value (dB)	Measured Value, L _{peak} (dB)	Deviated Value (dB)	Acceptance Limits (dB)
Continuous	133.0	133.0	0.0	-
One	136.4	136.0	-0.4	±3.0

Number of cycle in test signal	Anticipated Value (dB)	Measured Value (dB)	Deviated Value (dB)	Acceptance Limits (dB)
Continuous	133.0	133.0	0.0	-
Positive half cycle	135.4	135.2	-0.2	±2.0
Negative half cycle	135.4	135.2	-0.2	±2.0

QF-TS12-04-04-020664

QF-TS12-04-04-020664

Continuation of Calibration Certificate

Cert. No. : ACL22161
Job No. : VC65AC0069
Pages : 8 of 8

11. Overload indication

Measured value (dB)		Deviated Value (dB)	Acceptance Limits (dB)
Positive one-half cycle	Negative one-half cycle		
89.7	89.5	-0.2	±1.5

12. High level stability

Frequency Weighting	SLM Display at initial (dB)	SLM Display at final (dB)	Deviated Value (dB)	Acceptance Limits (dB)
A - weight	137.0	137.0	0.0	±0.3

The reported uncertainty is based on a standard uncertainty multiplied by coverage factor $k = 2$
or any value following calculation, providing a level of confidence of approximately 95 %

End of Calibration Certificate

SITHIPORN ASSOCIATES CO.,LTD.
CALIBRATION LABORATORY451-451/1 Sirinthorn Rd, Bangbunmu, Bangplud Bangkok 10700 THAILAND.
Tel.0-2435-8800 Fax.0-2433-1679 e-mail:cal-center@sithiporn.com http://www.sithiporn.comCert. No. : ACL22159
Pages : 1 of 8

Calibration Certificate

Equipment : SOUND LEVEL METER
Manufacturer : RION
Model : NL-42/ Microphone UC-52 / Preamp NH-24
Serial No. : 00472130 / 157774 / 72464
ID No. : RYG_FS0303

Condition As Found : GOOD

Customer : ALS LABORATORY GROUP (THAILAND) CO., LTD.
104 PHATTHANAKAN 40, PHATTHANAKAN ROAD,
KHWAENG PHATTHANAKAN, KHET SUAN LUANG,
BANGKOK, 10250 THAILAND.

Location : -
Ambient Temperature : (23.0 ± 3) °C
Pressure : (101.3 ± 3) kPa
Relative Humidity : (50.0 ± 20) %

Received Date : 06 JULY 2022
Calibration Date : 11-18 JULY 2022
Date of Issue : 19 JULY 2022

Calibrated by : Nathakorn Pisutpaisan

Approved by :

(Thanakul Petchurai)

This certificate is issued in accordance with the requirements of ISO/IEC 17025 standard, may not be reproduced other than in full, except with the prior written approval of the head of Calibration Laboratory.

QF-TS12-04-04-020664

QF-TS12-04-04-020664

Continuation of Calibration Certificate

Cert. No. : ACL22159
Job No. : VC65AC0069
Pages : 2 of 8

Calibration Procedure : CP-AC-01

Calibration Method :

This equipment was calibrated by based on IEC-61672-3 (2013) Standard for sound level meter (SLM).
The SLM had tests to Acoustical and Electrical signal tests of frequency weighting with Anechoic chamber and Reference Standard Instruments.

For tests results of each items were made by observation of each Instruments display and also with SLM's display.

Condition of this result of calibration :

1. Reference Standard Instruments :

Instrument	Model	Serial No.	Cert. No.	Due Date
Waveform Generator	33210A	MY48017076	EF-0007-22	04-Feb-23
Waveform Generator	33511B	MY52302742	EF-0008-22	04-Feb-23
Digital Multimeter	33461A	MY53220104	EEL_BP_04/0265	09-Feb-23
Digital Multimeter	33461A	MY53220076	EEL_BP_03/0265	09-Feb-23
Digital Multimeter	34461A	MY60024273	EEL_BP_05/0265	09-Feb-23
Programmable Attenuator	MAT-1070	62100114	EF-0009-22	07-Feb-23
Condenser Microphone	4180	2977900	AA-1013-22	24-Feb-23
Measuring Amplifier	NA-42KAI	34560495	AA-3005-22	22-Feb-23

2. This result of calibration was found accurate as shown on date and place of calibration for this calibrated item only.

3. This certificate is traceable to the international system of unit maintained at :

3.1 National Institute of Metrology (Thailand).

3.2 Thailand Institute of Scientific and Technological Research (TISTR).

QF-TS12-04-04-020664

P.T.A.

Continuation of Calibration Certificate

Cert. No. : ACL22159
Job No. : VC65AC0069
Pages : 4 of 8

Result of calibration :

1. Absolute sensitivity

Reference Acoustic Signal (dB)	Measured Value (dB)	Deviation (dB)	Acceptance Limit (dB)
93.9 (93.95)	93.9	0.0	±0.3

2. Self-generated noise

2.1 Normal test

Measured Value (dB)
23.4

2.2 The microphone of the sound level meter was replaced by electrical signal input device.

Frequency Weighting	Measured value (dB)
A - weight	15.4
C - weight	21.0
Flat	26.9

3. Acoustical signal tests of frequency weightings

Meter free-field acoustic response at a level of 84 dB

Frequency (Hz)	Deviation from various frequency weighting response curve (dB)			
	Flat	C-weight	A-weight	Acceptance Limits
125	0.0	0.0	0.0	± 1.5
1000	-0.1	-0.1	-0.1	± 1.0
8000	-0.3	-0.2	-0.2	±5.0

QF-TS12-04-04-020664

P.T.A.

Continuation of Calibration Certificate

Cert. No. : ACL22159
Job No. : VC65AC0069
Pages : 3 of 8

Summary of Measurement Result :

Parameter	Pass	Fail	Uncertainty (dB)	Maximum-permitted uncertainty of measurement (dB)
1. Absolute sensitivity	✓	-	0.2	N/A
2. Self-generated noise	✓	-	0.2	N/A
3. Acoustical signal tests of frequency weightings				
125 Hz	✓	-	0.3	0.6
1000 Hz	✓	-	0.3	0.6
8000 Hz	✓	-	0.3	0.7
4. Electrical signal tests of frequency weightings				
For 10 Hz to 4 kHz	✓	-	0.3	0.6
For > 4 kHz to 10 kHz	✓	-	0.3	0.7
For > 10 kHz to 20 kHz	-	-	-	1.0
5. Frequency and time weightings at 1 kHz	✓	-	0.2	0.2
6. Long - term stability	✓	-	0.1	0.1
7. Level linearity on the reference level range	✓	-	0.2	0.3
8. Level linearity including the level range control	✓	-	0.2	0.3
9. Tone burst response	✓	-	0.2	0.3
10. Peak C sound level	✓	-	0.2	0.35
11. Overload indication	✓	-	0.2	0.25
12. High level stability	✓	-	0.1	0.1

QF-TS12-04-04-020664

P.T.A.

Continuation of Calibration Certificate

Cert. No. : ACL22159
Job No. : VC65AC0069
Pages : 5 of 8

4. Electrical signal tests of frequency weightings

Weighting network response with relative to 1 kHz.

Frequency (Hz)	Deviation from various frequency weighting response curve (dB)			
	Flat	C-weight	A-weight	Acceptance Limits
63	-0.1	-0.2	-0.1	±2.0
125	-0.1	0.0	-0.1	±1.5
250	0.0	0.0	-0.1	±1.5
500	0.0	0.0	-0.1	±1.5
1000	0.0	0.0	0.0	±1.0
2000	0.0	0.0	0.0	±2.0
4000	0.0	0.0	0.0	±3.0
8000	0.0	0.0	0.0	±5.0

5. Frequency and time weightings at 1 kHz

5.1 Frequency weightings at 1 kHz

Frequency Weighting	Measured Value (dB)	Deviated Value (dB)	Acceptance Limits (dB)
A - weight	94.0	0.0	-
C - weight	94.0	0.0	± 0.2
Flat	93.9	0.0	± 0.2

5.2 Time weighting at 1 kHz

Frequency Weighting	Measured Value (dB)	Deviated Value (dB)	Acceptance Limits (dB)
Fast	94.0	0.0	-
Slow	93.9	0.0	± 0.1
Leq	94.0	0.0	± 0.1

6. Long - term stability

Frequency Weighting	SLM Display at initial (dB)	SLM Display at final (dB)	Deviated Value (dB)	Acceptance Limits (dB)
A - weight	93.9	94.0	0.1	± 0.3

QF-TS12-04-04-020664

P.T.A.

Continuation of Calibration Certificate

Cert. No. : ACL22159
Job No. : VC65AC0069
Pages : 6 of 8

7. Level linearity on the reference level range

Anticipated Value (dB)	Measured Value (dB)	Deviated Value (dB)	Acceptance Limits (dB)
137.0	137.1	0.1	±1.1
136.0	136.1	0.1	±1.1
135.0	135.1	0.1	±1.1
134.0	134.1	0.1	±1.1
133.0	133.0	0.0	±1.1
132.0	132.0	0.0	±1.1
131.0	131.0	0.0	±1.1
129.0	129.1	0.1	±1.1
124.0	124.0	0.0	±1.1
119.0	119.1	0.1	±1.1
114.0	114.1	0.1	±1.1
109.0	109.1	0.1	±1.1
104.0	104.1	0.1	±1.1
99.0	99.1	0.1	±1.1
94.0	94.0	0.0	±1.1
89.0	89.0	0.0	±1.1
84.0	84.0	0.0	±1.1
79.0	79.0	0.0	±1.1
74.0	74.0	0.0	±1.1
69.0	69.0	0.0	±1.1
64.0	64.0	0.0	±1.1
59.0	59.0	0.0	±1.1
54.0	54.0	0.0	±1.1
49.0	49.0	0.0	±1.1
44.0	44.0	0.0	±1.1
39.0	39.0	0.0	±1.1
34.0	34.0	0.0	±1.1
30.0	30.0	0.0	±1.1
29.0	29.0	0.0	±1.1
28.0	28.0	0.0	±1.1
27.0	26.9	-0.1	±1.1
26.0	26.0	0.0	±1.1
25.0	25.0	0.0	±1.1

QF-TS12-04-04-020664

P.T.A.

Continuation of Calibration Certificate

Cert. No. : ACL22159
Job No. : VC65AC0069
Pages : 7 of 8

8. Level linearity including the level range control

Range	Anticipated Value (dB)	Measured Value (dB)	Deviated Value (dB)	Acceptance Limits (dB)
Auto	94.0	94.0	0.0	±1.1

9. Tone burst response

Time Weighting	Tone burst duration, Tb (ms)	Cycle	Anticipated Value (dB)	Measured Value (dB)	Deviated Value (dB)	Acceptance Limits (dB)
Fast	0.25	1	108.0	107.9	-0.1	1.5 ; -5.0
	2	8	117.0	116.9	-0.1	1.0 ; -2.5
	200	800	134.0	134.0	0.0	±1.0
Slow	2	8	108.0	108.0	0.0	1.5 ; -5.0
	200	800	127.6	127.6	0.0	±1.0
SEL	0.25	1	99.0	98.8	-0.2	1.5 ; -5.0
	2	8	108.0	108.0	0.0	1.0 ; -2.5
	200	800	128.0	128.0	0.0	±1.0

10. Peak C sound level

Number of cycle in test signal	Anticipated Value (dB)	Measured Value, L _{peak} (dB)	Deviated Value (dB)	Acceptance Limits (dB)
Continuous	133.0	133.0	0.0	-
One	136.4	135.6	-0.8	±3.0

Number of cycle in test signal	Anticipated Value (dB)	Measured Value (dB)	Deviated Value (dB)	Acceptance Limits (dB)
Continuous	133.0	133.0	0.0	-
Positive half cycle	135.4	135.1	-0.3	±2.0
Negative half cycle	135.4	135.1	-0.3	±2.0

QF-TS12-04-04-020664

P.T.A.

Continuation of Calibration Certificate

Cert. No. : ACL22159
Job No. : VC65AC0069
Pages : 8 of 8

11. Overload indication

Measured value (dB)		Deviated Value (dB)	Acceptance Limits (dB)
Positive one-half cycle	Negative one-half cycle		
89.6	89.6	0.0	±1.5

12. High level stability

Frequency Weighting	SLM Display at initial (dB)	SLM Display at final (dB)	Deviated Value (dB)	Acceptance Limits (dB)
A-weight	137.0	137.0	0.0	±0.3

The reported uncertainty is based on a standard uncertainty multiplied by coverage factor $k = 2$ or any value following calculation, providing a level of confidence of approximately 95 %

End of Calibration Certificate

SITHIPORN ASSOCIATES CO.,LTD.
CALIBRATION LABORATORY451-451/1 Sirinthorn Rd., Bangumru, Bangplud Bangkok 10700 THAILAND.
Tel.0-2435-8800 Fax.0-2433-1679 e-mail:cal-center@sithiporn.com http://www.sithiporn.comCert. No. : ACL22181
Pages : 1 of 8

Calibration Certificate

Equipment : SOUND LEVEL METER
Manufacturer : RION
Model : NL-42/ Microphone UC-52 / Preamplifier NH-24
Serial No. : 00873057 / 171591 / 73333
ID No. : RYG_FS0381

Condition As Found : GOOD

Customer : ALS LABORATORY GROUP (THAILAND) CO., LTD.
104 PHATTHANAKAN 40, PHATTHANAKAN ROAD,
KHWAENG PHATTHANAKAN, KHET SUAN LUANG,
BANGKOK, 10250 THAILAND.

Location :
Ambient Temperature : (23.0 ± 3) °C
Pressure : (101.3 ± 3) kPa
Relative Humidity : (50.0 ± 20) %

Received Date : 22 AUGUST 2022
Calibration Date : 26-31 AUGUST 2022
Date of Issue : 02 SEPTEMBER 2022

Calibrated by : Nathakorn Pisutpaisan

Approved by :

T. Petchurai
(Thanakul Petchurai)

This certificate is issued in accordance with the requirements of ISO/IEC 17025 standard, may not be reproduced other than in full, except with the prior written approval of the head of Calibration Laboratory.

QF-TS12-04-04-020664

QF-TS12-04-04-020664

Continuation of Calibration Certificate

Cert. No. : ACL22181
Job No. : VC65AC0077
Pages : 2 of 8

Calibration Procedure : CP-AC-01

Calibration Method :

This equipment was calibrated by based on IEC-61672-3 (2013) Standard for sound level meter (SLM).
The SLM had tests to Acoustical and Electrical signal tests of frequency weighting with Anechoic chamber and Reference Standard Instruments.
For tests results of each items were made by observation of each Instruments display and also with SLM's display.

Condition of this result of calibration :

1. Reference Standard Instruments :

Instrument	Model	Serial No.	Cert. No.	Due Date
Waveform Generator	33210A	MY48017076	EF-0007-22	04-Feb-23
Waveform Generator	33511B	MY52302742	EF-0008-22	04-Feb-23
Digital Multimeter	33461A	MY53220104	EEL.BP. 04/0265	09-Feb-23
Digital Multimeter	33461A	MY53220076	EEL.BP. 03/0265	09-Feb-23
Digital Multimeter	34461A	MY60024273	EEL.BP. 05/0265	09-Feb-23
Programmable Attenuator	MAT-1070	62100114	EF-0009-22	07-Feb-23
Condenser Microphone	4180	2977900	AA-1013-22	24-Feb-23
Measuring Amplifier	NA-42KAI	34560495	AA-3005-22	22-Feb-23

2. This result of calibration was found accurate as shown on date and place of calibration for this calibrated item only.

3. This certificate is traceable to the international system of unit maintained at :

3.1 National Institute of Metrology (Thailand).

3.2 Thailand Institute of Scientific and Technological Research (TISTR).

QF-TS12-04-04-020664

Continuation of Calibration Certificate

Cert. No. : ACL22181
Job No. : VC65AC0077
Pages : 4 of 8

Result of calibration :

1. Absolute sensitivity

Reference Acoustic Signal (dB)	Measured Value (dB)	Deviation (dB)	Acceptance Limit (dB)
93.9 (93.95)	93.9	0.0	±0.3

2. Self-generated noise

2.1 Normal test

Measured Value (dB)
15.4

2.2 The microphone of the sound level meter was replaced by electrical signal input device.

Frequency Weighting	Measured value (dB)
A - weight	12.0
C - weight	18.3
Flat	24.0

3. Acoustical signal tests of frequency weightings

Meter free-field acoustic response at a level of 84 dB

Frequency (Hz)	Deviation from various frequency weighting response curve (dB)			
	Flat	C-weight	A-weight	Acceptance Limits
125	0.2	0.2	0.2	± 1.5
1000	0.0	0.0	0.0	± 1.0
8000	0.2	0.2	0.2	±5.0

QF-TS12-04-04-020664

Continuation of Calibration Certificate

Cert. No. : ACL22181
Job No. : VC65AC0077
Pages : 3 of 8

Summary of Measurement Result :

Parameter	Pass	Fail	Uncertainty (dB)	Maximum-permitted uncertainty of measurement (dB)
1. Absolute sensitivity	✓	-	0.2	N/A
2. Self-generated noise	✓	-	0.2	N/A
3. Acoustical signal tests of frequency weightings				
125 Hz	✓	-	0.3	0.6
1000 Hz	✓	-	0.3	0.6
8000 Hz	✓	-	0.4	0.7
4. Electrical signal tests of frequency weightings				
For 10 Hz to 4 kHz	✓	-	0.3	0.6
For > 4 kHz to 10 kHz	✓	-	0.3	0.7
For > 10 kHz to 20 kHz	-	-	-	1.0
5. Frequency and time weightings at 1 kHz	✓	-	0.2	0.2
6. Long - term stability	✓	-	0.1	0.1
7. Level linearity on the reference level range	✓	-	0.2	0.3
8. Level linearity including the level range control	✓	-	0.2	0.3
9. Tone burst response	✓	-	0.2	0.35
10. Peak C sound level	✓	-	0.2	0.25
11. Overload indication	✓	-	0.1	0.1
12. High level stability	✓	-	0.1	0.1

QF-TS12-04-04-020664

Continuation of Calibration Certificate

Cert. No. : ACL22181
Job No. : VC65AC0077
Pages : 5 of 8

4. Electrical signal tests of frequency weightings

Weighting network response with relative to 1 kHz.

Frequency (Hz)	Deviation from various frequency weighting response curve (dB)			
	Flat	C-weight	A-weight	Acceptance Limits
63	-0.1	-0.1	-0.1	±2.0
125	-0.1	0.0	-0.1	±1.5
250	0.0	0.0	-0.1	±1.5
500	0.0	0.0	-0.1	±1.5
1000	0.0	0.0	0.0	±1.0
2000	0.0	0.0	0.0	±2.0
4000	0.0	0.0	0.0	±3.0
8000	0.0	0.0	0.0	±5.0

5. Frequency and time weightings at 1 kHz

5.1 Frequency weightings at 1 kHz

Frequency Weighting	Measured Value (dB)	Deviated Value (dB)	Acceptance Limits (dB)
A - weight	94.0	0.0	-
C - weight	94.0	0.0	± 0.2
Flat	94.0	0.0	± 0.2

5.2 Time weighting at 1 kHz

Frequency Weighting	Measured Value (dB)	Deviated Value (dB)	Acceptance Limits (dB)
Fast	94.0	0.0	-
Slow	94.0	0.0	± 0.1
Leq	94.0	0.0	± 0.1

6. Long - term stability

Frequency Weighting	SLM Display at initial (dB)	SLM Display at final (dB)	Deviated Value (dB)	Acceptance Limits (dB)
A - weight	94.0	94.0	0.0	± 0.3

QF-TS12-04-04-020664

Continuation of Calibration Certificate

Cert. No. : ACL22181
Job No. : VC65AC0077
Pages : 6 of 8

7. Level linearity on the reference level range

Anticipated Value (dB)	Measured Value (dB)	Deviated Value (dB)	Acceptance Limits (dB)
137.0	137.1	0.1	±1.1
136.0	136.1	0.1	±1.1
135.0	135.1	0.1	±1.1
134.0	134.1	0.1	±1.1
133.0	133.0	0.0	±1.1
132.0	132.0	0.0	±1.1
131.0	131.0	0.0	±1.1
129.0	129.1	0.1	±1.1
124.0	124.1	0.1	±1.1
119.0	119.1	0.1	±1.1
114.0	114.1	0.1	±1.1
109.0	109.1	0.1	±1.1
104.0	104.1	0.1	±1.1
99.0	99.0	0.0	±1.1
94.0	94.0	0.0	±1.1
89.0	89.0	0.0	±1.1
84.0	84.0	0.0	±1.1
79.0	79.0	0.0	±1.1
74.0	74.0	0.0	±1.1
69.0	69.0	0.0	±1.1
64.0	64.0	0.0	±1.1
59.0	59.0	0.0	±1.1
54.0	54.0	0.0	±1.1
49.0	49.0	0.0	±1.1
44.0	44.0	0.0	±1.1
39.0	39.0	0.0	±1.1
34.0	34.0	0.0	±1.1
30.0	29.9	-0.1	±1.1
29.0	28.9	-0.1	±1.1
28.0	28.0	0.0	±1.1
27.0	26.9	-0.1	±1.1
26.0	25.9	-0.1	±1.1
25.0	25.0	0.0	±1.1

Continuation of Calibration Certificate

Cert. No. : ACL22181
Job No. : VC65AC0077
Pages : 7 of 8

8. Level linearity including the level range control

Range	Anticipated Value (dB)	Measured Value (dB)	Deviated Value (dB)	Acceptance Limits (dB)
Auto	94.0	94.0	0.0	±1.1

9. Tone burst response

Time Weighting	Tone burst duration, Tb (ms)	Cycle	Anticipated Value (dB)	Measured Value (dB)	Deviated Value (dB)	Acceptance Limits (dB)
Fast	0.25	1	108.0	107.9	-0.1	1.5 ; -5.0
	2	8	117.0	117.0	0.0	1.0 ; -2.5
	200	800	134.0	134.0	0.0	±1.0
Slow	2	8	108.0	108.0	0.0	1.5 ; -5.0
	200	800	127.6	127.6	0.0	±1.0
SEL	0.25	1	99.0	98.9	-0.1	1.5 ; -5.0
	2	8	108.0	108.0	0.0	1.0 ; -2.5
	200	800	128.0	128.0	0.0	±1.0

10. Peak C sound level

Number of cycle in test signal	Anticipated Value (dB)	Measured Value, Lepeak (dB)	Deviated Value (dB)	Acceptance Limits (dB)
Continuous	133.0	133.0	0.0	-
One	136.4	136.1	-0.3	±3.0

Number of cycle in test signal	Anticipated Value (dB)	Measured Value (dB)	Deviated Value (dB)	Acceptance Limits (dB)
Continuous	133.0	133.0	0.0	-
Positive half cycle	135.4	135.1	-0.3	±2.0
Negative half cycle	135.4	135.1	-0.3	±2.0

QF-TS12-04-04-020664

QF-TS12-04-04-020664

Continuation of Calibration Certificate

Cert. No. : ACL22181
Job No. : VC65AC0077
Pages : 8 of 8

11. Overload indication

Measured value (dB)		Deviated Value (dB)	Acceptance Limits (dB)
Positive one-half cycle	Negative one-half cycle		
89.5	89.6	0.1	±1.5

12. High level stability

Frequency Weighting	SLM Display at initial (dB)	SLM Display at final (dB)	Deviated Value (dB)	Acceptance Limits (dB)
A - weight	137.0	137.0	0.0	±0.3

The reported uncertainty is based on a standard uncertainty multiplied by coverage factor $k = 2$
or any value following calculation, providing a level of confidence of approximately 95 %

End of Calibration Certificate

SITHIPORN ASSOCIATES CO.,LTD.
CALIBRATION LABORATORY451-451/1 Sirinthorn Rd., Bangbunru, Bangplud Bangkok 10700 THAILAND.
Tel:0-2435-8800 Fax:0-2433-1679 e-mail:cal-center@sithiporn.com http://www.sithiporn.comCert. No. : ACL22183
Pages : 1 of 8

Calibration Certificate

Equipment : SOUND LEVEL METER
Manufacturer : RION
Model : NL-42/ Microphone UC-52 / Preamplifier NH-24
Serial No.: 01073423 / 169513 / 73684
ID No.: RYG_FS0386

Condition As Found : GOOD

Customer : ALS LABORATORY GROUP (THAILAND) CO., LTD.
104 PHATTHANAKAN 40, PHATTHANAKAN ROAD,
KHWAENG PHATTHANAKAN, KHET SUAN LUANG,
BANGKOK, 10250 THAILAND.

Location :
Ambient Temperature : (23.0 ± 3) °C
Pressure : (101.3 ± 3) kPa
Relative Humidity : (50.0 ± 20) %

Received Date : 22 AUGUST 2022
Calibration Date : 26-31 AUGUST 2022
Date of Issue : 02 SEPTEMBER 2022

Calibrated by : Nathakorn Pisutpaisan

Approved by :

T. Petchurai
(Thanakul Petchurai)

This certificate is issued in accordance with the requirements of ISO/IEC 17025 standard, may not be reproduced
other than in full, except with the prior written approval of the head of Calibration Laboratory.

QF-TS12-04-04-020664

QF-TS12-04-04-020664

Continuation of Calibration Certificate

Cert. No. : ACL22183
Job No. : VC65AC0077
Pages : 7 of 8

8. Level linearity including the level range control

Range	Anticipated Value (dB)	Measured Value (dB)	Deviated Value (dB)	Acceptance Limits (dB)
Auto	94.0	94.0	0.0	±1.1

9. Tone burst response

Time Weighting	Tone burst duration, Tb (ms)	Cycle	Anticipated Value (dB)	Measured Value (dB)	Deviated Value (dB)	Acceptance Limits (dB)
Fast	0.25	1	108.0	108.0	0.0	1.5 ; -5.0
	2	8	117.0	117.0	0.0	1.0 ; -2.5
	200	800	134.0	134.1	0.1	±1.0
Slow	2	8	108.0	108.0	0.0	1.5 ; -5.0
	200	800	127.6	127.6	0.0	±1.0
SEL	0.25	1	99.0	98.9	-0.1	1.5 ; -5.0
	2	8	108.0	108.0	0.0	1.0 ; -2.5
	200	800	128.0	128.1	0.1	±1.0

10. Peak C sound level

Number of cycle in test signal	Anticipated Value (dB)	Measured Value, L _{peak} (dB)	Deviated Value (dB)	Acceptance Limits (dB)
Continuous	133.0	133.0	0.0	-
One	136.4	135.8	-0.6	±3.0

Number of cycle in test signal	Anticipated Value (dB)	Measured Value (dB)	Deviated Value (dB)	Acceptance Limits (dB)
Continuous	133.0	133.1	0.1	-
Positive half cycle	135.4	135.2	-0.2	±2.0
Negative half cycle	135.4	135.2	-0.2	±2.0

Continuation of Calibration Certificate

Cert. No. : ACL22183
Job No. : VC65AC0077
Pages : 8 of 8

11. Overload indication

Measured value (dB)		Deviated Value (dB)	Acceptance Limits (dB)
Positive one-half cycle	Negative one-half cycle	-0.2	±1.5
89.7	89.5		

12. High level stability

Frequency Weighting	SLM Display at initial (dB)	SLM Display at final (dB)	Deviated Value (dB)	Acceptance Limits (dB)
A - weight	137.0	137.0	0.0	±0.3

The reported uncertainty is based on a standard uncertainty multiplied by coverage factor $k = 2$ or any value following calculation, providing a level of confidence of approximately 95 %

End of Calibration Certificate

QF-TS12-04-04-020664

QF-TS12-04-04-020664

SITHIPORN ASSOCIATES CO.,LTD.
CALIBRATION LABORATORY451-451/1 Sirinthorn Rd., Bangbunru, Bangplud Bangkok 10700 THAILAND.
Tel: 0-2435-8800 Fax: 0-2433-1679 e-mail: cal-center@sithiporn.com http://www.sithiporn.comCert. No. : ACL22234
Pages : 1 of 8

Calibration Certificate

Equipment : SOUND LEVEL METER
Manufacturer : RION
Model : NL-42/ Microphone UC-52 / Preamplifier NH-24
Serial No. : 01073608 / 172153 / 85748
ID No. : RYG_FS0387

Condition As Found : GOOD

Customer : ALS LABORATORY GROUP (THAILAND) CO., LTD.
104 PHATTHANAKAN 40, PHATTHANAKAN ROAD,
KHWAENG PHATTHANAKAN, KHET SUAN LUANG,
BANGKOK, 10250 THAILAND.

Location :
Ambient Temperature : (23.0 ± 3) °C
Pressure : (101.3 ± 3) kPa
Relative Humidity : (50.0 ± 20) %

Received Date : 03 OCTOBER 2022
Calibration Date : 18-19 OCTOBER 2022
Date of Issue : 20 OCTOBER 2022

Calibrated by : Nathakorn Pisutpaisan

Approved by :

T. Petchurai
(Thanakul Petchurai)

This certificate is issued in accordance with the requirements of ISO/IEC 17025 standard, may not be reproduced other than in full, except with the prior written approval of the head of Calibration Laboratory.

Continuation of Calibration Certificate

Cert. No. : ACL22234
Job No. : VC65AC0088
Pages : 2 of 8

Calibration Procedure : CP-AC-01

Calibration Method :

This equipment was calibrated by based on IEC-61672-3 (2013) Standard for sound level meter (SLM).
The SLM had tests to Acoustical and Electrical signal tests of frequency weighting with Anechoic chamber and Reference Standard Instruments.
For tests results of each items were made by observation of each Instruments display and also with SLM's display.

Condition of this result of calibration :

1. Reference Standard Instruments :

Instrument	Model	Serial No.	Cert. No.	Due Date
Waveform Generator	33210A	MY48017076	EF-0007-22	04-Feb-23
Waveform Generator	33511B	MY52302742	EF-0008-22	04-Feb-23
Digital Multimeter	33461A	MY53220104	EEL.BP. 04/0265	09-Feb-23
Digital Multimeter	33461A	MY53220076	EEL.BP. 03/0265	09-Feb-23
Digital Multimeter	34461A	MY60024273	EEL.BP. 05/0265	09-Feb-23
Programmable Attenuator	MAT-1070	62100114	EF-0009-22	07-Feb-23
Condenser Microphone	4180	2977900	AA-1013-22	24-Feb-23
Measuring Amplifier	NA-42KAI	34560495	AA-3005-22	22-Feb-23

2. This result of calibration was found accurate as shown on date and place of calibration for this calibrated item only.

3. This certificate is traceable to the international system of unit maintained at :

3.1 National Institute of Metrology (Thailand).

3.2 Thailand Institute of Scientific and Technological Research (TISTR).

QF-TS12-04-04-020664

QF-TS12-04-04-020664

Continuation of Calibration Certificate

Cert. No. : ACL22234
Job No. : VC65AC0088
Pages : 3 of 8

Summary of Measurement Result :

Parameter	Pass	Fail	Uncertainty (dB)	Maximum-permitted uncertainty of measurement (dB)
1. Absolute sensitivity	✓	-	0.2	N/A
2. Self-generated noise	✓	-	0.2	N/A
3. Acoustical signal tests of frequency weightings				
125 Hz	✓	-	0.3	0.6
1000 Hz	✓	-	0.3	0.6
8000 Hz	✓	-	0.3	0.7
4. Electrical signal tests of frequency weightings				
For 10 Hz to 4 kHz	✓	-	0.3	0.6
For > 4 kHz to 10 kHz	✓	-	0.3	0.7
For > 10 kHz to 20 kHz	-	-	-	1.0
5. Frequency and time weightings at 1 kHz	✓	-	0.2	0.2
6. Long - term stability	✓	-	0.1	0.1
7. Level linearity on the reference level range	✓	-	0.2	0.3
8. Level linearity including the level range control	✓	-	0.2	0.3
9. Tone burst response	✓	-	0.2	0.3
10. Peak C sound level	✓	-	0.2	0.35
11. Overload indication	✓	-	0.2	0.25
12. High level stability	✓	-	0.1	0.1

QF-TS12-04-04-020664

Continuation of Calibration Certificate

Cert. No. : ACL22234
Job No. : VC65AC0088
Pages : 5 of 8

4. Electrical signal tests of frequency weightings

Weighting network response with relative to 1 kHz.

Frequency (Hz)	Deviation from various frequency weighting response curve (dB)			
	Flat	C-weight	A-weight	Acceptance Limits
63	-0.1	-0.1	-0.1	±2.0
125	-0.1	0.0	-0.1	±1.5
250	0.0	0.0	-0.1	±1.5
500	0.0	0.0	-0.1	±1.5
1000	0.0	0.0	0.0	±1.0
2000	0.0	0.0	0.0	±2.0
4000	0.0	0.0	0.0	±3.0
8000	0.0	0.1	0.1	±5.0

5. Frequency and time weightings at 1 kHz

5.1 Frequency weightings at 1 kHz

Frequency Weighting	Measured Value (dB)	Deviated Value (dB)	Acceptance Limits (dB)
A - weight	94.0	0.0	-
C - weight	94.0	0.0	± 0.2
Flat	94.0	0.0	± 0.2

5.2 Time weighting at 1 kHz

Frequency Weighting	Measured Value (dB)	Deviated Value (dB)	Acceptance Limits (dB)
Fast	94.0	0.0	-
Slow	94.0	0.0	± 0.1
Leq	94.0	0.0	± 0.1

6. Long - term stability

Frequency Weighting	SLM Display at initial (dB)	SLM Display at final (dB)	Deviated Value (dB)	Acceptance Limits (dB)
A - weight	94.0	94.0	0.0	± 0.3

QF-TS12-04-04-020664

Continuation of Calibration Certificate

Cert. No. : ACL22234
Job No. : VC65AC0088
Pages : 4 of 8

Result of calibration :

1. Absolute sensitivity

Reference Acoustic Signal (dB)	Measured Value (dB)	Deviation (dB)	Acceptance Limit (dB)
93.9 (93.95)	93.9	0.0	±0.3

2. Self-generated noise

2.1 Normal test

Measured Value (dB)
15.4

2.2 The microphone of the sound level meter was replaced by electrical signal input device.

Frequency Weighting	Measured value (dB)
A - weight	12.0
C - weight	18.1
Flat	23.8

3. Acoustical signal tests of frequency weightings

Meter free-field acoustic response at a level of 84 dB

Frequency (Hz)	Deviation from various frequency weighting response curve (dB)			
	Flat	C-weight	A-weight	Acceptance Limits
125	0.4	0.3	0.4	± 1.5
1000	0.0	0.0	0.0	± 1.0
8000	-1.0	-0.9	-0.9	±5.0

QF-TS12-04-04-020664

Continuation of Calibration Certificate

Cert. No. : ACL22234
Job No. : VC65AC0088
Pages : 6 of 8

7. Level linearity on the reference level range

Anticipated Value (dB)	Measured Value (dB)	Deviated Value (dB)	Acceptance Limits (dB)
137.0	137.0	0.0	± 1.1
136.0	136.0	0.0	± 1.1
135.0	135.0	0.0	± 1.1
134.0	134.0	0.0	± 1.1
133.0	133.0	0.0	± 1.1
132.0	132.0	0.0	± 1.1
131.0	131.0	0.0	± 1.1
129.0	129.0	0.0	± 1.1
124.0	124.0	0.0	± 1.1
119.0	119.0	0.0	± 1.1
114.0	114.0	0.0	± 1.1
109.0	109.0	0.0	± 1.1
104.0	104.0	0.0	± 1.1
99.0	99.0	0.0	± 1.1
94.0	94.0	0.0	± 1.1
89.0	89.0	0.0	± 1.1
84.0	84.1	0.1	± 1.1
79.0	79.0	0.0	± 1.1
74.0	74.1	0.1	± 1.1
69.0	69.0	0.0	± 1.1
64.0	64.0	0.0	± 1.1
59.0	59.1	0.1	± 1.1
54.0	54.0	0.0	± 1.1
49.0	49.0	0.0	± 1.1
44.0	44.0	0.0	± 1.1
39.0	39.0	0.0	± 1.1
34.0	34.0	0.0	± 1.1
30.0	29.9	-0.1	± 1.1
29.0	28.9	-0.1	± 1.1
28.0	27.9	-0.1	± 1.1
27.0	26.9	-0.1	± 1.1
26.0	25.9	-0.1	± 1.1
25.0	24.8	-0.2	± 1.1

QF-TS12-04-04-020664

Continuation of Calibration Certificate

Cert. No. : ACL22234
Job No. : VC65AC0088
Pages : 7 of 8

8. Level linearity including the level range control

Range	Anticipated Value (dB)	Measured Value (dB)	Deviated Value Limits (dB)	Acceptance Limits (dB)
Auto	94.0	94.0	0.0	±1.1

9. Tone burst response

Time Weighting	Tone burst duration, Tb (ms)	Cycle	Anticipated Value (dB)	Measured Value (dB)	Deviated Value Limits (dB)	Acceptance Limits (dB)
Fast	0.25	1	108.0	107.9	-0.1	1.5 ; -5.0
	2	8	117.0	117.0	0.0	1.0 ; -2.5
	200	800	134.0	134.0	0.0	±1.0
Slow	2	8	108.0	108.0	0.0	1.5 ; -5.0
	200	800	127.6	127.6	0.0	±1.0
SEL	0.25	1	99.0	98.9	-0.1	1.5 ; -5.0
	2	8	108.0	108.0	0.0	1.0 ; -2.5
	200	800	128.0	128.1	0.1	±1.0

10. Peak C sound level

Number of cycle in test signal	Anticipated Value (dB)	Measured Value, L _{peak} (dB)	Deviated Value Limits (dB)	Acceptance Limits (dB)
Continuous	133.0	133.0	0.0	-
One	136.4	136.2	-0.2	±3.0

Number of cycle in test signal	Anticipated Value (dB)	Measured Value (dB)	Deviated Value Limits (dB)	Acceptance Limits (dB)
Continuous	133.0	133.0	0.0	-
Positive half cycle	135.4	135.1	-0.3	±2.0
Negative half cycle	135.4	135.1	-0.3	±2.0

QF-TS12-04-04-020664

SITHIPORN ASSOCIATES CO.,LTD.
CALIBRATION LABORATORY451-451/1 Sirinthorn Rd.,Bangbunrum, Bangplud Bangkok 10700 THAILAND.
Tel.0-2435-8800 Fax.0-2433-1679 e-mail:cal-center@sithiporn.com http://www.sithiporn.comCert. No. : ACL22235
Pages : 1 of 8

Calibration Certificate

Equipment : SOUND LEVEL METER
Manufacturer : RION
Model : NL-42/ Microphone UC-52 / Preamplifier NH-24
Serial No.: 01173609 / 172170 / 74021
ID No.: RYG_FS0388

Condition As Found : GOOD

Customer : ALS LABORATORY GROUP (THAILAND) CO., LTD.
104 PHATTHANAKAN 40, PHATTHANAKAN ROAD,
KHWAEANG PHATTHANAKAN, KHET SUAN LUANG,
BANGKOK, 10250 THAILAND.

Location : -
Ambient Temperature : (23.0 ± 3) °C
Pressure : (101.3 ± 3) kPa
Relative Humidity : (50.0 ± 20) %

Received Date : 03 OCTOBER 2022
Calibration Date : 18-19 OCTOBER 2022
Date of Issue : 20 OCTOBER 2022

Calibrated by : Nathakorn Pisutpaisan

Approved by :

T. Petchur
(Thanakul Petchurai)

This certificate is issued in accordance with the requirements of ISO/IEC 17025 standard, may not be reproduced other than in full, except with the prior written approval of the head of Calibration Laboratory.

QF-TS12-04-04-020664

Continuation of Calibration Certificate

Cert. No. : ACL22234
Job No. : VC65AC0088
Pages : 8 of 8

11. Overload indication

Measured value (dB)		Deviated Value (dB)	Acceptance Limits (dB)
Positive one-half cycle	Negative one-half cycle		
119.6	89.7	-29.9	±1.5

12. High level stability

Frequency Weighting	SLM Display at initial (dB)	SLM Display at final (dB)	Deviated Value (dB)	Acceptance Limits (dB)
A - weight	137.0	137.0	0.0	±0.3

The reported uncertainty is based on a standard uncertainty multiplied by coverage factor $k = 2$
or any value following calculation, providing a level of confidence of approximately 95 %

End of Calibration Certificate

QF-TS12-04-04-020664

Continuation of Calibration Certificate

Cert. No. : ACL22235
Job No. : VC65AC0088
Pages : 2 of 8

Calibration Procedure : CP-AC-01

Calibration Method :

This equipment was calibrated by based on IEC-61672-3 (2013) Standard for sound level meter (SLM).
The SLM had tests to Acoustical and Electrical signal tests of frequency weighting with Anechoic chamber and Reference Standard Instruments.
For tests results of each items were made by observation of each Instruments display and also with SLM's display.

Condition of this result of calibration :

1. Reference Standard Instruments :

Instrument	Model	Serial No.	Cert. No.	Due Date
Waveform Generator	33210A	MY48017076	EF-0007-22	04-Feb-23
Waveform Generator	33511B	MY52302742	EF-0008-22	04-Feb-23
Digital Multimeter	33461A	MY53220104	EEL.BP. 04/0265	09-Feb-23
Digital Multimeter	33461A	MY53220076	EEL.BP. 03/0265	09-Feb-23
Digital Multimeter	34461A	MY60024273	EEL.BP. 05/0265	09-Feb-23
Programmable Attenuator	MAT-1070	62100114	EF-0009-22	07-Feb-23
Condenser Microphone	4180	2977900	AA-1013-22	24-Feb-23
Measuring Amplifier	NA-42KAJ	34560495	AA-3005-22	22-Feb-23

2. This result of calibration was found accurate as shown on date and place of calibration for this calibrated item only.

3. This certificate is traceable to the international system of unit maintained at :

3.1 National Institute of Metrology (Thailand).

3.2 Thailand Institute of Scientific and Technological Research (TISTR).

QF-TS12-04-04-020664

Continuation of Calibration Certificate

Cert. No. : ACL22235
Job No. : VC65AC0088
Pages : 3 of 8

Summary of Measurement Result :

Parameter	Pass	Fail	Uncertainty (dB)	Maximum-permitted uncertainty of measurement (dB)
1. Absolute sensitivity	✓	-	0.2	N/A
2. Self-generated noise	✓	-	0.2	N/A
3. Acoustical signal tests of frequency weightings				
125 Hz	✓	-	0.3	0.6
1000 Hz	✓	-	0.3	0.6
8000 Hz	✓	-	0.3	0.7
4. Electrical signal tests of frequency weightings				
For 10 Hz to 4 kHz	✓	-	0.3	0.6
For > 4 kHz to 10 kHz	✓	-	0.3	0.7
For > 10 kHz to 20 kHz	-	-	-	1.0
5. Frequency and time weightings at 1 kHz	✓	-	0.2	0.2
6. Long - term stability	✓	-	0.1	0.1
7. Level linearity on the reference level range	✓	-	0.2	0.3
8. Level linearity including the level range control	✓	-	0.2	0.3
9. Tone burst response	✓	-	0.2	0.3
10. Peak C sound level	✓	-	0.2	0.35
11. Overload indication	✓	-	0.2	0.25
12. High level stability	✓	-	0.1	0.1

Continuation of Calibration Certificate

Cert. No. : ACL22235
Job No. : VC65AC0088
Pages : 4 of 8

Result of calibration :

1. Absolute sensitivity

Reference Acoustic Signal (dB)	Measured Value (dB)	Deviation (dB)	Acceptance Limit (dB)
93.9 (93.95)	93.9	0.0	±0.3

2. Self-generated noise

2.1 Normal test

Measured Value (dB)
15.1

2.2 The microphone of the sound level meter was replaced by electrical signal input device.

Frequency Weighting	Measured value (dB)
A - weight	12.0
C - weight	18.0
Flat	23.7

3. Acoustical signal tests of frequency weightings

Meter free-field acoustic response at a level of 84 dB

Frequency (Hz)	Deviation from various frequency weighting response curve (dB)			
	Flat	C-weight	A-weight	Acceptance Limits
125	0.2	0.2	0.3	± 1.5
1000	0.0	0.0	0.0	± 1.0
8000	-0.6	-0.5	-0.5	±5.0

QF-TS12-04-04-020664

QF-TS12-04-04-020664

Continuation of Calibration Certificate

Cert. No. : ACL22235
Job No. : VC65AC0088
Pages : 5 of 8

4. Electrical signal tests of frequency weightings

Weighting network response with relative to 1 kHz.

Frequency (Hz)	Deviation from various frequency weighting response curve (dB)			
	Flat	C-weight	A-weight	Acceptance Limits
63	-0.1	-0.1	-0.1	±2.0
125	0.0	0.0	0.0	±1.5
250	0.0	0.0	0.0	±1.5
500	0.0	0.0	0.0	±1.5
1000	0.0	0.0	0.0	±1.0
2000	0.0	0.0	0.0	±2.0
4000	0.0	0.0	0.0	±3.0
8000	0.0	0.1	0.1	±5.0

5. Frequency and time weightings at 1 kHz

5.1 Frequency weightings at 1 kHz

Frequency Weighting	Measured Value (dB)	Deviated Value (dB)	Acceptance Limits (dB)
A - weight	94.0	0.0	-
C - weight	94.0	0.0	± 0.2
Flat	94.0	0.0	± 0.2

5.2 Time weighting at 1 kHz

Frequency Weighting	Measured Value (dB)	Deviated Value (dB)	Acceptance Limits (dB)
Fast	94.0	0.0	-
Slow	94.0	0.0	± 0.1
Leq	94.0	0.0	± 0.1

6. Long - term stability

Frequency Weighting	SLM Display at initial (dB)	SLM Display at final (dB)	Deviated Value (dB)	Acceptance Limits (dB)
A - weight	94.0	94.0	0.0	± 0.3

Continuation of Calibration Certificate

Cert. No. : ACL22235
Job No. : VC65AC0088
Pages : 6 of 8

7. Level linearity on the reference level range

Anticipated Value (dB)	Measured Value (dB)	Deviated Value (dB)	Acceptance Limits (dB)
137.0	137.0	0.0	± 1.1
136.0	136.0	0.0	± 1.1
135.0	135.0	0.0	± 1.1
134.0	134.0	0.0	± 1.1
133.0	133.0	0.0	± 1.1
132.0	132.0	0.0	± 1.1
131.0	131.0	0.0	± 1.1
129.0	129.0	0.0	± 1.1
124.0	124.0	0.0	± 1.1
119.0	119.0	0.0	± 1.1
114.0	114.0	0.0	± 1.1
109.0	109.0	0.0	± 1.1
104.0	104.0	0.0	± 1.1
99.0	99.0	0.0	± 1.1
94.0	94.0	0.0	± 1.1
89.0	89.0	0.0	± 1.1
84.0	84.0	0.0	± 1.1
79.0	79.0	0.0	± 1.1
74.0	74.0	0.0	± 1.1
69.0	69.0	0.0	± 1.1
64.0	64.0	0.0	± 1.1
59.0	59.0	0.0	± 1.1
54.0	53.9	-0.1	± 1.1
49.0	49.0	0.0	± 1.1
44.0	44.0	0.0	± 1.1
39.0	38.9	-0.1	± 1.1
34.0	33.9	-0.1	± 1.1
30.0	29.9	-0.1	± 1.1
29.0	28.9	-0.1	± 1.1
28.0	27.9	-0.1	± 1.1
27.0	26.8	-0.2	± 1.1
26.0	25.8	-0.2	± 1.1
25.0	24.8	-0.2	± 1.1

QF-TS12-04-04-020664

QF-TS12-04-04-020664

Continuation of Calibration Certificate

Cert. No. : ACL22235
Job No. : VC65AC0088
Pages : 7 of 8

8. Level linearity including the level range control

Range	Anticipated Value (dB)	Measured Value (dB)	Deviated Value (dB)	Acceptance Limits (dB)
Auto	94.0	94.0	0.0	±1.1

9. Tone burst response

Time Weighting	Tone burst duration, Tb (ms)	Cycle	Anticipated Value (dB)	Measured Value (dB)	Deviated Value (dB)	Acceptance Limits (dB)
Fast	0.25	1	108.0	107.9	-0.1	1.5 ; -5.0
	2	8	117.0	117.0	0.0	1.0 ; -2.5
	200	800	134.0	134.0	0.0	±1.0
Slow	2	8	108.0	108.0	0.0	1.5 ; -5.0
	200	800	127.6	127.6	0.0	±1.0
SEL	0.25	1	99.0	98.9	-0.1	1.5 ; -5.0
	2	8	108.0	108.0	0.0	1.0 ; -2.5
	200	800	128.0	128.0	0.0	±1.0

10. Peak C sound level

Number of cycle in test signal	Anticipated Value (dB)	Measured Value, L _{peak} (dB)	Deviated Value (dB)	Acceptance Limits (dB)
Continuous	133.0	133.0	0.0	-
One	136.4	135.6	-0.8	±3.0

Number of cycle in test signal	Anticipated Value (dB)	Measured Value (dB)	Deviated Value (dB)	Acceptance Limits (dB)
Continuous	133.0	133.0	0.0	-
Positive half cycle	135.4	135.2	-0.2	±2.0
Negative half cycle	135.4	135.2	-0.2	±2.0

Continuation of Calibration Certificate

Cert. No. : ACL22235
Job No. : VC65AC0088
Pages : 8 of 8

11. Overload indication

Measured value (dB)		Deviated Value (dB)	Acceptance Limits (dB)
Positive one-half cycle	Negative one-half cycle		
89.5	89.5	0.0	±1.5

12. High level stability

Frequency Weighting	SLM Display at initial (dB)	SLM Display at final (dB)	Deviated Value (dB)	Acceptance Limits (dB)
A-weight	137.0	137.0	0.0	±0.3

The reported uncertainty is based on a standard uncertainty multiplied by coverage factor $k = 2$ or any value following calculation, providing a level of confidence of approximately 95 %

End of Calibration Certificate

QF-TS12-04-04-020664

QF-TS12-04-04-020664

SITHIPORN ASSOCIATES CO.,LTD.
CALIBRATION LABORATORY451-451/1 Sirinthon Rd, Bangbunru, Bangplud Bangkok 10700 THAILAND.
Tel.0-2435-8800 Fax.0-2433-1679 e-mail:cal-center@sithiporn.com http://www.sithiporn.comCert. No. : ACL22237
Pages : 1 of 8

Calibration Certificate

Equipment : SOUND LEVEL METER
Manufacturer : RION
Model : NL-42/ Microphone UC-52 / Preamplifier NH-24
Serial No.: 01173611 / 172173 / 74023
ID No.: RYG_FS0390

Condition As Found : GOOD

Customer : ALS LABORATORY GROUP (THAILAND) CO., LTD.
104 PHATTHANAKAN 40, PHATTHANAKAN ROAD,
KHWAENG PHATTHANAKAN, KHET SUAN LUANG,
BANGKOK, 10250 THAILAND.

Location :
Ambient Temperature : (23.0 ± 3) °C
Pressure : (101.3 ± 3) kPa
Relative Humidity : (50.0 ± 20) %

Received Date : 03 OCTOBER 2022
Calibration Date : 18-19 OCTOBER 2022
Date of Issue : 20 OCTOBER 2022

Calibrated by : Nathakorn Pisutpaisan

Approved by :

T. Petchur
(Thanakul Petchur)

This certificate is issued in accordance with the requirements of ISO/IEC 17025 standard, may not be reproduced other than in full, except with the prior written approval of the head of Calibration Laboratory.

Continuation of Calibration Certificate

Cert. No. : ACL22237
Job No. : VC65AC0088
Pages : 2 of 8

Calibration Procedure : CP-AC-01

Calibration Method :

This equipment was calibrated by based on IEC-61672-3 (2013) Standard for sound level meter (SLM).
The SLM had tests to Acoustical and Electrical signal tests of frequency weighting with Anechoic chamber and Reference Standard Instruments.
For tests results of each items were made by observation of each Instruments display and also with SLM's display.

Condition of this result of calibration :

1. Reference Standard Instruments :

Instrument	Model	Serial No.	Cert. No.	Due Date
Waveform Generator	33210A	MY48017076	EF-0007-22	04-Feb-23
Waveform Generator	33511B	MY52302742	EF-0008-22	04-Feb-23
Digital Multimeter	33461A	MY53220104	EEL.BP. 04/0265	09-Feb-23
Digital Multimeter	33461A	MY53220076	EEL.BP. 03/0265	09-Feb-23
Digital Multimeter	34461A	MY60024273	EEL.BP. 05/0265	09-Feb-23
Programmable Attenuator	MAT-1070	62100114	EF-0009-22	07-Feb-23
Condenser Microphone	4180	2977900	AA-1013-22	24-Feb-23
Measuring Amplifier	NA-42KAI	34560495	AA-3005-22	22-Feb-23

2. This result of calibration was found accurate as shown on date and place of calibration for this calibrated item only.

3. This certificate is traceable to the international system of unit maintained at :

3.1 National Institute of Metrology (Thailand).

3.2 Thailand Institute of Scientific and Technological Research (TISTR).

QF-TS12-04-04-020664

QF-TS12-04-04-020664

Continuation of Calibration Certificate

Cert. No. : ACL22237
Job No. : VC65AC0088
Pages : 3 of 8

Summary of Measurement Result :

Parameter	Pass	Fail	Uncertainty (dB)	Maximum-permitted uncertainty of measurement (dB)
1. Absolute sensitivity	✓	-	0.2	N/A
2. Self-generated noise	✓	-	0.2	N/A
3. Acoustical signal tests of frequency weightings				
125 Hz	✓	-	0.3	0.6
1000 Hz	✓	-	0.3	0.6
8000 Hz	✓	-	0.3	0.7
4. Electrical signal tests of frequency weightings				
For 10 Hz to 4 kHz	✓	-	0.3	0.6
For > 4 kHz to 10 kHz	✓	-	0.3	0.7
For > 10 kHz to 20 kHz	-	-	-	1.0
5. Frequency and time weightings at 1 kHz	✓	-	0.2	0.2
6. Long - term stability	✓	-	0.1	0.1
7. Level linearity on the reference level range	✓	-	0.2	0.3
8. Level linearity including the level range control	✓	-	0.2	0.3
9. Tone burst response	✓	-	0.2	0.3
10. Peak C sound level	✓	-	0.2	0.35
11. Overload indication	✓	-	0.2	0.25
12. High level stability	✓	-	0.1	0.1

QF-TS12-04-04-020664

Continuation of Calibration Certificate

Cert. No. : ACL22237
Job No. : VC65AC0088
Pages : 4 of 8

Result of calibration :

1. Absolute sensitivity

Reference Acoustic Signal (dB)	Measured Value (dB)	Deviation (dB)	Acceptance Limit (dB)
93.9 (93.95)	93.9	0.0	±0.3

2. Self-generated noise

2.1 Normal test

Measured Value (dB)
15.4

2.2 The microphone of the sound level meter was replaced by electrical signal input device.

Frequency Weighting	Measured value (dB)
A - weight	12.0
C - weight	18.1
Flat	23.9

3. Acoustical signal tests of frequency weightings

Meter free-field acoustic response at a level of 84 dB

Frequency (Hz)	Deviation from various frequency weighting response curve (dB)			
	Flat	C-weight	A-weight	Acceptance Limits
125	0.5	0.4	0.5	± 1.5
1000	0.0	0.0	0.0	± 1.0
8000	-0.2	-0.2	-0.1	±5.0

QF-TS12-04-04-020664

Continuation of Calibration Certificate

Cert. No. : ACL22237
Job No. : VC65AC0088
Pages : 5 of 8

4. Electrical signal tests of frequency weightings

Weighting network response with relative to 1 kHz.

Frequency (Hz)	Deviation from various frequency weighting response curve (dB)			
	Flat	C-weight	A-weight	Acceptance Limits
63	-0.1	0.0	0.0	±2.0
125	0.0	0.0	0.0	±1.5
250	0.0	0.0	0.0	±1.5
500	0.0	0.1	0.0	±1.5
1000	0.0	0.0	0.0	±1.0
2000	0.0	0.1	0.0	±2.0
4000	0.0	0.0	0.0	±3.0
8000	0.0	0.1	0.1	±5.0

5. Frequency and time weightings at 1 kHz

5.1 Frequency weightings at 1 kHz

Frequency Weighting	Measured Value (dB)	Deviated Value (dB)	Acceptance Limits (dB)
A - weight	94.0	0.0	-
C - weight	94.0	0.0	± 0.2
Flat	94.0	0.0	± 0.2

5.2 Time weighting at 1 kHz

Frequency Weighting	Measured Value (dB)	Deviated Value (dB)	Acceptance Limits (dB)
Fast	94.0	0.0	-
Slow	94.0	0.0	± 0.1
Leq	94.0	0.0	± 0.1

6. Long - term stability

Frequency Weighting	SLM Display at initial (dB)	SLM Display at final (dB)	Deviated Value (dB)	Acceptance Limits (dB)
A - weight	94.0	94.0	0.0	± 0.3

Continuation of Calibration Certificate

Cert. No. : ACL22237
Job No. : VC65AC0088
Pages : 6 of 8

7. Level linearity on the reference level range

Anticipated Value (dB)	Measured Value (dB)	Deviated Value (dB)	Acceptance Limits (dB)
137.0	137.0	0.0	± 1.1
136.0	136.0	0.0	± 1.1
135.0	135.0	0.0	± 1.1
134.0	134.0	0.0	± 1.1
133.0	133.0	0.0	± 1.1
132.0	132.0	0.0	± 1.1
131.0	131.0	0.0	± 1.1
129.0	129.0	0.0	± 1.1
124.0	124.0	0.0	± 1.1
119.0	119.0	0.0	± 1.1
114.0	114.0	0.0	± 1.1
109.0	109.0	0.0	± 1.1
104.0	104.0	0.0	± 1.1
99.0	99.0	0.0	± 1.1
94.0	94.0	0.0	± 1.1
89.0	89.0	0.0	± 1.1
84.0	84.0	0.0	± 1.1
79.0	79.0	0.0	± 1.1
74.0	74.0	0.0	± 1.1
69.0	69.0	0.0	± 1.1
64.0	64.0	0.0	± 1.1
59.0	59.0	0.0	± 1.1
54.0	54.0	0.0	± 1.1
49.0	49.0	0.0	± 1.1
44.0	44.0	0.0	± 1.1
39.0	38.9	-0.1	± 1.1
34.0	33.9	-0.1	± 1.1
30.0	29.9	-0.1	± 1.1
29.0	28.9	-0.1	± 1.1
28.0	27.9	-0.1	± 1.1
27.0	26.9	-0.1	± 1.1
26.0	25.9	-0.1	± 1.1
25.0	24.9	-0.1	± 1.1

QF-TS12-04-04-020664

QF-TS12-04-04-020664

Continuation of Calibration Certificate

Cert. No. : ACL22237
Job No. : VC65AC0088
Pages : 7 of 8

8. Level linearity including the level range control

Range	Anticipated Value (dB)	Measured Value (dB)	Deviated Value (dB)	Acceptance Limits (dB)
Auto	94.0	94.0	0.0	±1.1

9. Tone burst response

Time Weighting	Tone burst duration, Tb (ms)	Cycle	Anticipated Value (dB)	Measured Value (dB)	Deviated Value (dB)	Acceptance Limits (dB)
Fast	0.25	1	108.0	107.9	-0.1	1.5 ; -5.0
	2	8	117.0	117.0	0.0	1.0 ; -2.5
	200	800	134.0	134.1	0.1	±1.0
Slow	2	8	108.0	108.0	0.0	1.5 ; -5.0
	200	800	127.6	127.6	0.0	±1.0
SEL	0.25	1	99.0	98.9	-0.1	1.5 ; -5.0
	2	8	108.0	108.0	0.0	1.0 ; -2.5
	200	800	128.0	128.0	0.0	±1.0

10. Peak C sound level

Number of cycle in test signal	Anticipated Value (dB)	Measured Value, L _{peak} (dB)	Deviated Value (dB)	Acceptance Limits (dB)
Continuous	133.0	133.0	0.0	-
One	136.4	135.4	-1.0	±3.0

Number of cycle in test signal	Anticipated Value (dB)	Measured Value (dB)	Deviated Value (dB)	Acceptance Limits (dB)
Continuous	133.0	133.0	0.0	-
Positive half cycle	135.4	135.2	-0.2	±2.0
Negative half cycle	135.4	135.2	-0.2	±2.0

QF-TS12-04-04-020664

SITHIPORN ASSOCIATES CO.,LTD.
CALIBRATION LABORATORY451-451/1 Sirinthorn Rd., Bangbunru, Bangplud Bangkok 10700 THAILAND.
Tel.0-2435-8800 Fax.0-2433-1679 e-mail:cal-center@sithiporn.com http://www.sithiporn.comCert. No. : ACL23078
Pages : 1 of 8

Calibration Certificate

Equipment : SOUND LEVEL METER
Manufacturer : RJON
Model : NL-42/ Microphone UC-52 / Preamplifier NH-24
Serial No.: 00296515 / 179119 / 87526
ID No.: RYG_FS0432

Condition As Found : GOOD

Customer : ALS LABORATORY GROUP (THAILAND) CO., LTD.
104 PHATTHANAKAN 40, PHATTHANAKAN ROAD,
KHWAENG PHATTHANAKAN, KHET SUAN LUANG,
BANGKOK, 10250 THAILAND.

Location : -
Ambient Temperature : (23.0 ± 3) °C
Pressure : (101.3 ± 3) kPa
Relative Humidity : (50.0 ± 20) %

Received Date : 24 JANUARY 2023
Calibration Date : 25-26 JANUARY 2023
Date of Issue : 27 JANUARY 2023

Calibrated by : Nathakorn Pisutpaisan

Approved by :

T. Petchurai
(Thanakul Petchurai)

This certificate is issued in accordance with the requirements of ISO/IEC 17025 standard, may not be reproduced other than in full, except with the prior written approval of the head of Calibration Laboratory.

Continuation of Calibration Certificate

Cert. No. : ACL22237
Job No. : VC65AC0088
Pages : 8 of 8

11. Overload indication

Measured value (dB)		Deviated Value (dB)	Acceptance Limits (dB)
Positive one-half cycle	Negative one-half cycle		
89.6	89.6	0.0	±1.5

12. High level stability

Frequency Weighting	SLM Display at initial (dB)	SLM Display at final (dB)	Deviated Value (dB)	Acceptance Limits (dB)
A - weight	137.0	137.0	0.0	±0.3

The reported uncertainty is based on a standard uncertainty multiplied by coverage factor $k = 2$ or any value following calculation, providing a level of confidence of approximately 95 %

End of Calibration Certificate

QF-TS12-04-04-020664

Continuation of Calibration Certificate

Cert. No. : ACL23078
Job No. : VC66AC0031
Pages : 2 of 8

Calibration Procedure : CP-AC-01

Calibration Method :

This equipment was calibrated by based on IEC-61672-3 (2013) Standard for sound level meter (SLM). The SLM had tests to Acoustical and Electrical signal tests of frequency weighting with Anechoic chamber and Reference Standard Instruments.

For tests results of each items were made by observation of each Instruments display and also with SLM's display.

Condition of this result of calibration :

1. Reference Standard Instruments :

Instrument	Model	Serial No.	Cert. No.	Due Date
Waveform Generator	33210A	MY48017076	EF-0007-22	04-Feb-23
Waveform Generator	33511B	MY52302742	EF-0008-22	04-Feb-23
Digital Multimeter	33461A	MY53220104	EEL.BP. 04/0265	09-Feb-23
Digital Multimeter	33461A	MY53220076	EEL.BP. 03/0265	09-Feb-23
Digital Multimeter	34461A	MY60024273	EEL.BP. 05/0265	09-Feb-23
Programmable Attenuator	MAT-1070	62100114	EF-0009-22	07-Feb-23
Condenser Microphone	4180	2977900	AA-1013-22	24-Feb-23
Measuring Amplifier	NA-42KAI	34560495	AA-3005-22	22-Feb-23

2. This result of calibration was found accurate as shown on date and place of calibration for this calibrated item only.

3. This certificate is traceable to the international system of unit maintained at :

- 3.1 National Institute of Metrology (Thailand).
- 3.2 Thailand Institute of Scientific and Technological Research (TISTR).

QF-TS12-04-04-020664

QF-TS12-04-04-020664

Continuation of Calibration Certificate

Cert. No. : ACL23078
Job No. : VC66AC0031
Pages : 3 of 8

Summary of Measurement Result :

Parameter	Pass	Fail	Uncertainty (dB)	Maximum-permitted uncertainty of measurement (dB)
1. Absolute sensitivity	✓	-	0.2	N/A
2. Self-generated noise	✓	-	0.2	N/A
3. Acoustical signal tests of frequency weightings				
125 Hz	✓	-	0.3	0.6
1000 Hz	✓	-	0.3	0.6
8000 Hz	✓	-	0.3	0.7
4. Electrical signal tests of frequency weightings				
For 10 Hz to 4 kHz	✓	-	0.3	0.6
For > 4 kHz to 10 kHz	✓	-	0.3	0.7
For > 10 kHz to 20 kHz	-	-	-	1.0
5. Frequency and time weightings at 1 kHz	✓	-	0.2	0.2
6. Long - term stability	✓	-	0.1	0.1
7. Level linearity on the reference level range	✓	-	0.2	0.3
8. Level linearity including the level range control	✓	-	0.2	0.3
9. Tone burst response	✓	-	0.2	0.3
10. Peak C sound level	✓	-	0.2	0.35
11. Overload indication	✓	-	0.2	0.25
12. High level stability	✓	-	0.1	0.1

QF-TS12-04-04-020664

T. Petch.

Continuation of Calibration Certificate

Cert. No. : ACL23078
Job No. : VC66AC0031
Pages : 5 of 8

4. Electrical signal tests of frequency weightings

Weighting network response with relative to 1 kHz.

Frequency (Hz)	Deviation from various frequency weighting response curve (dB)			
	Flat	C-weight	A-weight	Acceptance Limits
63	0.0	-0.1	0.0	±2.0
125	0.0	0.1	0.0	±1.5
250	0.0	0.0	0.0	±1.5
500	0.0	0.1	0.0	±1.5
1000	0.0	0.0	0.0	±1.0
2000	0.0	0.1	0.0	±2.0
4000	0.0	0.0	0.0	±3.0
8000	0.0	0.1	0.1	±5.0

5. Frequency and time weightings at 1 kHz

5.1 Frequency weightings at 1 kHz

Frequency Weighting	Measured Value (dB)	Deviated Value (dB)	Acceptance Limits (dB)
A - weight	94.0	0.0	-
C - weight	94.0	0.0	± 0.2
Flat	94.0	0.0	± 0.2

5.2 Time weighting at 1 kHz

Frequency Weighting	Measured Value (dB)	Deviated Value (dB)	Acceptance Limits (dB)
Fast	94.0	0.0	-
Slow	94.0	0.0	± 0.1
Leq	94.0	0.0	± 0.1

6. Long - term stability

Frequency Weighting	SLM Display at initial (dB)	SLM Display at final (dB)	Deviated Value (dB)	Acceptance Limits (dB)
A - weight	94.0	94.0	0.0	± 0.3

QF-TS12-04-04-020664

T. Petch.

Continuation of Calibration Certificate

Cert. No. : ACL23078
Job No. : VC66AC0031
Pages : 4 of 8

Result of calibration :

1. Absolute sensitivity

Reference Acoustic Signal (dB)	Measured Value (dB)	Deviation (dB)	Acceptance Limit (dB)
93.9 (93.95)	93.9	0.0	±0.3

2. Self-generated noise

2.1 Normal test

Measured Value (dB)
14.6

2.2 The microphone of the sound level meter was replaced by electrical signal input device.

Frequency Weighting	Measured value (dB)
A - weight	11.6
C - weight	17.7
Flat	23.4

3. Acoustical signal tests of frequency weightings

Meter free-field acoustic response at a level of 84 dB

Frequency (Hz)	Deviation from various frequency weighting response curve (dB)			Acceptance Limits
	Flat	C-weight	A-weight	
125	0.0	0.0	0.0	± 1.5
1000	-0.1	-0.1	-0.1	± 1.0
8000	-0.4	-0.3	-0.3	±5.0

QF-TS12-04-04-020664

T. Petch.

Continuation of Calibration Certificate

Cert. No. : ACL23078
Job No. : VC66AC0031
Pages : 6 of 8

7. Level linearity on the reference level range

Anticipated Value (dB)	Measured Value (dB)	Deviated Value (dB)	Acceptance Limits (dB)
137.0	137.0	0.0	± 1.1
136.0	136.0	0.0	± 1.1
135.0	135.0	0.0	± 1.1
134.0	134.0	0.0	± 1.1
133.0	133.0	0.0	± 1.1
132.0	132.0	0.0	± 1.1
131.0	131.0	0.0	± 1.1
129.0	129.0	0.0	± 1.1
124.0	124.0	0.0	± 1.1
119.0	119.0	0.0	± 1.1
114.0	114.0	0.0	± 1.1
109.0	109.0	0.0	± 1.1
104.0	104.0	0.0	± 1.1
99.0	99.0	0.0	± 1.1
94.0	94.0	0.0	± 1.1
89.0	89.0	0.0	± 1.1
84.0	84.0	0.0	± 1.1
79.0	79.0	0.0	± 1.1
74.0	74.0	0.0	± 1.1
69.0	69.0	0.0	± 1.1
64.0	64.0	0.0	± 1.1
59.0	59.0	0.0	± 1.1
54.0	54.0	0.0	± 1.1
49.0	49.0	0.0	± 1.1
44.0	44.0	0.0	± 1.1
39.0	39.0	0.0	± 1.1
34.0	33.9	-0.1	± 1.1
30.0	29.9	-0.1	± 1.1
29.0	28.9	-0.1	± 1.1
28.0	28.0	0.0	± 1.1
27.0	27.0	0.0	± 1.1
26.0	25.9	-0.1	± 1.1
25.0	24.9	-0.1	± 1.1

QF-TS12-04-04-020664

T. Petch.

Continuation of Calibration Certificate

Cert. No. : ACL23078
Job No. : VC66AC0031
Pages : 7 of 8

8. Level linearity including the level range control

Range	Anticipated Value (dB)	Measured Value (dB)	Deviated Value (dB)	Acceptance Limits (dB)
Auto	94.0	94.0	0.0	±1.1

9. Tone burst response

Time Weighting	Tone burst duration, Tb (ms)	Cycle	Anticipated Value (dB)	Measured Value (dB)	Deviated Value (dB)	Acceptance Limits (dB)
Fast	0.25	1	108.0	107.9	-0.1	1.5 ; -5.0
	2	8	117.0	117.0	0.0	1.0 ; -2.5
	200	800	134.0	134.1	0.1	±1.0
Slow	2	8	108.0	108.0	0.0	1.5 ; -5.0
	200	800	127.6	127.6	0.0	±1.0
	0.25	1	99.0	98.9	-0.1	1.5 ; -5.0
SEL	2	8	108.0	108.0	0.0	1.0 ; -2.5
	200	800	128.0	128.1	0.1	±1.0

10. Peak C sound level

Number of cycle in test signal	Anticipated Value (dB)	Measured Value, L _{peak} (dB)	Deviated Value (dB)	Acceptance Limits (dB)
Continuous	133.0	133.0	0.0	-
One	136.4	136.2	-0.2	±3.0

Number of cycle in test signal	Anticipated Value (dB)	Measured Value (dB)	Deviated Value (dB)	Acceptance Limits (dB)
Continuous	133.0	133.0	0.0	-
Positive half cycle	135.4	135.2	-0.2	±2.0
Negative half cycle	135.4	135.2	-0.2	±2.0

QF-TS12-04-04-020664

SITHIPORN ASSOCIATES CO.,LTD.
CALIBRATION LABORATORY451-451/1 Sirinthorn Rd.,Bangburum, Bangplud Bangkok 10700 THAILAND.
Tel:0-2435-8800 Fax:0-2433-1679 e-mail:cal-center@sithiporn.com http://www.sithiporn.comCert. No. : ACL23079
Pages : 1 of 8

Calibration Certificate

Equipment : SOUND LEVEL METER
Manufacturer : RION
Model : NL-42/ Microphone UC-52 / Preamplifier NH-24
Serial No.: 00296516 / 180412 / 88182
ID No.: RYG_FS0433

Condition As Found : GOOD

Customer : ALS LABORATORY GROUP (THAILAND) CO., LTD.
104 PHATTHANAKAN 40, PHATTHANAKAN ROAD,
KHWAENG PHATTHANAKAN, KHET SUAN LUANG,
BANGKOK, 10250 THAILAND.

Location : -
Ambient Temperature : (23.0 ± 3) °C
Pressure : (101.3 ± 3) kPa
Relative Humidity : (50.0 ± 20) %

Received Date : 24 JANUARY 2023
Calibration Date : 25-26 JANUARY 2023
Date of Issue : 27 JANUARY 2023

Calibrated by : Nathakorn Pisutpaisan

Approved by :

T. Petchurai
(Thanakul Petchurai)

This certificate is issued in accordance with the requirements of ISO/IEC 17025 standard, may not be reproduced other than in full, except with the prior written approval of the head of Calibration Laboratory.

QF-TS12-04-04-020664

Continuation of Calibration Certificate

Cert. No. : ACL23078
Job No. : VC66AC0031
Pages : 8 of 8

11. Overload indication

Measured value (dB)		Deviated Value (dB)	Acceptance Limits (dB)
Positive one-half cycle	Negative one-half cycle		
89.7	89.6	-0.1	±1.5

12. High level stability

Frequency Weighting	SLM Display at initial (dB)	SLM Display at final (dB)	Deviated Value (dB)	Acceptance Limits (dB)
A - weight	137.0	137.0	0.0	±0.3

The reported uncertainty is based on a standard uncertainty multiplied by coverage factor $k = 2$ or any value following calculation, providing a level of confidence of approximately 95 %

End of Calibration Certificate

QF-TS12-04-04-020664

Continuation of Calibration Certificate

Cert. No. : ACL23079
Job No. : VC66AC0031
Pages : 2 of 8

Calibration Procedure : CP-AC-01

Calibration Method :

This equipment was calibrated by based on IEC-61672-3 (2013) Standard for sound level meter (SLM). The SLM had tests to Acoustical and Electrical signal tests of frequency weighting with Anechoic chamber and Reference Standard Instruments. For tests results of each items were made by observation of each Instruments display and also with SLM's display.

Condition of this result of calibration :

1. Reference Standard Instruments :

Instrument	Model	Serial No.	Cert. No.	Due Date
Waveform Generator	33210A	MY48017076	EF-0007-22	04-Feb-23
Waveform Generator	33511B	MY52302742	EF-0008-22	04-Feb-23
Digital Multimeter	33461A	MY53220104	EEL.BP. 04/0265	09-Feb-23
Digital Multimeter	33461A	MY53220076	EEL.BP. 03/0265	09-Feb-23
Digital Multimeter	34461A	MY60024273	EEL.BP. 05/0265	09-Feb-23
Programmable Attenuator	MAT-1070	62100114	EF-0009-22	07-Feb-23
Condenser Microphone	4180	2977900	AA-1013-22	24-Feb-23
Measuring Amplifier	NA-42KAI	34560495	AA-3005-22	22-Feb-23

2. This result of calibration was found accurate as shown on date and place of calibration for this calibrated item only.

3. This certificate is traceable to the international system of unit maintained at :

3.1 National Institute of Metrology (Thailand).

3.2 Thailand Institute of Scientific and Technological Research (TISTR).

QF-TS12-04-04-020664

Continuation of Calibration Certificate

Cert. No. : ACL23079
Job No. : VC66AC0031
Pages : 3 of 8

Summary of Measurement Result :

Parameter	Pass	Fail	Uncertainty (dB)	Maximum-permitted uncertainty of measurement (dB)
1. Absolute sensitivity	✓	-	0.2	N/A
2. Self-generated noise	✓	-	0.2	N/A
3. Acoustical signal tests of frequency weightings				
125 Hz	✓	-	0.3	0.6
1000 Hz	✓	-	0.3	0.6
8000 Hz	✓	-	0.3	0.7
4. Electrical signal tests of frequency weightings				
For 10 Hz to 4 kHz	✓	-	0.3	0.6
For > 4 kHz to 10 kHz	✓	-	0.3	0.7
For > 10 kHz to 20 kHz	-	-	-	1.0
5. Frequency and time weightings at 1 kHz	✓	-	0.2	0.2
6. Long - term stability	✓	-	0.1	0.1
7. Level linearity on the reference level range	✓	-	0.2	0.3
8. Level linearity including the level range control	✓	-	0.2	0.3
9. Tone burst response	✓	-	0.2	0.3
10. Peak C sound level	✓	-	0.2	0.35
11. Overload indication	✓	-	0.2	0.25
12. High level stability	✓	-	0.1	0.1

QF-TS12-04-04-020664

7. Petch

Continuation of Calibration Certificate

Cert. No. : ACL23079
Job No. : VC66AC0031
Pages : 4 of 8

Result of calibration :

1. Absolute sensitivity

Reference Acoustic Signal (dB)	Measured Value (dB)	Deviation (dB)	Acceptance Limit (dB)
93.9 (93.95)	93.9	-0.0	±0.3

2. Self-generated noise

2.1 Normal test

Measured Value (dB)
14.8

2.2 The microphone of the sound level meter was replaced by electrical signal input device.

Frequency Weighting	Measured value (dB)
A - weight	11.6
C - weight	17.5
Flat	23.3

3. Acoustical signal tests of frequency weightings

Meter free-field acoustic response at a level of 84 dB

Frequency (Hz)	Deviation from various frequency weighting response curve (dB)			
	Flat	C-weight	A-weight	Acceptance Limits
125	0.0	0.1	0.1	± 1.5
1000	-0.1	-0.1	-0.1	± 1.0
8000	0.4	0.5	0.4	±5.0

QF-TS12-04-04-020664

7. Petch

Continuation of Calibration Certificate

Cert. No. : ACL23079
Job No. : VC66AC0031
Pages : 5 of 8

4. Electrical signal tests of frequency weightings

Weighting network response with relative to 1 kHz.

Frequency (Hz)	Deviation from various frequency weighting response curve (dB)			
	Flat	C-weight	A-weight	Acceptance Limits
63	0.0	-0.1	0.0	±2.0
125	0.0	0.0	0.0	±1.5
250	0.0	0.0	0.0	±1.5
500	0.0	0.0	0.0	±1.5
1000	0.0	0.0	0.0	±1.0
2000	0.0	0.0	0.0	±2.0
4000	0.0	0.0	0.0	±3.0
8000	0.0	0.1	0.1	±5.0

5. Frequency and time weightings at 1 kHz

5.1 Frequency weightings at 1 kHz

Frequency Weighting	Measured Value (dB)	Deviated Value (dB)	Acceptance Limits (dB)
A - weight	94.0	0.0	-
C - weight	94.0	0.0	± 0.2
Flat	94.0	0.0	± 0.2

5.2 Time weighting at 1 kHz

Frequency Weighting	Measured Value (dB)	Deviated Value (dB)	Acceptance Limits (dB)
Fast	94.0	0.0	-
Slow	94.0	0.0	± 0.1
Leq	94.0	0.0	± 0.1

6. Long - term stability

Frequency Weighting	SLM Display at initial (dB)	SLM Display at final (dB)	Deviated Value (dB)	Acceptance Limits (dB)
A - weight	94.0	94.0	0.0	± 0.3

QF-TS12-04-04-020664

7. Petch

Continuation of Calibration Certificate

Cert. No. : ACL23079
Job No. : VC66AC0031
Pages : 6 of 8

7. Level linearity on the reference level range

Anticipated Value (dB)	Measured Value (dB)	Deviated Value (dB)	Acceptance Limits (dB)
137.0	137.0	0.0	± 1.1
136.0	136.0	0.0	± 1.1
135.0	135.0	0.0	± 1.1
134.0	134.0	0.0	± 1.1
133.0	133.0	0.0	± 1.1
132.0	132.0	0.0	± 1.1
131.0	131.0	0.0	± 1.1
129.0	129.0	0.0	± 1.1
124.0	124.0	0.0	± 1.1
119.0	119.0	0.0	± 1.1
114.0	114.0	0.0	± 1.1
109.0	109.0	0.0	± 1.1
104.0	104.0	0.0	± 1.1
99.0	99.0	0.0	± 1.1
94.0	94.0	0.0	± 1.1
89.0	89.0	0.0	± 1.1
84.0	84.0	0.0	± 1.1
79.0	79.0	0.0	± 1.1
74.0	74.0	0.0	± 1.1
69.0	69.0	0.0	± 1.1
64.0	64.0	0.0	± 1.1
59.0	59.0	0.0	± 1.1
54.0	54.0	0.0	± 1.1
49.0	49.0	0.0	± 1.1
44.0	44.0	0.0	± 1.1
39.0	38.9	-0.1	± 1.1
34.0	33.9	-0.1	± 1.1
30.0	29.8	-0.2	± 1.1
29.0	28.8	-0.2	± 1.1
28.0	27.8	-0.2	± 1.1
27.0	26.9	-0.1	± 1.1
26.0	25.8	-0.2	± 1.1
25.0	24.8	-0.2	± 1.1

QF-TS12-04-04-020664

7. Petch

Continuation of Calibration Certificate

Cert. No. : ACL23079
Job No. : VC66AC0031
Pages : 7 of 8

8. Level linearity including the level range control

Range	Anticipated Value (dB)	Measured Value (dB)	Deviated Value (dB)	Acceptance Limits (dB)
Auto	94.0	94.0	0.0	±1.1

9. Tone burst response

Time Weighting	Tone burst duration, Tb (ms)	Cycle	Anticipated Value (dB)	Measured Value (dB)	Deviated Value (dB)	Acceptance Limits (dB)
Fast	0.25	1	108.0	107.9	-0.1	1.5 ; -5.0
	2	8	117.0	117.0	0.0	1.0 ; -2.5
	200	800	134.0	134.1	0.1	±1.0
Slow	2	8	108.0	108.0	0.0	1.5 ; -5.0
	200	800	127.6	127.6	0.0	±1.0
	0.25	1	99.0	98.9	-0.1	1.5 ; -5.0
SEL	2	8	108.0	108.0	0.0	1.0 ; -2.5
	200	800	128.0	128.0	0.0	±1.0

10. Peak C sound level

Number of cycle in test signal	Anticipated Value (dB)	Measured Value, L _{peak} (dB)	Deviated Value (dB)	Acceptance Limits (dB)
Continuous	133.0	133.0	0.0	-
One	136.4	136.3	-0.1	±3.0

Number of cycle in test signal	Anticipated Value (dB)	Measured Value (dB)	Deviated Value (dB)	Acceptance Limits (dB)
Continuous	133.0	133.0	0.0	-
Positive half cycle	135.4	135.2	-0.2	±2.0
Negative half cycle	135.4	135.2	-0.2	±2.0

QF-TS12-04-04-020664

T. Petchur

SITHIPORN ASSOCIATES CO.,LTD.
CALIBRATION LABORATORY451-451/1 Sirinthorn Rd, Bangbunru, Bangplud Bangkok 10700 THAILAND.
Tel:0-2435-8800 Fax:0-2433-1679 e-mail:cal-center@sithiporn.com http://www.sithiporn.comCert. No. : ACL22227
Pages : 1 of 8

Calibration Certificate

Equipment : SOUND LEVEL METER
Manufacturer : RION
Model : NL-42A/ Microphone UC-52 / Preamplifier NH-24
Serial No. : 00623388 / 198635 / 26416
ID No. : -

Condition As Found : GOOD

Customer : ALS LABORATORY GROUP (THAILAND) CO., LTD.
104 PHATTHANAKAN 40, PHATTHANAKAN ROAD,
KHWAENG PHATTHANAKAN, KHET SUAN LUANG,
BANGKOK, 10250 THAILAND.

Location : -
Ambient Temperature : (23.0 ± 3) °C
Pressure : (101.3 ± 3) kPa
Relative Humidity : (50.0 ± 20) %

Received Date : 28 SEPTEMBER 2022
Calibration Date : 12-17 OCTOBER 2022
Date of Issue : 18 OCTOBER 2022

Calibrated by : Nathakorn Pisutpaisan

Approved by :

T. Petchur
(Thanakul Petchurai)

This certificate is issued in accordance with the requirements of ISO/IEC 17025 standard, may not be reproduced other than in full, except with the prior written approval of the head of Calibration Laboratory.

Continuation of Calibration Certificate

Cert. No. : ACL23079
Job No. : VC66AC0031
Pages : 8 of 8

11. Overload indication

Measured value (dB)		Deviated Value (dB)	Acceptance Limits (dB)
Positive one-half cycle	Negative one-half cycle		
89.5	89.7	0.2	±1.5

12. High level stability

Frequency Weighting	SLM Display at initial (dB)	SLM Display at final (dB)	Deviated Value (dB)	Acceptance Limits (dB)
A - weight	137.0	137.0	0.0	±0.3

The reported uncertainty is based on a standard uncertainty multiplied by coverage factor $k = 2$ or any value following calculation, providing a level of confidence of approximately 95 %

End of Calibration Certificate

QF-TS12-04-04-020664

T. Petchur

Continuation of Calibration Certificate

Cert. No. : ACL22227
Job No. : VC65AC0086
Pages : 2 of 8

Calibration Procedure : CP-AC-01

Calibration Method :

This equipment was calibrated by based on IEC-61672-3 (2013) Standard for sound level meter (SLM).
The SLM had tests to Acoustical and Electrical signal tests of frequency weighting with Anechoic chamber and Reference Standard Instruments.
For tests results of each items were made by observation of each Instruments display and also with SLM's display.

Condition of this result of calibration :

1. Reference Standard Instruments :

Instrument	Model	Serial No.	Cert. No.	Due Date
Waveform Generator	33210A	MY48017076	EF-0007-22	04-Feb-23
Waveform Generator	33511B	MY52302742	EF-0008-22	04-Feb-23
Digital Multimeter	33461A	MY53220104	EEL-BP. 04/0265	09-Feb-23
Digital Multimeter	33461A	MY53220076	EEL-BP. 03/0265	09-Feb-23
Digital Multimeter	34461A	MY60024273	EEL-BP. 05/0265	09-Feb-23
Programmable Attenuator	MAT-1070	62100114	EF-0009-22	07-Feb-23
Condenser Microphone	4180	2977900	AA-1013-22	24-Feb-23
Measuring Amplifier	NA-42KAI	34560495	AA-3005-22	22-Feb-23

2. This result of calibration was found accurate as shown on date and place of calibration for this calibrated item only.

3. This certificate is traceable to the international system of unit maintained at :

3.1 National Institute of Metrology (Thailand).

3.2 Thailand Institute of Scientific and Technological Research (TISTR).

QF-TS12-04-04-020664

T. Petchur

Continuation of Calibration Certificate

Cert. No. : ACL22227
Job No. : VC65AC0086
Pages : 3 of 8

Summary of Measurement Result :

Parameter	Pass	Fail	Uncertainty (dB)	Maximum-permitted uncertainty of measurement (dB)
1. Absolute sensitivity	✓	-	0.2	N/A
2. Self-generated noise	✓	-	0.2	N/A
3. Acoustical signal tests of frequency weightings				
125 Hz	✓	-	0.3	0.6
1000 Hz	✓	-	0.3	0.6
8000 Hz	✓	-	0.3	0.7
4. Electrical signal tests of frequency weightings				
For 10 Hz to 4 kHz	✓	-	0.3	0.6
For > 4 kHz to 10 kHz	✓	-	0.3	0.7
For > 10 kHz to 20 kHz	-	-	-	1.0
5. Frequency and time weightings at 1 kHz	✓	-	0.2	0.2
6. Long - term stability	✓	-	0.1	0.1
7. Level linearity on the reference level range	✓	-	0.2	0.3
8. Level linearity including the level range control	✓	-	0.2	0.3
9. Tone burst response	✓	-	0.2	0.3
10. Peak C sound level	✓	-	0.2	0.35
11. Overload indication	✓	-	0.2	0.25
12. High level stability	✓	-	0.1	0.1

QF-TS12-04-04-020664

r PL

Continuation of Calibration Certificate

Cert. No. : ACL22227
Job No. : VC65AC0086
Pages : 4 of 8

Result of calibration :

1. Absolute sensitivity

Reference Acoustic Signal (dB)	Measured Value (dB)	Deviation (dB)	Acceptance Limit (dB)
93.9 (93.95)	93.9	0.0	±0.3

2. Self-generated noise

2.1 Normal test

Measured Value (dB)
14.8

2.2 The microphone of the sound level meter was replaced by electrical signal input device.

Frequency Weighting	Measured value (dB)
A - weight	11.6
C - weight	17.4
Flat	23.2

3. Acoustical signal tests of frequency weightings

Meter free-field acoustic response at a level of 84 dB

Frequency (Hz)	Deviation from various frequency weighting response curve (dB)			
	Flat	C-weight	A-weight	Acceptance Limits
125	0.2	0.3	0.3	± 1.5
1000	0.0	0.0	0.0	± 1.0
8000	0.8	0.9	0.9	±5.0

QF-TS12-04-04-020664

r PL

Continuation of Calibration Certificate

Cert. No. : ACL22227
Job No. : VC65AC0086
Pages : 5 of 8

4. Electrical signal tests of frequency weightings

Weighting network response with relative to 1 kHz.

Frequency (Hz)	Deviation from various frequency weighting response curve (dB)			
	Flat	C-weight	A-weight	Acceptance Limits
63	-0.1	-0.1	-0.1	±2.0
125	0.0	0.0	0.0	±1.5
250	0.0	0.0	-0.1	±1.5
500	0.0	0.0	-0.1	±1.5
1000	0.0	0.0	0.0	±1.0
2000	0.0	0.0	0.0	±2.0
4000	0.0	0.0	0.0	±3.0
8000	0.0	0.0	0.0	±5.0

5. Frequency and time weightings at 1 kHz

5.1 Frequency weightings at 1 kHz

Frequency Weighting	Measured Value (dB)	Deviated Value (dB)	Acceptance Limits (dB)
A - weight	94.0	0.0	-
C - weight	93.9	0.0	± 0.2
Flat	94.0	0.0	± 0.2

5.2 Time weighting at 1 kHz

Frequency Weighting	Measured Value (dB)	Deviated Value (dB)	Acceptance Limits (dB)
Fast	94.0	0.0	-
Slow	93.9	0.0	± 0.1
Leq	94.0	0.0	± 0.1

6. Long - term stability

Frequency Weighting	SLM Display at initial (dB)	SLM Display at final (dB)	Deviated Value (dB)	Acceptance Limits (dB)
A - weight	94.0	94.1	0.1	± 0.3

QF-TS12-04-04-020664

r PL

Continuation of Calibration Certificate

Cert. No. : ACL22227
Job No. : VC65AC0086
Pages : 6 of 8

7. Level linearity on the reference level range

Anticipated Value (dB)	Measured Value (dB)	Deviated Value (dB)	Acceptance Limits (dB)
137.0	137.0	0.0	± 1.1
136.0	136.0	0.0	± 1.1
135.0	135.1	0.1	± 1.1
134.0	134.1	0.1	± 1.1
133.0	133.0	0.0	± 1.1
132.0	132.0	0.0	± 1.1
131.0	131.0	0.0	± 1.1
129.0	129.0	0.0	± 1.1
124.0	124.0	0.0	± 1.1
119.0	119.1	0.1	± 1.1
114.0	114.1	0.1	± 1.1
109.0	109.0	0.0	± 1.1
104.0	104.1	0.1	± 1.1
99.0	99.0	0.0	± 1.1
94.0	94.0	0.0	± 1.1
89.0	89.0	0.0	± 1.1
84.0	84.0	0.0	± 1.1
79.0	79.0	0.0	± 1.1
74.0	74.0	0.0	± 1.1
69.0	69.0	0.0	± 1.1
64.0	64.0	0.0	± 1.1
59.0	59.0	0.0	± 1.1
54.0	54.0	0.0	± 1.1
49.0	49.0	0.0	± 1.1
44.0	44.0	0.0	± 1.1
39.0	39.0	0.0	± 1.1
34.0	34.0	0.0	± 1.1
30.0	30.0	0.0	± 1.1
29.0	29.0	0.0	± 1.1
28.0	28.0	0.0	± 1.1
27.0	27.1	0.1	± 1.1
26.0	26.1	0.1	± 1.1
25.0	25.1	0.1	± 1.1

QF-TS12-04-04-020664

r PL

Continuation of Calibration Certificate

Cert. No. : ACL22227
Job No. : VC65AC0086
Pages : 7 of 8

8. Level linearity including the level range control

Range	Anticipated Value (dB)	Measured Value (dB)	Deviated Value (dB)	Acceptance Limits (dB)
Auto	94.0	94.0	0.0	±1.1

9. Tone burst response

Time Weighting	Tone burst duration, Tb (ms)	Cycle	Anticipated Value (dB)	Measured Value (dB)	Deviated Value (dB)	Acceptance Limits (dB)
Fast	0.25	1	108.0	107.9	-0.1	1.5 ; -5.0
	2	8	117.0	116.9	-0.1	1.0 ; -2.5
	200	800	134.0	134.0	0.0	±1.0
Slow	2	8	108.0	108.0	0.0	1.5 ; -5.0
	200	800	127.6	127.6	0.0	±1.0
SEL	0.25	1	99.0	98.8	-0.2	1.5 ; -5.0
	2	8	108.0	107.9	-0.1	1.0 ; -2.5
	200	800	128.0	128.0	0.0	±1.0

10. Peak C sound level

Number of cycle in test signal	Anticipated Value (dB)	Measured Value, Lcpeak (dB)	Deviated Value (dB)	Acceptance Limits (dB)
Continuous	133.0	133.0	0.0	-
One	136.4	136.3	-0.1	±3.0

Number of cycle in test signal	Anticipated Value (dB)	Measured Value (dB)	Deviated Value (dB)	Acceptance Limits (dB)
Continuous	133.0	133.0	0.0	-
Positive half cycle	135.4	135.1	-0.3	±2.0
Negative half cycle	135.4	135.1	-0.3	±2.0

QF-TS12-04-04-020664

SITHIPORN ASSOCIATES CO.,LTD.
CALIBRATION LABORATORY451-451/1 Sirinthorn Rd.,Bangbunmru, Bangplud Bangkok 10700 THAILAND.
Tel:0-2435-8800 Fax:0-2433-1679 e-mail:cal-center@sithiporn.com http://www.sithiporn.comCert. No. : ACL23045
Pages : 1 of 8

Calibration Certificate

Equipment : SOUND LEVEL METER
Manufacturer : RION
Model : NL-42/ Microphone UC-52 / Preamplifier NH-24
Serial No.: 00900074 / 188467 / 01736
ID No.: RYG_FS0495

Condition As Found : GOOD

Customer : ALS I.LABORATORY GROUP (THAILAND) CO., LTD.
104 PHATTHANAKAN 40, PHATTHANAKAN ROAD,
KHWAENG PHATTHANAKAN, KHET SUAN LUANG,
BANGKOK, 10250 THAILAND.

Location :
Ambient Temperature : (23.0 ± 3) °C
Pressure : (101.3 ± 3) kPa
Relative Humidity : (50.0 ± 20) %

Received Date : 06 JANUARY 2023
Calibration Date : 13-18 JANUARY 2023
Date of Issue : 19 JANUARY 2023

Calibrated by : Nathakorn Pisutpaisan

Approved by :

T. Petchurai
(Thanakul Petchurai)

This certificate is issued in accordance with the requirements of ISO/IEC 17025 standard, may not be reproduced other than in full, except with the prior written approval of the head of Calibration Laboratory.

Continuation of Calibration Certificate

Cert. No. : ACL22227
Job No. : VC65AC0086
Pages : 8 of 8

11. Overload indication

Measured value (dB)		Deviated Value (dB)	Acceptance Limits (dB)
Positive one-half cycle	Negative one-half cycle		
89.6	89.5	-0.1	±1.5

12. High level stability

Frequency Weighting	SLM Display at initial (dB)	SLM Display at final (dB)	Deviated Value (dB)	Acceptance Limits (dB)
A - weight	137.0	137.0	0.0	±0.3

The reported uncertainty is based on a standard uncertainty multiplied by coverage factor $k = 2$
or any value following calculation, providing a level of confidence of approximately 95 %

End of Calibration Certificate

QF-TS12-04-04-020664

Continuation of Calibration Certificate

Cert. No. : ACL23045
Job No. : VC66AC0024
Pages : 2 of 8

Calibration Procedure : CP-AC-01

Calibration Method :

This equipment was calibrated by based on IEC-61672-3 (2013) Standard for sound level meter (SLM).
The SLM had tests to Acoustical and Electrical signal tests of frequency weighting with Anechoic chamber and Reference Standard Instruments.
For tests results of each items were made by observation of each Instruments display and also with SLM's display.

Condition of this result of calibration :

1. Reference Standard Instruments :

Instrument	Model	Serial No.	Cert. No.	Due Date
Waveform Generator	33210A	MY48017076	EF-0007-22	04-Feb-23
Waveform Generator	33511B	MY52302742	EF-0008-22	04-Feb-23
Digital Multimeter	33461A	MY53220104	EEL.BP. 04/0265	09-Feb-23
Digital Multimeter	33461A	MY53220076	EEL.BP. 03/0265	09-Feb-23
Digital Multimeter	34461A	MY60024273	EEL.BP. 05/0265	09-Feb-23
Programmable Attenuator	MAT-1070	62100114	EF-0009-22	07-Feb-23
Condenser Microphone	4180	2977900	AA-1013-22	24-Feb-23
Measuring Amplifier	NA-42KAI	34560495	AA-3005-22	22-Feb-23

2. This result of calibration was found accurate as shown on date and place of calibration for this calibrated item only.

3. This certificate is traceable to the international system of unit maintained at :

3.1 National Institute of Metrology (Thailand).

3.2 Thailand Institute of Scientific and Technological Research (TISTR).

QF-TS12-04-04-020664

QF-TS12-04-04-020664

Continuation of Calibration Certificate

Cert. No. : ACL23045
Job No. : VC66AC0024
Pages : 3 of 8

Summary of Measurement Result :

Parameter	Pass	Fail	Uncertainty (dB)	Maximum-permitted uncertainty of measurement (dB)
1. Absolute sensitivity	✓	-	0.2	N/A
2. Self-generated noise	✓	-	0.2	N/A
3. Acoustical signal tests of frequency weightings				
125 Hz	✓	-	0.3	0.6
1000 Hz	✓	-	0.3	0.6
8000 Hz	✓	-	0.3	0.7
4. Electrical signal tests of frequency weightings				
For 10 Hz to 4 kHz	✓	-	0.3	0.6
For > 4 kHz to 10 kHz	✓	-	0.3	0.7
For > 10 kHz to 20 kHz	-	-	-	1.0
5. Frequency and time weightings at 1 kHz	✓	-	0.2	0.2
6. Long - term stability	✓	-	0.1	0.1
7. Level linearity on the reference level range	✓	-	0.2	0.3
8. Level linearity including the level range control	✓	-	0.2	0.3
9. Tone burst response	✓	-	0.2	0.3
10. Peak C sound level	✓	-	0.2	0.35
11. Overload indication	✓	-	0.2	0.25
12. High level stability	✓	-	0.1	0.1

QF-TS12-04-04-020664

Continuation of Calibration Certificate

Cert. No. : ACL23045
Job No. : VC66AC0024
Pages : 4 of 8

Result of calibration :

1. Absolute sensitivity

Reference Acoustic Signal (dB)	Measured Value (dB)	Deviation (dB)	Acceptance Limit (dB)
93.9 (93.95)	93.9	0.0	±0.3

2. Self-generated noise

2.1 Normal test

Measured Value (dB)
14.8

2.2 The microphone of the sound level meter was replaced by electrical signal input device.

Frequency Weighting	Measured value (dB)
A - weight	9.9
C - weight	16.8
Flat	22.8

3. Acoustical signal tests of frequency weightings

Meter free-field acoustic response at a level of 84 dB

Frequency (Hz)	Deviation from various frequency weighting response curve (dB)			
	Flat	C-weight	A-weight	Acceptance Limits
125	0.4	0.4	0.4	± 1.5
1000	0.1	0.1	0.1	± 1.0
8000	-2.0	-1.9	-1.9	±5.0

QF-TS12-04-04-020664

Continuation of Calibration Certificate

Cert. No. : ACL23045
Job No. : VC66AC0024
Pages : 5 of 8

4. Electrical signal tests of frequency weightings

Weighting network response with relative to 1 kHz.

Frequency (Hz)	Deviation from various frequency weighting response curve (dB)			
	Flat	C-weight	A-weight	Acceptance Limits
63	-0.1	-0.1	-0.1	±2.0
125	0.0	0.0	0.0	±1.5
250	0.0	-0.1	-0.1	±1.5
500	0.0	0.0	-0.1	±1.5
1000	0.0	0.0	0.0	±1.0
2000	0.0	0.0	0.0	±2.0
4000	0.0	0.0	0.0	±3.0
8000	0.0	0.0	0.0	±5.0

5. Frequency and time weightings at 1 kHz

5.1 Frequency weightings at 1 kHz

Frequency Weighting	Measured Value (dB)	Deviated Value (dB)	Acceptance Limits (dB)
A - weight	94.0	0.0	-
C - weight	94.0	0.0	± 0.2
Flat	94.0	0.0	± 0.2

5.2 Time weighting at 1 kHz

Frequency Weighting	Measured Value (dB)	Deviated Value (dB)	Acceptance Limits (dB)
Fast	94.0	0.0	-
Slow	94.0	0.0	± 0.1
Leq	94.0	0.0	± 0.1

6. Long - term stability

Frequency Weighting	SLM Display at initial (dB)	SLM Display at final (dB)	Deviated Value (dB)	Acceptance Limits (dB)
A - weight	94.0	94.0	0.0	± 0.3

QF-TS12-04-04-020664

Continuation of Calibration Certificate

Cert. No. : ACL23045
Job No. : VC66AC0024
Pages : 6 of 8

7. Level linearity on the reference level range

Anticipated Value (dB)	Measured Value (dB)	Deviated Value (dB)	Acceptance Limits (dB)
137.0	137.1	0.1	± 1.1
136.0	136.1	0.1	± 1.1
135.0	135.1	0.1	± 1.1
134.0	134.1	0.1	± 1.1
133.0	133.0	0.0	± 1.1
132.0	132.0	0.0	± 1.1
131.0	131.0	0.0	± 1.1
129.0	129.1	0.1	± 1.1
124.0	124.0	0.0	± 1.1
119.0	119.1	0.1	± 1.1
114.0	114.1	0.1	± 1.1
109.0	109.1	0.1	± 1.1
104.0	104.1	0.1	± 1.1
99.0	99.1	0.1	± 1.1
94.0	94.0	0.0	± 1.1
89.0	89.0	0.0	± 1.1
84.0	84.0	0.0	± 1.1
79.0	79.0	0.0	± 1.1
74.0	74.0	0.0	± 1.1
69.0	69.0	0.0	± 1.1
64.0	64.0	0.0	± 1.1
59.0	59.0	0.0	± 1.1
54.0	54.0	0.0	± 1.1
49.0	49.0	0.0	± 1.1
44.0	44.0	0.0	± 1.1
39.0	39.0	0.0	± 1.1
34.0	34.0	0.0	± 1.1
30.0	30.0	0.0	± 1.1
29.0	28.9	-0.1	± 1.1
28.0	27.9	-0.1	± 1.1
27.0	26.9	-0.1	± 1.1
26.0	25.9	-0.1	± 1.1
25.0	24.8	-0.2	± 1.1

QF-TS12-04-04-020664

Continuation of Calibration Certificate

Cert. No. : ACL23045
Job No. : VC66AC0024
Pages : 7 of 8

8. Level linearity including the level range control

Range	Anticipated Value (dB)	Measured Value (dB)	Deviated Value (dB)	Acceptance Limits (dB)
Auto	94.0	94.0	0.0	±1.1

9. Tone burst response

Time Weighting	Tone burst duration, Tb (ms)	Cycle	Anticipated Value (dB)	Measured Value (dB)	Deviated Value (dB)	Acceptance Limits (dB)
Fast	0.25	1	108.0	107.9	-0.1	1.5 ; -5.0
	2	8	117.0	117.0	0.0	1.0 ; -2.5
	200	800	134.0	134.0	0.0	±1.0
Slow	2	8	108.0	108.0	0.0	1.5 ; -5.0
	200	800	127.6	127.6	0.0	±1.0
SEL	0.25	1	99.0	98.9	-0.1	1.5 ; -5.0
	2	8	108.0	108.0	0.0	1.0 ; -2.5
	200	800	128.0	128.0	0.0	±1.0

10. Peak C sound level

Number of cycle in test signal	Anticipated Value (dB)	Measured Value, L _{peak} (dB)	Deviated Value (dB)	Acceptance Limits (dB)
Continuous	133.0	133.0	0.0	-
One	136.4	136.4	0.0	±3.0

Number of cycle in test signal	Anticipated Value (dB)	Measured Value (dB)	Deviated Value (dB)	Acceptance Limits (dB)
Continuous	133.0	133.0	0.0	-
Positive half cycle	135.4	135.1	-0.3	±2.0
Negative half cycle	135.4	135.1	-0.3	±2.0

QF-TS12-04-04-020664

SITHIPORN ASSOCIATES CO., LTD.
CALIBRATION LABORATORY451-451/1 Sirinthorn Rd, Bangbunru, Bangplud Bangkok 10700 THAILAND.
Tel:0-2435-8800 Fax:0-2433-1679 e-mail:center@sithiporn.com http://www.sithiporn.comCert. No. : ACL22228
Pages : 1 of 8

Calibration Certificate

Equipment : SOUND LEVEL METER
Manufacturer : RION
Model : NL-42A / Microphone UC-52 / Preamplifier NH-24
Serial No. : 00623389 / 198636 / 26417
ID No. : -

Condition As Found : GOOD

Customer : ALS LABORATORY GROUP (THAILAND) CO., LTD.
104 PHATTHANAKAN 40, PHATTHANAKAN ROAD,
KHWAENG PHATTHANAKAN, KHET SUAN LUANG,
BANGKOK, 10250 THAILAND.

Location : -
Ambient Temperature : (23.0 ± 3) °C
Pressure : (101.3 ± 3) kPa
Relative Humidity : (50.0 ± 20) %

Received Date : 28 SEPTEMBER 2022
Calibration Date : 12-17 OCTOBER 2022
Date of Issue : 18 OCTOBER 2022

Calibrated by : Nathakorn Pisutpaisan

Approved by :

T. Petchurai
(Thanakul Petchurai)

This certificate is issued in accordance with the requirements of ISO/IEC 17025 standard, may not be reproduced other than in full, except with the prior written approval of the head of Calibration Laboratory.

Continuation of Calibration Certificate

Cert. No. : ACL23045
Job No. : VC66AC0024
Pages : 8 of 8

11. Overload indication

Measured value (dB)		Deviated Value (dB)	Acceptance Limits (dB)
Positive one-half cycle	Negative one-half cycle		
89.6	89.5	-0.1	±1.5

12. High level stability

Frequency Weighting	SLM Display at initial (dB)	SLM Display at final (dB)	Deviated Value (dB)	Acceptance Limits (dB)
A - weight	137.0	137.0	0.0	±0.3

The reported uncertainty is based on a standard uncertainty multiplied by coverage factor $k = 2$
or any value following calculation, providing a level of confidence of approximately 95 %

End of Calibration Certificate

QF-TS12-04-04-020664

Continuation of Calibration Certificate

Cert. No. : ACL22228
Job No. : VC65AC0086
Pages : 2 of 8

Calibration Procedure : CP-AC-01

Calibration Method :

This equipment was calibrated by based on IEC-61672-3 (2013) Standard for sound level meter (SLM).
The SLM had tests to Acoustical and Electrical signal tests of frequency weighting with Anechoic chamber and Reference Standard Instruments.

For tests results of each items were made by observation of each Instruments display and also with SLM's display.

Condition of this result of calibration :

1. Reference Standard Instruments :

Instrument	Model	Serial No.	Cert. No.	Due Date
Waveform Generator	33210A	MY48017076	EF-0007-22	04-Feb-23
Waveform Generator	33511B	MY52302742	EF-0008-22	04-Feb-23
Digital Multimeter	33461A	MY53220104	EEL.BP. 04/0265	09-Feb-23
Digital Multimeter	33461A	MY53220076	EEL.BP. 03/0265	09-Feb-23
Digital Multimeter	34461A	MY60024273	EEL.BP. 05/0265	09-Feb-23
Programmable Attenuator	MAT-1070	62100114	EF-0009-22	07-Feb-23
Condenser Microphone	4180	2977900	AA-1013-22	24-Feb-23
Measuring Amplifier	NA-42KAI	34560495	AA-3005-22	22-Feb-23

2. This result of calibration was found accurate as shown on date and place of calibration for this calibrated item only.

3. This certificate is traceable to the international system of unit maintained at :

- 3.1 National Institute of Metrology (Thailand).
- 3.2 Thailand Institute of Scientific and Technological Research (TISTR).

QF-TS12-04-04-020664

QF-TS12-04-04-020664

Continuation of Calibration Certificate

Cert. No. : ACL22228
Job No. : VC65AC0086
Pages : 3 of 8

Summary of Measurement Result :

Parameter	Pass	Fail	Uncertainty (dB)	Maximum-permitted uncertainty of measurement (dB)
1. Absolute sensitivity	✓	-	0.2	N/A
2. Self-generated noise	✓	-	0.2	N/A
3. Acoustical signal tests of frequency weightings				
125 Hz	✓	-	0.3	0.6
1000 Hz	✓	-	0.3	0.6
8000 Hz	✓	-	0.3	0.7
4. Electrical signal tests of frequency weightings				
For 10 Hz to 4 kHz	✓	-	0.3	0.6
For > 4 kHz to 10 kHz	✓	-	0.3	0.7
For > 10 kHz to 20 kHz	-	-	-	1.0
5. Frequency and time weightings at 1 kHz	✓	-	0.2	0.2
6. Long - term stability	✓	-	0.1	0.1
7. Level linearity on the reference level range	✓	-	0.2	0.3
8. Level linearity including the level range control	✓	-	0.2	0.3
9. Tone burst response	✓	-	0.2	0.3
10. Peak C sound level	✓	-	0.2	0.35
11. Overload indication	✓	-	0.2	0.25
12. High level stability	✓	-	0.1	0.1

QF-TS12-04-04-020664

T. Petch.

Continuation of Calibration Certificate

Cert. No. : ACL22228
Job No. : VC65AC0086
Pages : 4 of 8

Result of calibration :

1. Absolute sensitivity

Reference Acoustic Signal (dB)	Measured Value (dB)	Deviation (dB)	Acceptance Limit (dB)
93.9 (93.95)	93.9	0.0	±0.3

2. Self-generated noise

2.1 Normal test

Measured Value (dB)
14.2

2.2 The microphone of the sound level meter was replaced by electrical signal input device.

Frequency Weighting	Measured value (dB)
A - weight	9.9
C - weight	16.5
Flat	22.2

3. Acoustical signal tests of frequency weightings

Meter free-field acoustic response at a level of 84 dB

Frequency (Hz)	Deviation from various frequency weighting response curve (dB)			
	Flat	C-weight	A-weight	Acceptance Limits
125	0.2	0.2	0.2	± 1.5
1000	0.0	0.0	0.0	± 1.0
8000	1.0	1.1	1.1	±5.0

QF-TS12-04-04-020664

T. Petch.

Continuation of Calibration Certificate

Cert. No. : ACL22228
Job No. : VC65AC0086
Pages : 5 of 8

4. Electrical signal tests of frequency weightings

Weighting network response with relative to 1 kHz.

Frequency (Hz)	Deviation from various frequency weighting response curve (dB)			
	Flat	C-weight	A-weight	Acceptance Limits
63	0.0	-0.1	-0.1	±2.0
125	0.0	0.0	0.0	±1.5
250	0.0	0.0	0.0	±1.5
500	0.0	0.0	0.0	±1.5
1000	0.0	0.0	0.0	±1.0
2000	0.0	0.0	0.0	±2.0
4000	0.0	0.0	0.0	±3.0
8000	0.0	0.1	0.1	±5.0

5. Frequency and time weightings at 1 kHz

5.1 Frequency weightings at 1 kHz

Frequency Weighting	Measured Value (dB)	Deviated Value (dB)	Acceptance Limits (dB)
A - weight	94.0	0.0	-
C - weight	94.0	0.0	± 0.2
Flat	94.0	0.0	± 0.2

5.2 Time weighting at 1 kHz

Frequency Weighting	Measured Value (dB)	Deviated Value (dB)	Acceptance Limits (dB)
Fast	94.0	0.0	-
Slow	94.0	0.0	± 0.1
Leq	94.0	0.0	± 0.1

6. Long - term stability

Frequency Weighting	SLM Display at initial (dB)	SLM Display at final (dB)	Deviated Value (dB)	Acceptance Limits (dB)
A - weight	94.0	94.0	0.0	± 0.3

QF-TS12-04-04-020664

T. Petch.

Continuation of Calibration Certificate

Cert. No. : ACL22228
Job No. : VC65AC0086
Pages : 6 of 8

7. Level linearity on the reference level range

Anticipated Value (dB)	Measured Value (dB)	Deviated Value (dB)	Acceptance Limits (dB)
137.0	137.0	0.0	± 1.1
136.0	136.0	0.0	± 1.1
135.0	135.0	0.0	± 1.1
134.0	134.0	0.0	± 1.1
133.0	133.0	0.0	± 1.1
132.0	132.0	0.0	± 1.1
131.0	131.0	0.0	± 1.1
129.0	129.0	0.0	± 1.1
124.0	124.0	0.0	± 1.1
119.0	119.0	0.0	± 1.1
114.0	114.0	0.0	± 1.1
109.0	109.0	0.0	± 1.1
104.0	104.0	0.0	± 1.1
99.0	99.0	0.0	± 1.1
94.0	94.0	0.0	± 1.1
89.0	89.1	0.1	± 1.1
84.0	84.1	0.1	± 1.1
79.0	79.0	0.0	± 1.1
74.0	74.1	0.1	± 1.1
69.0	69.1	0.1	± 1.1
64.0	64.0	0.0	± 1.1
59.0	59.1	0.1	± 1.1
54.0	54.0	0.0	± 1.1
49.0	49.0	0.0	± 1.1
44.0	44.0	0.0	± 1.1
39.0	39.0	0.0	± 1.1
34.0	34.0	0.0	± 1.1
30.0	30.1	0.1	± 1.1
29.0	29.1	0.1	± 1.1
28.0	28.0	0.0	± 1.1
27.0	27.0	0.0	± 1.1
26.0	26.1	0.1	± 1.1
25.0	25.1	0.1	± 1.1

QF-TS12-04-04-020664

T. Petch.

Continuation of Calibration Certificate

Cert. No. : ACL22228
Job No. : VC65AC0086
Pages : 7 of 8

8. Level linearity including the level range control

Range	Anticipated Value (dB)	Measured Value (dB)	Deviated Value (dB)	Acceptance Limits (dB)
Auto	94.0	94.0	0.0	±1.1

9. Tone burst response

Time Weighting	Tone burst duration, Tb (ms)	Cycle	Anticipated Value (dB)	Measured Value (dB)	Deviated Value (dB)	Acceptance Limits (dB)
Fast	0.25	1	108.0	107.9	-0.1	1.5; -5.0
	2	8	117.0	117.0	0.0	1.0; -2.5
	200	800	134.0	134.0	0.0	±1.0
Slow	2	8	108.0	108.0	0.0	1.5; -5.0
	200	800	127.6	127.6	0.0	±1.0
SEL	0.25	1	99.0	98.9	-0.1	1.5; -5.0
	2	8	108.0	108.0	0.0	1.0; -2.5
	200	800	128.0	128.0	0.0	±1.0

10. Peak C sound level

Number of cycle in test signal	Anticipated Value (dB)	Measured Value, L _{peak} (dB)	Deviated Value (dB)	Acceptance Limits (dB)
Continuous	133.0	133.0	0.0	-
One	136.4	135.8	-0.6	±3.0

Number of cycle in test signal	Anticipated Value (dB)	Measured Value (dB)	Deviated Value (dB)	Acceptance Limits (dB)
Continuous	133.0	133.0	0.0	-
Positive half cycle	135.4	135.2	-0.2	±2.0
Negative half cycle	135.4	135.2	-0.2	±2.0

QF-TS12-04-04-020664

SITHIPORN ASSOCIATES CO.,LTD.
CALIBRATION LABORATORY451-451/1 Sirinthorn Rd., Bangburum, Bangplud Bangkok 10700 THAILAND.
Tel:0-2435-8800 Fax:0-2433-1679 e-mail:cal-center@sithiporn.com http://www.sithiporn.comCert. No. : ACL23042
Pages : 1 of 8

Calibration Certificate

Equipment : SOUND LEVEL METER
Manufacturer : RION
Model : NL-42/ Microphone UC-52 / Preamplifier NH-24
Serial No.: 00900071 / 188464 / 01733
ID No.: RYG_FS0492

Condition As Found : GOOD

Customer : ALS LABORATORY GROUP (THAILAND) CO., LTD.
104 PHATTHANAKAN 40, PHATTHANAKAN ROAD,
KHWAENG PHATTHANAKAN, KHET SUAN LUANG,
BANGKOK, 10250 THAILAND.

Location :
Ambient Temperature : (23.0 ± 3) °C
Pressure : (101.3 ± 3) kPa
Relative Humidity : (50.0 ± 20) %

Received Date : 06 JANUARY 2023
Calibration Date : 13-18 JANUARY 2023
Date of Issue : 19 JANUARY 2023

Calibrated by : Nathakorn Pisutpaisan

Approved by :

(Thanakul Petchurai)

This certificate is issued in accordance with the requirements of ISO/IEC 17025 standard, may not be reproduced other than in full, except with the prior written approval of the head of Calibration Laboratory.

QF-TS12-04-04-020664

Continuation of Calibration Certificate

Cert. No. : ACL22228
Job No. : VC65AC0086
Pages : 8 of 8

11. Overload indication

Measured value (dB)		Deviated Value (dB)	Acceptance Limits (dB)
Positive one-half cycle	Negative one-half cycle		
89.5	89.6	0.1	±1.5

12. High level stability

Frequency Weighting	SLM Display at initial (dB)	SLM Display at final (dB)	Deviated Value (dB)	Acceptance Limits (dB)
A - weight	137.0	137.0	0.0	±0.3

The reported uncertainty is based on a standard uncertainty multiplied by coverage factor $k = 2$ or any value following calculation, providing a level of confidence of approximately 95 %

End of Calibration Certificate

QF-TS12-04-04-020664

SITHIPORN, SITHIPORN ASSOCIATES CO.,LTD.
associates CALIBRATION LABORATORY

Continuation of Calibration Certificate

Cert. No. : ACL23042
Job No. : VC66AC0024
Pages : 2 of 8

Calibration Procedure : CP-AC-01

Calibration Method :

This equipment was calibrated by based on IEC-61672-3 (2013) Standard for sound level meter (SLM).
The SLM had tests to Acoustical and Electrical signal tests of frequency weighting with Anechoic chamber and Reference Standard Instruments.
For tests results of each items were made by observation of each Instruments display and also with SLM's display.

Condition of this result of calibration :

1. Reference Standard Instruments :

Instrument	Model	Serial No.	Cert. No.	Due Date
Waveform Generator	33210A	MY48017076	EF-0007-22	04-Feb-23
Waveform Generator	33511B	MY52302742	EF-0008-22	04-Feb-23
Digital Multimeter	33461A	MY53220104	EEL.BP. 04/0265	09-Feb-23
Digital Multimeter	33461A	MY53220076	EEL.BP. 03/0265	09-Feb-23
Digital Multimeter	34461A	MY60024273	EEL.BP. 05/0265	09-Feb-23
Programmable Attenuator	MAT-1070	62100114	EF-0009-22	07-Feb-23
Condenser Microphone	4180	2977900	AA-1013-22	24-Feb-23
Measuring Amplifier	NA-42KA1	34560495	AA-3005-22	22-Feb-23

2. This result of calibration was found accurate as shown on date and place of calibration for this calibrated item only.

3. This certificate is traceable to the international system of unit maintained at :

3.1 National Institute of Metrology (Thailand).

3.2 Thailand Institute of Scientific and Technological Research (TISTR).

QF-TS12-04-04-020664

Continuation of Calibration Certificate

Cert. No. : ACL23042
Job No. : VC66AC0024
Pages : 3 of 8

Summary of Measurement Result :

Parameter	Pass	Fail	Uncertainty (dB)	Maximum-permitted uncertainty of measurement (dB)
1. Absolute sensitivity	✓	-	0.2	N/A
2. Self-generated noise	✓	-	0.2	N/A
3. Acoustical signal tests of frequency weightings				
125 Hz	✓	-	0.3	0.6
1000 Hz	✓	-	0.3	0.6
8000 Hz	✓	-	0.3	0.7
4. Electrical signal tests of frequency weightings				
For 10 Hz to 4 kHz	✓	-	0.3	0.6
For > 4 kHz to 10 kHz	✓	-	0.3	0.7
For > 10 kHz to 20 kHz	-	-	-	1.0
5. Frequency and time weightings at 1 kHz	✓	-	0.2	0.2
6. Long - term stability	✓	-	0.1	0.1
7. Level linearity on the reference level range	✓	-	0.2	0.3
8. Level linearity including the level range control	✓	-	0.2	0.3
9. Tone burst response	✓	-	0.2	0.3
10. Peak C sound level	✓	-	0.2	0.35
11. Overload indication	✓	-	0.2	0.25
12. High level stability	✓	-	0.1	0.1

QF-TS12-04-04-020664

Continuation of Calibration Certificate

Cert. No. : ACL23042
Job No. : VC66AC0024
Pages : 4 of 8

Result of calibration :

1. Absolute sensitivity

Reference Acoustic Signal (dB)	Measured Value (dB)	Deviation (dB)	Acceptance Limit (dB)
93.9 (93.95)	93.9	0.0	±0.3

2. Self-generated noise

2.1 Normal test

Measured Value (dB)
14.6

2.2 The microphone of the sound level meter was replaced by electrical signal input device.

Frequency Weighting	Measured value (dB)
A - weight	11.6
C - weight	17.9
Flat	23.9

3. Acoustical signal tests of frequency weightings

Meter free-field acoustic response at a level of 84 dB

Frequency (Hz)	Deviation from various frequency weighting response curve (dB)			
	Flat	C-weight	A-weight	Acceptance Limits
125	0.2	0.2	0.2	± 1.5
1000	0.0	0.0	0.0	± 1.0
8000	0.3	0.4	0.4	±5.0

QF-TS12-04-04-020664

Continuation of Calibration Certificate

Cert. No. : ACL23042
Job No. : VC66AC0024
Pages : 5 of 8

4. Electrical signal tests of frequency weightings

Weighting network response with relative to 1 kHz.

Frequency (Hz)	Deviation from various frequency weighting response curve (dB)			
	Flat	C-weight	A-weight	Acceptance Limits
63	0.0	0.0	0.0	±2.0
125	0.0	0.0	0.0	±1.5
250	0.0	0.0	0.0	±1.5
500	0.0	0.0	0.0	±1.5
1000	0.0	0.0	0.0	±1.0
2000	0.0	0.0	0.0	±2.0
4000	0.0	0.0	0.0	±3.0
8000	0.0	0.1	0.1	±5.0

5. Frequency and time weightings at 1 kHz

5.1 Frequency weightings at 1 kHz

Frequency Weighting	Measured Value (dB)	Deviated Value (dB)	Acceptance Limits (dB)
A - weight	94.0	0.0	-
C - weight	94.0	0.0	± 0.2
Flat	94.0	0.0	± 0.2

5.2 Time weighting at 1 kHz

Frequency Weighting	Measured Value (dB)	Deviated Value (dB)	Acceptance Limits (dB)
Fast	94.0	0.0	-
Slow	94.0	0.0	± 0.1
Leq	94.0	0.0	± 0.1

6. Long - term stability

Frequency Weighting	SLM Display at initial (dB)	SLM Display at final (dB)	Deviated Value (dB)	Acceptance Limits (dB)
A - weight	94.0	94.0	0.0	± 0.3

QF-TS12-04-04-020664

Continuation of Calibration Certificate

Cert. No. : ACL23042
Job No. : VC66AC0024
Pages : 6 of 8

7. Level linearity on the reference level range

Anticipated Value (dB)	Measured Value (dB)	Deviated Value (dB)	Acceptance Limits (dB)
137.0	137.0	0.0	± 1.1
136.0	136.0	0.0	± 1.1
135.0	135.0	0.0	± 1.1
134.0	134.0	0.0	± 1.1
133.0	133.0	0.0	± 1.1
132.0	132.0	0.0	± 1.1
131.0	131.0	0.0	± 1.1
129.0	129.0	0.0	± 1.1
124.0	124.0	0.0	± 1.1
119.0	119.0	0.0	± 1.1
114.0	114.0	0.0	± 1.1
109.0	109.0	0.0	± 1.1
104.0	104.0	0.0	± 1.1
99.0	99.0	0.0	± 1.1
94.0	94.0	0.0	± 1.1
89.0	89.0	0.0	± 1.1
84.0	84.0	0.0	± 1.1
79.0	79.0	0.0	± 1.1
74.0	74.0	0.0	± 1.1
69.0	69.0	0.0	± 1.1
64.0	64.0	0.0	± 1.1
59.0	59.0	0.0	± 1.1
54.0	53.9	-0.1	± 1.1
49.0	49.0	0.0	± 1.1
44.0	43.9	-0.1	± 1.1
39.0	38.9	-0.1	± 1.1
34.0	33.9	-0.1	± 1.1
30.0	29.9	-0.1	± 1.1
29.0	28.9	-0.1	± 1.1
28.0	27.9	-0.1	± 1.1
27.0	26.8	-0.2	± 1.1
26.0	25.8	-0.2	± 1.1
25.0	24.8	-0.2	± 1.1

QF-TS12-04-04-020664

Continuation of Calibration Certificate

Cert. No. : ACL23042
Job No. : VC66AC0024
Pages : 7 of 8

8. Level linearity including the level range control

Range	Anticipated Value (dB)	Measured Value (dB)	Deviated Value (dB)	Acceptance Limits (dB)
Auto	94.0	94.0	0.0	±1.1

9. Tone burst response

Time Weighting	Tone burst duration, Tb (ms)	Cycle	Anticipated Value (dB)	Measured Value (dB)	Deviated Value (dB)	Acceptance Limits (dB)
Fast	0.25	1	108.0	107.9	-0.1	1.5 ; -5.0
	2	8	117.0	117.0	0.0	1.0 ; -2.5
	200	800	134.0	134.0	0.0	±1.0
Slow	2	8	108.0	108.0	0.0	1.5 ; -5.0
	200	800	127.6	127.6	0.0	±1.0
	0.25	1	99.0	98.9	-0.1	1.5 ; -5.0
SEL	2	8	108.0	108.0	0.0	1.0 ; -2.5
	200	800	128.0	128.0	0.0	±1.0

10. Peak C sound level

Number of cycle in test signal	Anticipated Value (dB)	Measured Value, L _{peak} (dB)	Deviated Value (dB)	Acceptance Limits (dB)
Continuous	133.0	133.0	0.0	-
One	136.4	136.3	-0.1	±3.0

Number of cycle in test signal	Anticipated Value (dB)	Measured Value (dB)	Deviated Value (dB)	Acceptance Limits (dB)
Continuous	133.0	133.0	0.0	-
Positive half cycle	135.4	135.2	-0.2	±2.0
Negative half cycle	135.4	135.2	-0.2	±2.0

QF-TS12-04-04-020664

SITHIPORN ASSOCIATES CO.,LTD.
CALIBRATION LABORATORY451-451/1 Sirinthon Rd., Bangbunru, Bangplud Bangkok 10700 THAILAND.
Tel.0-2435-8800 Fax.0-2433-1679 e-mail:cal-center@sithiporn.com http://www.sithiporn.comCert. No. : ACL23043
Pages : 1 of 8

Calibration Certificate

Equipment : SOUND LEVEL METER
Manufacturer : RION
Model : NL-42/ Microphone UC-52 / Preamplifier NH-24
Serial No.: 00900072 / 188465 / 01734
ID No.: RYG_FS0493

Condition As Found : GOOD

Customer : ALS LABORATORY GROUP (THAILAND) CO., LTD.
104 PHATTHANAKAN 40, PHATTHANAKAN ROAD,
KHWAENG PHATTHANAKAN, KHET SUAN LUANG,
BANGKOK, 10250 THAILAND.

Location : -
Ambient Temperature : (23.0 ± 3) °C
Pressure : (101.3 ± 3) kPa
Relative Humidity : (50.0 ± 20) %

Received Date : 06 JANUARY 2023
Calibration Date : 13-18 JANUARY 2023
Date of Issue : 19 JANUARY 2023

Calibrated by : Nathakorn Pisutpaisan

Approved by :

T. Petchur
(Thanakul Petchurai)

This certificate is issued in accordance with the requirements of ISO/IEC 17025 standard, may not be reproduced other than in full, except with the prior written approval of the head of Calibration Laboratory.

Continuation of Calibration Certificate

Cert. No. : ACL23042
Job No. : VC66AC0024
Pages : 8 of 8

11. Overload indication

Measured value (dB)		Deviated Value (dB)	Acceptance Limits (dB)
Positive one-half cycle	Negative one-half cycle		
89.5	89.6	0.1	±1.5

12. High level stability

Frequency Weighting	SLM Display at initial (dB)	SLM Display at final (dB)	Deviated Value (dB)	Acceptance Limits (dB)
A - weight	137.0	137.0	0.0	±0.3

The reported uncertainty is based on a standard uncertainty multiplied by coverage factor $k = 2$ or any value following calculation, providing a level of confidence of approximately 95 %

End of Calibration Certificate

QF-TS12-04-04-020664

Continuation of Calibration Certificate

Cert. No. : ACL23043
Job No. : VC66AC0024
Pages : 2 of 8

Calibration Procedure : CP-AC-01

Calibration Method :

This equipment was calibrated by based on IEC-61672-3 (2013) Standard for sound level meter (SLM).
The SLM had tests to Acoustical and Electrical signal tests of frequency weighting with Anechoic chamber and Reference Standard Instruments.
For tests results of each items were made by observation of each Instruments display and also with SLM's display.

Condition of this result of calibration :

1. Reference Standard Instruments :

Instrument	Model	Serial No.	Cert. No.	Due Date
Waveform Generator	33210A	MY48017076	EF-0007-22	04-Feb-23
Waveform Generator	33511B	MY52302742	EF-0008-22	04-Feb-23
Digital Multimeter	33461A	MY53220104	EEL.BP. 04/0265	09-Feb-23
Digital Multimeter	33461A	MY53220076	EEL.BP. 03/0265	09-Feb-23
Digital Multimeter	34461A	MY60024273	EEL.BP. 05/0265	09-Feb-23
Programmable Attenuator	MAT-1070	62100114	EF-0009-22	07-Feb-23
Condenser Microphone	4180	2977900	AA-1013-22	24-Feb-23
Measuring Amplifier	NA-42KA1	34560495	AA-3005-22	22-Feb-23

2. This result of calibration was found accurate as shown on date and place of calibration for this calibrated item only.

3. This certificate is traceable to the international system of unit maintained at :

- 3.1 National Institute of Metrology (Thailand).
- 3.2 Thailand Institute of Scientific and Technological Research (TISTR).

QF-TS12-04-04-020664

QF-TS12-04-04-020664

Continuation of Calibration Certificate

Cert. No. : ACL23043
Job No. : VC66AC0024
Pages : 3 of 8

Summary of Measurement Result :

Parameter	Pass	Fail	Uncertainty (dB)	Maximum-permitted uncertainty of measurement (dB)
1. Absolute sensitivity	✓	-	0.2	N/A
2. Self-generated noise	✓	-	0.2	N/A
3. Acoustical signal tests of frequency weightings				
125 Hz	✓	-	0.3	0.6
1000 Hz	✓	-	0.3	0.6
8000 Hz	✓	-	0.3	0.7
4. Electrical signal tests of frequency weightings				
For 10 Hz to 4 kHz	✓	-	0.3	0.6
For > 4 kHz to 10 kHz	✓	-	0.3	0.7
For > 10 kHz to 20 kHz	-	-	-	1.0
5. Frequency and time weightings at 1 kHz	✓	-	0.2	0.2
6. Long - term stability	✓	-	0.1	0.1
7. Level linearity on the reference level range	✓	-	0.2	0.3
8. Level linearity including the level range control	✓	-	0.2	0.3
9. Tone burst response	✓	-	0.2	0.3
10. Peak C sound level	✓	-	0.2	0.35
11. Overload indication	✓	-	0.2	0.25
12. High level stability	✓	-	0.1	0.1

QF-TS12-04-04-020664

Continuation of Calibration Certificate

Cert. No. : ACL23043
Job No. : VC66AC0024
Pages : 5 of 8

4. Electrical signal tests of frequency weightings

Weighting network response with relative to 1 kHz.

Frequency (Hz)	Deviation from various frequency weighting response curve (dB)			
	Flat	C-weight	A-weight	Acceptance Limits
63	-0.1	-0.1	-0.1	±2.0
125	-0.1	0.0	-0.1	±1.5
250	0.0	0.0	-0.1	±1.5
500	0.0	0.0	-0.1	±1.5
1000	0.0	0.0	0.0	±1.0
2000	0.0	0.0	0.0	±2.0
4000	0.0	0.0	0.0	±3.0
8000	0.0	0.1	0.1	±5.0

5. Frequency and time weightings at 1 kHz

5.1 Frequency weightings at 1 kHz

Frequency Weighting	Measured Value (dB)	Deviated Value (dB)	Acceptance Limits (dB)
A - weight	94.0	0.0	-
C - weight	94.0	0.0	± 0.2
Flat	94.0	0.0	± 0.2

5.2 Time weighting at 1 kHz

Frequency Weighting	Measured Value (dB)	Deviated Value (dB)	Acceptance Limits (dB)
Fast	94.0	0.0	-
Slow	94.0	0.0	± 0.1
Leq	94.0	0.0	± 0.1

6. Long - term stability

Frequency Weighting	SLM Display at initial (dB)	SLM Display at final (dB)	Deviated Value (dB)	Acceptance Limits (dB)
A - weight	94.0	94.0	0.0	± 0.3

QF-TS12-04-04-020664

Continuation of Calibration Certificate

Cert. No. : ACL23043
Job No. : VC66AC0024
Pages : 4 of 8

Result of calibration :

1. Absolute sensitivity

Reference Acoustic Signal (dB)	Measured Value (dB)	Deviation (dB)	Acceptance Limit (dB)
93.9 (93.95)	93.9	0.0	±0.3

2. Self-generated noise

2.1 Normal test

Measured Value (dB)
14.2

2.2 The microphone of the sound level meter was replaced by electrical signal input device.

Frequency Weighting	Measured value (dB)
A - weight	10.8
C - weight	17.2
Flat	22.9

3. Acoustical signal tests of frequency weightings

Meter free-field acoustic response at a level of 84 dB

Frequency (Hz)	Deviation from various frequency weighting response curve (dB)			
	Flat	C-weight	A-weight	Acceptance Limits
125	0.3	0.3	0.3	± 1.5
1000	0.0	0.0	0.0	± 1.0
8000	-1.0	-0.9	-0.9	±5.0

QF-TS12-04-04-020664

Continuation of Calibration Certificate

Cert. No. : ACL23043
Job No. : VC66AC0024
Pages : 6 of 8

7. Level linearity on the reference level range

Anticipated Value (dB)	Measured Value (dB)	Deviated Value (dB)	Acceptance Limits (dB)
137.0	137.0	0.0	± 1.1
136.0	136.0	0.0	± 1.1
135.0	135.0	0.0	± 1.1
134.0	134.0	0.0	± 1.1
133.0	133.0	0.0	± 1.1
132.0	132.0	0.0	± 1.1
131.0	131.0	0.0	± 1.1
129.0	129.0	0.0	± 1.1
124.0	124.0	0.0	± 1.1
119.0	119.0	0.0	± 1.1
114.0	114.0	0.0	± 1.1
109.0	109.0	0.0	± 1.1
104.0	104.0	0.0	± 1.1
99.0	99.0	0.0	± 1.1
94.0	94.0	0.0	± 1.1
89.0	89.0	0.0	± 1.1
84.0	84.0	0.0	± 1.1
79.0	79.0	0.0	± 1.1
74.0	74.0	0.0	± 1.1
69.0	69.0	0.0	± 1.1
64.0	64.0	0.0	± 1.1
59.0	59.0	0.0	± 1.1
54.0	54.0	0.0	± 1.1
49.0	49.0	0.0	± 1.1
44.0	44.0	0.0	± 1.1
39.0	39.0	0.0	± 1.1
34.0	34.0	0.0	± 1.1
30.0	30.0	0.0	± 1.1
29.0	28.9	-0.1	± 1.1
28.0	28.0	0.0	± 1.1
27.0	26.9	-0.1	± 1.1
26.0	25.9	-0.1	± 1.1
25.0	24.9	-0.1	± 1.1

QF-TS12-04-04-020664

Continuation of Calibration Certificate

Cert. No. : ACL23043
Job No. : VC66AC0024
Pages : 7 of 8

8. Level linearity including the level range control

Range	Anticipated Value (dB)	Measured Value (dB)	Deviated Value (dB)	Acceptance Limits (dB)
Auto	94.0	94.0	0.0	±1.1

9. Tone burst response

Time Weighting	Tone burst duration, Tb (ms)	Cycle	Anticipated Value (dB)	Measured Value (dB)	Deviated Value (dB)	Acceptance Limits (dB)
Fast	0.25	1	108.0	107.9	-0.1	1.5 ; -5.0
	2	8	117.0	117.0	0.0	1.0 ; -2.5
	200	800	134.0	134.0	0.0	±1.0
Slow	2	8	108.0	108.0	0.0	1.5 ; -5.0
	200	800	127.6	127.6	0.0	±1.0
SEL	0.25	1	99.0	98.9	-0.1	1.5 ; -5.0
	2	8	108.0	108.0	0.0	1.0 ; -2.5
	200	800	128.0	128.0	0.0	±1.0

10. Peak C sound level

Number of cycle in test signal	Anticipated Value (dB)	Measured Value, L _{peak} (dB)	Deviated Value (dB)	Acceptance Limits (dB)
Continuous	133.0	133.0	0.0	-
One	136.4	136.4	0.0	±3.0

Number of cycle in test signal	Anticipated Value (dB)	Measured Value (dB)	Deviated Value (dB)	Acceptance Limits (dB)
Continuous	133.0	133.0	0.0	-
Positive half cycle	135.4	135.1	-0.3	±2.0
Negative half cycle	135.4	135.1	-0.3	±2.0

QF-TS12-04-04-020664

SITHIPORN ASSOCIATES CO.,LTD.
CALIBRATION LABORATORY451-451/1 Sirinthorn Rd.,Bangbunru, Bangplud Bangkok 10700 THAILAND.
Tel.0-2435-8800 Fax.0-2433-1679 e-mail:cal-center@sithiporn.com http://www.sithiporn.comCert. No. : ACL23044
Pages : 1 of 8

Calibration Certificate

Equipment : SOUND LEVEL METER
Manufacturer : RION
Model : NL-42/ Microphone UC-52 / Preamplifier NH-24
Serial No.: 00900073 / 188466 / 01735
ID No.: RYG_FS0494

Condition As Found : GOOD

Customer : ALS LABORATORY GROUP (THAILAND) CO., LTD.
104 PHATTHANAKAN 40, PHATTHANAKAN ROAD,
KHWAENG PHATTHANAKAN, KHET SUAN LUANG,
BANGKOK, 10250 THAILAND.

Location : -
Ambient Temperature : (23.0 ± 3) °C
Pressure : (101.3 ± 3) kPa
Relative Humidity : (50.0 ± 20) %

Received Date : 06 JANUARY 2023
Calibration Date : 13-18 JANUARY 2023
Date of Issue : 19 JANUARY 2023

Calibrated by : Nathakorn Pisutpaisan

Approved by :

T. Petchurai
(Thanakul Petchurai)

This certificate is issued in accordance with the requirements of ISO/IEC 17025 standard, may not be reproduced other than in full, except with the prior written approval of the head of Calibration Laboratory.

QF-TS12-04-04-020664

Continuation of Calibration Certificate

Cert. No. : ACL23043
Job No. : VC66AC0024
Pages : 8 of 8

11. Overload indication

Measured value (dB)		Deviated Value (dB)	Acceptance Limits (dB)
Positive one-half cycle	Negative one-half cycle		
89.6	89.6	0.0	±1.5

12. High level stability

Frequency Weighting	SLM Display at initial (dB)	SLM Display at final (dB)	Deviated Value (dB)	Acceptance Limits (dB)
A - weight	137.0	137.0	0.0	±0.3

The reported uncertainty is based on a standard uncertainty multiplied by coverage factor $k = 2$
or any value following calculation, providing a level of confidence of approximately 95 %

End of Calibration Certificate

QF-TS12-04-04-020664

Continuation of Calibration Certificate

Cert. No. : ACL23044
Job No. : VC66AC0024
Pages : 2 of 8

Calibration Procedure : CP-AC-01

Calibration Method :

This equipment was calibrated by based on IEC-61672-3 (2013) Standard for sound level meter (SLM).
The SLM had tests to Acoustical and Electrical signal tests of frequency weighting with Anechoic chamber and Reference Standard Instruments.
For tests results of each items were made by observation of each Instruments display and also with SLM's display.

Condition of this result of calibration :

1. Reference Standard Instruments :

Instrument	Model	Serial No.	Cert. No.	Due Date
Waveform Generator	33210A	MY48017076	EF-0007-22	04-Feb-23
Waveform Generator	33511B	MY52302742	EF-0008-22	04-Feb-23
Digital Multimeter	33461A	MY53220104	EEL.BP. 04/0265	09-Feb-23
Digital Multimeter	33461A	MY53220076	EEL.BP. 03/0265	09-Feb-23
Digital Multimeter	34461A	MY60024273	EEL.BP. 05/0265	09-Feb-23
Programmable Attenuator	MAT-1070	62100114	EF-0009-22	07-Feb-23
Condenser Microphone	4180	2977900	AA-1013-22	24-Feb-23
Measuring Amplifier	NA-42KAI	34560495	AA-3005-22	22-Feb-23

2. This result of calibration was found accurate as shown on date and place of calibration for this calibrated item only.

3. This certificate is traceable to the international system of unit maintained at :

3.1 National Institute of Metrology (Thailand).

3.2 Thailand Institute of Scientific and Technological Research (TISTR).

QF-TS12-04-04-020664

Continuation of Calibration Certificate

Cert. No. : ACL23044
Job No. : VC66AC0024
Pages : 3 of 8

Summary of Measurement Result :

Parameter	Pass	Fail	Uncertainty (dB)	Maximum-permitted uncertainty of measurement (dB)
1. Absolute sensitivity	✓	-	0.2	N/A
2. Self-generated noise	✓	-	0.2	N/A
3. Acoustical signal tests of frequency weightings				
125 Hz	✓	-	0.3	0.6
1000 Hz	✓	-	0.3	0.6
8000 Hz	✓	-	0.3	0.7
4. Electrical signal tests of frequency weightings				
For 10 Hz to 4 kHz	✓	-	0.3	0.6
For > 4 kHz to 10 kHz	✓	-	0.3	0.7
For > 10 kHz to 20 kHz	-	-	-	1.0
5. Frequency and time weightings at 1 kHz	✓	-	0.2	0.2
6. Long - term stability	✓	-	0.1	0.1
7. Level linearity on the reference level range	✓	-	0.2	0.3
8. Level linearity including the level range control	✓	-	0.2	0.3
9. Tone burst response	✓	-	0.2	0.3
10. Peak C sound level	✓	-	0.2	0.35
11. Overload indication	✓	-	0.2	0.25
12. High level stability	✓	-	0.1	0.1

QF-TS12-04-04-020664

Continuation of Calibration Certificate

Cert. No. : ACL23044
Job No. : VC66AC0024
Pages : 4 of 8

Result of calibration :

1. Absolute sensitivity

Reference Acoustic Signal (dB)	Measured Value (dB)	Deviation (dB)	Acceptance Limit (dB)
93.9 (93.95)	93.9	0.0	±0.3

2. Self-generated noise

2.1 Normal test

Measured Value (dB)
14.8

2.2 The microphone of the sound level meter was replaced by electrical signal input device.

Frequency Weighting	Measured value (dB)
A - weight	11.6
C - weight	17.8
Flat	23.7

3. Acoustical signal tests of frequency weightings

Meter free-field acoustic response at a level of 84 dB

Frequency (Hz)	Deviation from various frequency weighting response curve (dB)			Acceptance Limits
	Flat	C-weight	A-weight	
125	0.1	0.1	0.1	± 1.5
1000	0.0	0.0	0.0	± 1.0
8000	-0.2	-0.2	-0.1	±5.0

QF-TS12-04-04-020664

Continuation of Calibration Certificate

Cert. No. : ACL23044
Job No. : VC66AC0024
Pages : 5 of 8

4. Electrical signal tests of frequency weightings

Weighting network response with relative to 1 kHz.

Frequency (Hz)	Deviation from various frequency weighting response curve (dB)			
	Flat	C-weight	A-weight	Acceptance Limits
63	-0.1	-0.1	0.0	±2.0
125	0.0	0.1	0.0	±1.5
250	0.0	0.0	0.0	±1.5
500	0.0	0.1	0.0	±1.5
1000	0.0	0.0	0.0	±1.0
2000	0.0	0.1	0.0	±2.0
4000	0.0	0.1	0.0	±3.0
8000	0.0	0.1	0.1	±5.0

5. Frequency and time weightings at 1 kHz

5.1 Frequency weightings at 1 kHz

Frequency Weighting	Measured Value (dB)	Deviated Value (dB)	Acceptance Limits (dB)
A - weight	94.0	0.0	-
C - weight	94.0	0.0	± 0.2
Flat	94.0	0.0	± 0.2

5.2 Time weighting at 1 kHz

Frequency Weighting	Measured Value (dB)	Deviated Value (dB)	Acceptance Limits (dB)
Fast	94.0	0.0	-
Slow	94.0	0.0	± 0.1
Leq	94.0	0.0	± 0.1

6. Long - term stability

Frequency Weighting	SLM Display at initial (dB)	SLM Display at final (dB)	Deviated Value (dB)	Acceptance Limits (dB)
A - weight	94.0	94.1	0.1	± 0.3

QF-TS12-04-04-020664

Continuation of Calibration Certificate

Cert. No. : ACL23044
Job No. : VC66AC0024
Pages : 6 of 8

7. Level linearity on the reference level range

Anticipated Value (dB)	Measured Value (dB)	Deviated Value (dB)	Acceptance Limits (dB)
137.0	137.0	0.0	± 1.1
136.0	136.0	0.0	± 1.1
135.0	135.0	0.0	± 1.1
134.0	134.0	0.0	± 1.1
133.0	133.0	0.0	± 1.1
132.0	132.0	0.0	± 1.1
131.0	131.0	0.0	± 1.1
129.0	129.0	0.0	± 1.1
124.0	124.0	0.0	± 1.1
119.0	119.1	0.1	± 1.1
114.0	114.0	0.0	± 1.1
109.0	109.0	0.0	± 1.1
104.0	104.1	0.1	± 1.1
99.0	99.0	0.0	± 1.1
94.0	94.0	0.0	± 1.1
89.0	89.0	0.0	± 1.1
84.0	84.0	0.0	± 1.1
79.0	79.0	0.0	± 1.1
74.0	74.0	0.0	± 1.1
69.0	69.0	0.0	± 1.1
64.0	64.0	0.0	± 1.1
59.0	59.0	0.0	± 1.1
54.0	54.0	0.0	± 1.1
49.0	49.0	0.0	± 1.1
44.0	44.0	0.0	± 1.1
39.0	39.0	0.0	± 1.1
34.0	34.0	0.0	± 1.1
30.0	29.9	-0.1	± 1.1
29.0	28.9	-0.1	± 1.1
28.0	28.0	0.0	± 1.1
27.0	26.9	-0.1	± 1.1
26.0	25.9	-0.1	± 1.1
25.0	24.9	-0.1	± 1.1

QF-TS12-04-04-020664

Continuation of Calibration Certificate

Cert. No. : ACL23044
Job No. : VC66AC0024
Pages : 7 of 8

8. Level linearity including the level range control

Range	Anticipated Value (dB)	Measured Value (dB)	Deviated Value (dB)	Acceptance Limits (dB)
Auto	94.0	94.0	0.0	±1.1

9. Tone burst response

Time Weighting	Tone burst duration, Tb (ms)	Cycle	Anticipated Value (dB)	Measured Value (dB)	Deviated Value (dB)	Acceptance Limits (dB)
Fast	0.25	1	108.0	108.0	0.0	1.5 ; -5.0
	2	8	117.0	117.0	0.0	1.0 ; -2.5
	200	800	134.0	134.1	0.1	±1.0
Slow	2	8	108.0	108.0	0.0	1.5 ; -5.0
	200	800	127.6	127.6	0.0	±1.0
	0.25	1	99.0	98.9	-0.1	1.5 ; -5.0
SEL	2	8	108.0	108.0	0.0	1.0 ; -2.5
	200	800	128.0	128.1	0.1	±1.0

10. Peak C sound level

Number of cycle in test signal	Anticipated Value (dB)	Measured Value, L _{peak} (dB)	Deviated Value (dB)	Acceptance Limits (dB)
Continuous	133.0	133.0	0.0	-
One	136.4	136.1	-0.3	±3.0

Number of cycle in test signal	Anticipated Value (dB)	Measured Value (dB)	Deviated Value (dB)	Acceptance Limits (dB)
Continuous	133.0	132.9	-0.1	-
Positive half cycle	135.4	135.1	-0.3	±2.0
Negative half cycle	135.4	135.1	-0.3	±2.0

QF-TS12-04-04-020664

T. Petchurai

SITHIPORN ASSOCIATES CO.,LTD.
CALIBRATION LABORATORY451-451/1 Sirinthorn Rd.,Bangbunru, Bangkok Bangkok 10700 THAILAND.
Tel.0-2435-8800 Fax.0-2433-1679 e-mail:cal-center@sithiporn.com http://www.sithiporn.comCert. No. : ACC23005
Pages : 1 of 3

Calibration Certificate

Equipment : SOUND CALIBRATOR
Manufacturer : RION
Model : NC-75
Serial No.: 35002736
ID No.: RYG_FS0496

Condition As Found : GOOD

Customer : ALS LABORATORY GROUP (THAILAND) CO., LTD.
104 PHATTHANAKAN 40, PHATTHANAKAN ROAD,
KHAENG PHATTHANAKAN, KHET SUAN LUANG,
BANGKOK, 10250 THAILAND.Location :
Ambient Temperature : (23.0 ± 3) °C
Pressure : (101.3 ± 3) kPa
Relative Humidity : (50.0 ± 20) %Received Date : 06 JANUARY 2023
Calibration Date : 17 JANUARY 2023
Date of Issue : 19 JANUARY 2023

Calibrated by : Nathakorn Pisutpaisan

Approved by :

T. Petchurai
(Thanakul Petchurai)

This certificate is issued in accordance with the requirements of ISO/IEC 17025 standard, may not be reproduced other than in full, except with the prior written approval of the head of Calibration Laboratory.

QF-TS12-04-04-020664

Continuation of Calibration Certificate

Cert. No. : ACL23044
Job No. : VC66AC0024
Pages : 8 of 8

11. Overload indication

Measured value (dB)		Deviated Value (dB)	Acceptance Limits (dB)
Positive one-half cycle	Negative one-half cycle		
89.5	89.6	0.1	±1.5

12. High level stability

Frequency Weighting	SLM Display at initial (dB)	SLM Display at final (dB)	Deviated Value (dB)	Acceptance Limits (dB)
A - weight	137.0	137.0	0.0	±0.3

The reported uncertainty is based on a standard uncertainty multiplied by coverage factor $k = 2$
or any value following calculation, providing a level of confidence of approximately 95 %

End of Calibration Certificate

QF-TS12-04-04-020664

T. Petchurai

Continuation of Calibration Certificate

Cert. No. : ACC23005
Job No. : VC66AC0024
Pages : 2 of 3

Calibration Procedure : CP-AC-03

Calibration Method :

This equipment was calibrated by based on IEC-60942-2003 Standard.

The sound pressure level, frequency and total distortion of the sound calibrator was measured using the reference microphone.

Condition of this result of calibration :

1. Reference Standard Instruments :

Instrument	Model	Serial No.	Cert. No.	Due Date
Waveform Generator	33511B	MY52302742	EF-0008-22	04-Feb-23
Digital Multimeter	33461A	MY53220104	EEL.BP. 04/0265	09-Feb-23
Digital Multimeter	33461A	MY53220076	EEL.BP. 03/0265	09-Feb-23
Digital Multimeter	33461A	MY60024273	EEL.BP. 05/0265	09-Feb-23
Programmable Attenuator	MAT-1070	62100114	EF-0009-22	07-Feb-23
Condenser Microphone	4180	2977900	AA-1013-22	24-Feb-23
Measuring Amplifier	NA-42KAI	34560495	AA-3005-22	22-Feb-23
Audio Analyzer	AVR-3360A	V744B6069	EF-0010-22	07-Feb-23

2. This result of calibration was found accurate as shown on date and place of calibration for this calibrated item only.

3. This certificate is traceable to the international system of unit maintained at :

3.1 National Institute of Metrology (Thailand).

3.2 Thailand Institute of Scientific and Technological Research (TISTR).

QF-TS12-04-04-020664

T. Petchurai

Cert. No. : ACC23005
Job No. : VC66AC0024
Pages : 3 of 3

Result of calibration :

1. Sound pressure level

Specified sound pressure level (dB)	Measured value (dB)	Deviated value (dB)	Uncertainty (dB)	Tolerance limit (dB)
94	93.98	-0.02	0.14	0.40

2. Frequency

Specified Frequency (Hz)	Measured value (Hz)	Deviated value (%)	Uncertainty (%)	Tolerance limit (%)
1000	1000.0	0.0	0.1	1.0

3. Total distortion

Measured value (%)	Uncertainty (%)	Tolerance limit (%)
0.35	0.10	3.0

The reported uncertainty is based on a standard uncertainty multiplied by coverage factor $k = 2$ or any value following calculation, providing a level of confidence of approximately 95 %

End of Calibration Certificate

451-451/1 Sirinthorn Rd., Bangbunru, Bangplud Bangkok 10700 THAILAND.
Tel.0-2435-9800 Fax.0-2433-1679 e-mail:cal-center@sithiporn.com http://www.sithiporn.comCert. No. : ACL22236
Pages : 1 of 8

Calibration Certificate

Equipment : SOUND LEVEL METER
Manufacturer : RION
Model : NL-42 / Microphone UC-52 / Preamplifier NH-24
Serial No.: 01173610 / 143485 / 22619
ID No.: RYG_FS0389

Condition As Found : GOOD

Customer : ALS LABORATORY GROUP (THAILAND) CO., LTD.
104 PHATTHANAKAN 40, PHATTHANAKAN ROAD,
KHWAENG PHATTHANAKAN, KHET SUAN LUANG,
BANGKOK, 10250 THAILAND.

Location :
Ambient Temperature : (23.0 \pm 3) °C
Pressure : (101.3 \pm 3) kPa
Relative Humidity : (50.0 \pm 20) %

Received Date : 03 OCTOBER 2022
Calibration Date : 18-19 OCTOBER 2022
Date of Issue : 20 OCTOBER 2022

Calibrated by : Nathakorn Pisutpaisan

Approved by :

T. Petchurai
(Thanakul Petchurai)

This certificate is issued in accordance with the requirements of ISO/IEC 17025 standard, may not be reproduced other than in full, except with the prior written approval of the head of Calibration Laboratory.

QP-TS12-04-04-020664

QP-TS12-04-04-020664

Cert. No. : ACL22236
Job No. : VC65AC0088
Pages : 2 of 8

Calibration Procedure : CP-AC-01

Calibration Method :

This equipment was calibrated by based on IEC-61672-3 (2013) Standard for sound level meter (SLM).
The SLM had tests to Acoustical and Electrical signal tests of frequency weighting with Anechoic chamber and Reference Standard Instruments.
For tests results of each items were made by observation of each Instruments display and also with SLM's display.

Condition of this result of calibration :

1. Reference Standard Instruments :

Instrument	Model	Serial No.	Cert. No.	Due Date
Waveform Generator	33210A	MY48017076	EF-0007-22	04-Feb-23
Waveform Generator	33511B	MY52302742	EF-0008-22	04-Feb-23
Digital Multimeter	33461A	MY53220104	EEL.BP. 04/0265	09-Feb-23
Digital Multimeter	33461A	MY53220076	EEL.BP. 03/0265	09-Feb-23
Digital Multimeter	34461A	MY60024273	EEL.BP. 05/0265	09-Feb-23
Programmable Attenuator	MAT-1070	62100114	EF-0009-22	07-Feb-23
Condenser Microphone	4180	2977900	AA-1013-22	24-Feb-23
Measuring Amplifier	NA-42KAI	34560495	AA-3005-22	22-Feb-23

2. This result of calibration was found accurate as shown on date and place of calibration for this calibrated item only.

3. This certificate is traceable to the international system of unit maintained at :

3.1 National Institute of Metrology (Thailand).

3.2 Thailand Institute of Scientific and Technological Research (TISTR).

Cert. No. : ACL22236
Job No. : VC65AC0088
Pages : 3 of 8

Summary of Measurement Result :

Parameter	Pass	Fail	Uncertainty (dB)	Maximum-permitted uncertainty of measurement (dB)
1. Absolute sensitivity	✓	-	0.2	N/A
2. Self-generated noise	✓	-	0.2	N/A
3. Acoustical signal tests of frequency weightings				
125 Hz	✓	-	0.3	0.6
1000 Hz	✓	-	0.3	0.6
8000 Hz	✓	-	0.3	0.7
4. Electrical signal tests of frequency weightings				
For 10 Hz to 4 kHz	✓	-	0.3	0.6
For > 4 kHz to 10 kHz	✓	-	0.3	0.7
For > 10 kHz to 20 kHz	-	-	-	1.0
5. Frequency and time weightings at 1 kHz	✓	-	0.2	0.2
6. Long - term stability	✓	-	0.1	0.1
7. Level linearity on the reference level range	✓	-	0.2	0.3
8. Level linearity including the level range control	✓	-	0.2	0.3
9. Tone burst response	✓	-	0.2	0.3
10. Peak C sound level	✓	-	0.2	0.35
11. Overload indication	✓	-	0.2	0.25
12. High level stability	✓	-	0.1	0.1

QP-TS12-04-04-020664

QP-TS12-04-04-020664

Continuation of Calibration Certificate

Cert. No. : ACL22236
Job No. : VC65AC0088
Pages : 4 of 8

Result of calibration :

1. Absolute sensitivity

Reference Acoustic Signal (dB)	Measured Value (dB)	Deviation (dB)	Acceptance Limit (dB)
93.9 (93.95)	93.9	0.0	±0.3

2. Self-generated noise

2.1 Normal test

Measured Value (dB)
18.0

2.2 The microphone of the sound level meter was replaced by electrical signal input device.

Frequency Weighting	Measured value (dB)
A - weight	15.1
C - weight	21.2
Flat	27.0

3. Acoustical signal tests of frequency weightings

Meter free-field acoustic response at a level of 84 dB

Frequency (Hz)	Deviation from various frequency weighting response curve (dB)			
	Flat	C-weight	A-weight	Acceptance Limits
125	0.0	0.1	0.1	± 1.5
1000	0.0	0.0	0.0	± 1.0
8000	0.4	0.5	0.5	±5.0

Continuation of Calibration Certificate

Cert. No. : ACL22236
Job No. : VC65AC0088
Pages : 5 of 8

4. Electrical signal tests of frequency weightings

Weighting network response with relative to 1 kHz.

Frequency (Hz)	Deviation from various frequency weighting response curve (dB)			
	Flat	C-weight	A-weight	Acceptance Limits
63	0.0	0.0	0.0	±2.0
125	0.0	0.1	0.0	±1.5
250	0.0	0.0	0.0	±1.5
500	0.0	0.1	0.0	±1.5
1000	0.0	0.0	0.0	±1.0
2000	0.0	0.1	0.0	±2.0
4000	0.0	0.0	0.0	±3.0
8000	0.0	0.1	0.1	±5.0

5. Frequency and time weightings at 1 kHz

5.1 Frequency weightings at 1 kHz

Frequency Weighting	Measured Value (dB)	Deviated Value (dB)	Acceptance Limits (dB)
A - weight	94.0	0.0	-
C - weight	94.0	0.0	± 0.2
Flat	94.0	0.0	± 0.2

5.2 Time weighting at 1 kHz

Frequency Weighting	Measured Value (dB)	Deviated Value (dB)	Acceptance Limits (dB)
Fast	94.0	0.0	-
Slow	94.0	0.0	± 0.1
Leq	94.0	0.0	± 0.1

6. Long - term stability

Frequency Weighting	SLM Display at initial (dB)	SLM Display at final (dB)	Deviated Value (dB)	Acceptance Limits (dB)
A - weight	94.0	94.0	0.0	± 0.3

QF-TS12-04-04-020664

7. Rth

QF-TS12-04-04-020664

7. Rth

Continuation of Calibration Certificate

Cert. No. : ACL22236
Job No. : VC65AC0088
Pages : 6 of 8

7. Level linearity on the reference level range

Anticipated Value (dB)	Measured Value (dB)	Deviated Value (dB)	Acceptance Limits (dB)
137.0	137.0	0.0	± 1.1
136.0	136.0	0.0	± 1.1
135.0	135.0	0.0	± 1.1
134.0	134.0	0.0	± 1.1
133.0	133.0	0.0	± 1.1
132.0	132.0	0.0	± 1.1
131.0	131.0	0.0	± 1.1
129.0	129.0	0.0	± 1.1
124.0	124.0	0.0	± 1.1
119.0	119.0	0.0	± 1.1
114.0	114.0	0.0	± 1.1
109.0	109.0	0.0	± 1.1
104.0	104.0	0.0	± 1.1
99.0	99.0	0.0	± 1.1
94.0	94.0	0.0	± 1.1
89.0	89.0	0.0	± 1.1
84.0	84.0	0.0	± 1.1
79.0	79.0	0.0	± 1.1
74.0	74.0	0.0	± 1.1
69.0	69.0	0.0	± 1.1
64.0	64.0	0.0	± 1.1
59.0	59.0	0.0	± 1.1
54.0	54.0	0.0	± 1.1
49.0	49.0	0.0	± 1.1
44.0	44.0	0.0	± 1.1
39.0	38.9	-0.1	± 1.1
34.0	33.9	-0.1	± 1.1
30.0	29.9	-0.1	± 1.1
29.0	28.9	-0.1	± 1.1
28.0	27.9	-0.1	± 1.1
27.0	26.9	-0.1	± 1.1
26.0	25.9	-0.1	± 1.1
25.0	24.9	-0.1	± 1.1

Continuation of Calibration Certificate

Cert. No. : ACL22236
Job No. : VC65AC0088
Pages : 7 of 8

8. Level linearity including the level range control

Range	Anticipated Value (dB)	Measured Value (dB)	Deviated Value (dB)	Acceptance Limits (dB)
Auto	94.0	94.0	0.0	±1.1

9. Tone burst response

Time Weighting	Tone burst duration, Tb (ms)	Cycle	Anticipated Value (dB)	Measured Value (dB)	Deviated Value (dB)	Acceptance Limits (dB)
Fast	0.25	1	108.0	107.9	-0.1	1.5 ; -5.0
	2	8	117.0	117.0	0.0	1.0 ; -2.5
	200	800	134.0	134.1	0.1	±1.0
Slow	2	8	108.0	108.0	0.0	1.5 ; -5.0
	200	800	127.6	127.6	0.0	±1.0
	0.25	1	99.0	98.9	-0.1	1.5 ; -5.0
SEL	2	8	108.0	108.0	0.0	1.0 ; -2.5
	200	800	128.0	128.1	0.1	±1.0

10. Peak C sound level

Number of cycle in test signal	Anticipated Value (dB)	Measured Value, Lcpeak (dB)	Deviated Value (dB)	Acceptance Limits (dB)
Continuous	133.0	133.0	0.0	-
One	136.4	136.3	-0.1	±3.0

Number of cycle in test signal	Anticipated Value (dB)	Measured Value (dB)	Deviated Value (dB)	Acceptance Limits (dB)
Continuous	133.0	133.0	0.0	-
Positive half cycle	135.4	135.2	-0.2	±2.0
Negative half cycle	135.4	135.2	-0.2	±2.0

QF-TS12-04-04-020664

7. Rth

QF-TS12-04-04-020664

7. Rth

Continuation of Calibration Certificate

Cert. No. : ACL22236
Job No. : VC65AC0088
Pages : 8 of 8

11. Overload indication

Measured value (dB)		Deviated Value (dB)	Acceptance Limits (dB)
Positive one-half cycle	Negative one-half cycle		
89.5	89.5	0.0	±1.5

12. High level stability

Frequency Weighting	SLM Display at initial (dB)	SLM Display at final (dB)	Deviated Value (dB)	Acceptance Limits (dB)
A - weight	137.0	137.0	0.0	±0.3

The reported uncertainty is based on a standard uncertainty multiplied by coverage factor $k = 2$
or any value following calculation, providing a level of confidence of approximately 95 %

End of Calibration Certificate

451-451/1 Sirinthorn Rd, Bangbunru, Bangplud Bangkok 10700 THAILAND.
Tel: 0-2435-8800 Fax: 0-2433-1679 e-mail: cal-center@sithiporn.com http://www.sithiporn.com

Cert. No. : ACL22195

Pages : 1 of 8

Calibration Certificate

Equipment : SOUND LEVEL METER
Manufacturer : RION
Model : NL-42/ Microphone UC-52 / Preamplifier NH-24
Serial No. : 00597169 / 180411 / 88181
ID No. : RYG_FS0439

Condition As Found : GOOD

Customer : ALS LABORATORY GROUP (THAILAND) CO., LTD.
104 PHATTHANAKAN 40, PHATTHANAKAN ROAD,
KHWANG PHATTHANAKAN, KHET SUAN LUANG,
BANGKOK, 10250 THAILAND.

Location :
Ambient Temperature : (23.0 ± 3) °C
Pressure : (101.3 ± 3) kPa
Relative Humidity : (50.0 ± 20) %
Received Date : 06 SEPTEMBER 2022
Calibration Date : 07-09 SEPTEMBER 2022
Date of Issue : 14 SEPTEMBER 2022

REVIEW BY	<i>Nathakorn P.</i>
APPROVED BY	<i>T. Petchur</i>
NEXT CAL. DATE	14/9/23

Calibrated by : Nathakorn Pisutpaisan

Approved by :

T. Petchur
(Thanakul Petchurai)

This certificate is issued in accordance with the requirements of ISO/IEC 17025 standard, may not be reproduced
other than in full, except with the prior written approval of the head of Calibration Laboratory.

QF-TS12-04-04-020664

QF-TS12-04-04-020664

Continuation of Calibration Certificate

Cert. No. : ACL22195
Job No. : VC65AC0081
Pages : 2 of 8

Calibration Procedure : CP-AC-01

Calibration Method :

This equipment was calibrated by based on IEC-61672-3 (2013) Standard for sound level meter (SLM).
The SLM had tests to Acoustical and Electrical signal tests of frequency weighting with Anechoic chamber and Reference
Standard Instruments.
For tests results of each items were made by observation of each Instruments display and also with SLM's display.

Condition of this result of calibration :

1. Reference Standard Instruments :

Instrument	Model	Serial No.	Cert. No.	Due Date
Waveform Generator	33210A	MY48017076	EF-0007-22	04-Feb-23
Waveform Generator	33511B	MY52302742	EF-0008-22	04-Feb-23
Digital Multimeter	33461A	MY53220104	EEL.BP. 04/0265	09-Feb-23
Digital Multimeter	33461A	MY53220076	EEL.BP. 03/0265	09-Feb-23
Digital Multimeter	34461A	MY60024273	EEL.BP. 05/0265	09-Feb-23
Programmable Attenuator	MAT-1070	62100114	EF-0009-22	07-Feb-23
Condenser Microphone	4180	2977900	AA-1013-22	24-Feb-23
Measuring Amplifier	NA-42KAI	34560495	AA-3005-22	22-Feb-23

2. This result of calibration was found accurate as shown on date and place of calibration for this calibrated item only.

3. This certificate is traceable to the international system of unit maintained at :

3.1 National Institute of Metrology (Thailand).

3.2 Thailand Institute of Scientific and Technological Research (TISTR).

Continuation of Calibration Certificate

Cert. No. : ACL22195
Job No. : VC65AC0081
Pages : 3 of 8

Summary of Measurement Result :

Parameter	Pass	Fail	Uncertainty (dB)	Maximum-permitted uncertainty of measurement (dB)
1. Absolute sensitivity	✓	-	0.2	N/A
2. Self-generated noise	✓	-	0.2	N/A
3. Acoustical signal tests of frequency weightings				
125 Hz	✓	-	0.3	0.6
1000 Hz	✓	-	0.3	0.6
8000 Hz	✓	-	0.3	0.7
4. Electrical signal tests of frequency weightings				
For 10 Hz to 4 kHz	✓	-	0.3	0.6
For > 4 kHz to 10 kHz	✓	-	0.3	0.7
For > 10 kHz to 20 kHz	-	-	-	1.0
5. Frequency and time weightings at 1 kHz	✓	-	0.2	0.2
6. Long - term stability	✓	-	0.1	0.1
7. Level linearity on the reference level range	✓	-	0.2	0.3
8. Level linearity including the level range control	✓	-	0.2	0.3
9. Tone burst response	✓	-	0.2	0.3
10. Peak C sound level	✓	-	0.2	0.35
11. Overload indication	✓	-	0.2	0.25
12. High level stability	✓	-	0.1	0.1

QF-TS12-04-04-020664

QF-TS12-04-04-020664

Continuation of Calibration Certificate

Cert. No. : ACL22195
Job No. : VC65AC0081
Pages : 4 of 8

Result of calibration :

1. Absolute sensitivity

Reference Acoustic Signal (dB)	Measured Value (dB)	Deviation (dB)	Acceptance Limit (dB)
93.9 (93.95)	93.9	0.0	±0.3

2. Self-generated noise

2.1 Normal test

Measured Value (dB)
15.1

2.2 The microphone of the sound level meter was replaced by electrical signal input device.

Frequency Weighting	Measured value (dB)
A - weight	13.1
C - weight	19.3
Flat	24.8

3. Acoustical signal tests of frequency weightings

Meter free-field acoustic response at a level of 84 dB

Frequency (Hz)	Deviation from various frequency weighting response curve (dB)			
	Flat	C-weight	A-weight	Acceptance Limits
125	0.1	0.1	0.1	± 1.5
1000	0.0	0.0	0.0	± 1.0
8000	1.2	1.3	1.2	±5.0

QF-TS12-04-04-020664

T. Retch.

Continuation of Calibration Certificate

Cert. No. : ACL22195
Job No. : VC65AC0081
Pages : 6 of 8

7. Level linearity on the reference level range

Anticipated Value (dB)	Measured Value (dB)	Deviated Value (dB)	Acceptance Limits (dB)
137.0	137.0	0.0	± 1.1
136.0	136.0	0.0	± 1.1
135.0	135.0	0.0	± 1.1
134.0	134.0	0.0	± 1.1
133.0	133.0	0.0	± 1.1
132.0	132.0	0.0	± 1.1
131.0	131.0	0.0	± 1.1
129.0	129.0	0.0	± 1.1
124.0	124.0	0.0	± 1.1
119.0	119.0	0.0	± 1.1
114.0	114.0	0.0	± 1.1
109.0	109.0	0.0	± 1.1
104.0	104.0	0.0	± 1.1
99.0	99.0	0.0	± 1.1
94.0	94.0	0.0	± 1.1
89.0	89.0	0.0	± 1.1
84.0	84.0	0.0	± 1.1
79.0	79.0	0.0	± 1.1
74.0	74.0	0.0	± 1.1
69.0	69.0	0.0	± 1.1
64.0	64.0	0.0	± 1.1
59.0	59.0	0.0	± 1.1
54.0	53.9	-0.1	± 1.1
49.0	49.0	0.0	± 1.1
44.0	44.0	0.0	± 1.1
39.0	39.0	0.0	± 1.1
34.0	34.0	0.0	± 1.1
30.0	30.0	0.0	± 1.1
29.0	29.0	0.0	± 1.1
28.0	28.0	0.0	± 1.1
27.0	27.0	0.0	± 1.1
26.0	26.0	0.0	± 1.1
25.0	25.0	0.0	± 1.1

QF-TS12-04-04-020664

T. Retch.

Continuation of Calibration Certificate

Cert. No. : ACL22195
Job No. : VC65AC0081
Pages : 5 of 8

4. Electrical signal tests of frequency weightings

Weighting network response with relative to 1 kHz.

Frequency (Hz)	Deviation from various frequency weighting response curve (dB)			
	Flat	C-weight	A-weight	Acceptance Limits
63	-0.1	-0.1	-0.1	±2.0
125	0.0	0.0	0.0	±1.5
250	0.0	0.0	0.0	±1.5
500	0.0	0.0	0.0	±1.5
1000	0.0	0.0	0.0	±1.0
2000	0.0	0.0	0.0	±2.0
4000	0.0	0.0	0.0	±3.0
8000	0.0	0.1	0.1	±5.0

5. Frequency and time weightings at 1 kHz

5.1 Frequency weightings at 1 kHz

Frequency Weighting	Measured Value (dB)	Deviated Value (dB)	Acceptance Limits (dB)
A - weight	94.0	0.0	-
C - weight	94.0	0.0	± 0.2
Flat	94.0	0.0	± 0.2

5.2 Time weighting at 1 kHz

Frequency Weighting	Measured Value (dB)	Deviated Value (dB)	Acceptance Limits (dB)
Fast	94.0	0.0	-
Slow	94.0	0.0	± 0.1
Leq	94.0	0.0	± 0.1

6. Long - term stability

Frequency Weighting	SLM Display at initial (dB)	SLM Display at final (dB)	Deviated Value (dB)	Acceptance Limits (dB)
A - weight	94.0	94.0	0.0	± 0.3

QF-TS12-04-04-020664

T. Retch.

Continuation of Calibration Certificate

Cert. No. : ACL22195
Job No. : VC65AC0081
Pages : 7 of 8

8. Level linearity including the level range control

Range	Anticipated Value (dB)	Measured Value (dB)	Deviated Value (dB)	Acceptance Limits (dB)
Auto	94.0	94.0	0.0	±1.1

9. Tone burst response

Time Weighting	Tone burst duration, Tb (ms)	Cycle	Anticipated Value (dB)	Measured Value (dB)	Deviated Value (dB)	Acceptance Limits (dB)
Fast	0.25	1	108.0	107.9	-0.1	1.5 ; -5.0
	2	8	117.0	117.0	0.0	1.0 ; -2.5
	200	800	134.0	134.1	0.1	±1.0
Slow	2	8	108.0	108.0	0.0	1.5 ; -5.0
	200	800	127.6	127.6	0.0	±1.0
	0.25	1	99.0	98.9	-0.1	1.5 ; -5.0
SEL	2	8	108.0	108.0	0.0	1.0 ; -2.5
	200	800	128.0	128.0	0.0	±1.0

10. Peak C sound level

Number of cycle in test signal	Anticipated Value (dB)	Measured Value, L _{peak} (dB)	Deviated Value (dB)	Acceptance Limits (dB)
Continuous	133.0	133.0	0.0	-
One	136.4	136.3	-0.1	±3.0

Number of cycle in test signal	Anticipated Value (dB)	Measured Value (dB)	Deviated Value (dB)	Acceptance Limits (dB)
Continuous	133.0	133.0	0.0	-
Positive half cycle	135.4	135.2	-0.2	±2.0
Negative half cycle	135.4	135.2	-0.2	±2.0

QF-TS12-04-04-020664

T. Retch.

Continuation of Calibration Certificate

Cert. No. : ACL22195
Job No. : VC65AC0081
Pages : 8 of 8451-451/1 Sirinthorn Rd, Bangbunru, Bangplud Bangkok 10700 THAILAND.
Tel.0-2435-8800 Fax.0-2433-1679 e-mail:cal-center@sithiphorn.com http://www.sithiphorn.comCert. No. : ACL23040
Pages : 1 of 8

11. Overload indication

Measured value (dB)		Deviated Value (dB)	Acceptance Limits (dB)
Positive one-half cycle	Negative one-half cycle		
89.5	89.6	0.1	±1.5

12. High level stability

Frequency Weighting	SLM Display at initial (dB)	SLM Display at final (dB)	Deviated Value (dB)	Acceptance Limits (dB)
A - weight	137.0	137.0	0.0	±0.3

The reported uncertainty is based on a standard uncertainty multiplied by coverage factor $k = 2$
or any value following calculation, providing a level of confidence of approximately 95 %

End of Calibration Certificate


Calibration Certificate

Equipment : SOUND LEVEL METER
Manufacturer : RION
Model : NL-42/ Microphone UC-52 / Preamplifier NH-24
Serial No. : 00709746 / 187332 / 01297
ID No. : RYG_FS0491

Condition As Found : GOOD

Customer : ALS LABORATORY GROUP (THAILAND) CO., LTD.
104 PHATTHANAKAN 40, PHATTHANAKAN ROAD,
KHAENG PHATTHANAKAN, KHET SUAN LUANG,
BANGKOK, 10250 THAILAND.

Location :
Ambient Temperature : (23.0 ± 3) °C
Pressure : (101.3 ± 3) kPa
Relative Humidity : (50.0 ± 20) %
Received Date : 06 JANUARY 2023
Calibration Date : 13-18 JANUARY 2023
Date of Issue : 19 JANUARY 2023



Calibrated by : Nathakorn Pisutpaisan

Approved by :

T. Petchurai
(Thanakul Petchurai)

This certificate is issued in accordance with the requirements of ISO/IEC 17025 standard, may not be reproduced
other than in full, except with the prior written approval of the head of Calibration Laboratory.

QF-TS12-04-04-020664

QF-TS12-04-04-020664

Continuation of Calibration Certificate

Cert. No. : ACL23040
Job No. : VC66AC0024
Pages : 2 of 8

Calibration Procedure : CP-AC-01

Calibration Method :

This equipment was calibrated by based on IEC-61672-3 (2013) Standard for sound level meter (SLM).
The SLM had tests to Acoustical and Electrical signal tests of frequency weighting with Anechoic chamber and Reference
Standard Instruments.
For tests results of each items were made by observation of each Instruments display and also with SLM's display.

Condition of this result of calibration :

1. Reference Standard Instruments :

Instrument	Model	Serial No.	Cert. No.	Due Date
Waveform Generator	33210A	MY48017076	EF-0007-22	04-Feb-23
Waveform Generator	33511B	MY52302742	EF-0008-22	04-Feb-23
Digital Multimeter	33461A	MY53220104	EEL_BP_04/0265	09-Feb-23
Digital Multimeter	33461A	MY53220076	EEL_BP_03/0265	09-Feb-23
Digital Multimeter	34461A	MY60024273	EEL_BP_05/0265	09-Feb-23
Programmable Attenuator	MAT-1070	62100114	EF-0009-22	07-Feb-23
Condenser Microphone	4180	2977900	AA-1013-22	24-Feb-23
Measuring Amplifier	NA-42KAI	34560495	AA-3005-22	22-Feb-23

2. This result of calibration was found accurate as shown on date and place of calibration for this calibrated item only.

3. This certificate is traceable to the international system of unit maintained at :

3.1 National Institute of Metrology (Thailand).

3.2 Thailand Institute of Scientific and Technological Research (TISTR).

Continuation of Calibration Certificate

Cert. No. : ACL23040
Job No. : VC66AC0024
Pages : 3 of 8

Summary of Measurement Result :

Parameter	Pass	Fail	Uncertainty (dB)	Maximum-permitted uncertainty of measurement (dB)
1. Absolute sensitivity	✓	-	0.2	N/A
2. Self-generated noise	✓	-	0.2	N/A
3. Acoustical signal tests of frequency weightings				
125 Hz	✓	-	0.3	0.6
1000 Hz	✓	-	0.3	0.6
8000 Hz	✓	-	0.3	0.7
4. Electrical signal tests of frequency weightings				
For 10 Hz to 4 kHz	✓	-	0.3	0.6
For > 4 kHz to 10 kHz	✓	-	0.3	0.7
For > 10 kHz to 20 kHz	-	-	-	1.0
5. Frequency and time weightings at 1 kHz	✓	-	0.2	0.2
6. Long - term stability	✓	-	0.1	0.1
7. Level linearity on the reference level range	✓	-	0.2	0.3
8. Level linearity including the level range control	✓	-	0.2	0.3
9. Tone burst response	✓	-	0.2	0.3
10. Peak C sound level	✓	-	0.2	0.35
11. Overload indication	✓	-	0.2	0.25
12. High level stability	✓	-	0.1	0.1

QF-TS12-04-04-020664

QF-TS12-04-04-020664

Continuation of Calibration Certificate

Cert. No. : ACL23040
Job No. : VC66AC0024
Pages : 4 of 8

Result of calibration :

1. Absolute sensitivity

Reference Acoustic Signal (dB)	Measured Value (dB)	Deviation (dB)	Acceptance Limit (dB)
93.9 (93.95)	93.9	0.0	±0.3

2. Self-generated noise

2.1 Normal test

Measured Value (dB)
15.1

2.2 The microphone of the sound level meter was replaced by electrical signal input device.

Frequency Weighting	Measured value (dB)
A - weight	12.5
C - weight	18.3
Flat	23.6

3. Acoustical signal tests of frequency weightings

Meter free-field acoustic response at a level of 84 dB

Frequency (Hz)	Deviation from various frequency weighting response curve (dB)			
	Flat	C-weight	A-weight	Acceptance Limits
125	0.0	0.0	0.1	± 1.5
1000	0.0	0.0	0.0	± 1.0
8000	1.7	1.7	1.7	±5.0

QF-TS12-04-04-020664

7. Petch

Continuation of Calibration Certificate

Cert. No. : ACL23040
Job No. : VC66AC0024
Pages : 6 of 8

7. Level linearity on the reference level range

Anticipated Value (dB)	Measured Value (dB)	Deviated Value (dB)	Acceptance Limits (dB)
137.0	137.0	0.0	± 1.1
136.0	136.0	0.0	± 1.1
135.0	135.0	0.0	± 1.1
134.0	134.0	0.0	± 1.1
133.0	133.0	0.0	± 1.1
132.0	132.0	0.0	± 1.1
131.0	131.0	0.0	± 1.1
129.0	129.0	0.0	± 1.1
124.0	124.0	0.0	± 1.1
119.0	119.0	0.0	± 1.1
114.0	114.0	0.0	± 1.1
109.0	109.0	0.0	± 1.1
104.0	104.0	0.0	± 1.1
99.0	99.0	0.0	± 1.1
94.0	94.0	0.0	± 1.1
89.0	89.1	0.1	± 1.1
84.0	84.1	0.1	± 1.1
79.0	79.1	0.1	± 1.1
74.0	74.1	0.1	± 1.1
69.0	69.1	0.1	± 1.1
64.0	64.0	0.0	± 1.1
59.0	59.1	0.1	± 1.1
54.0	54.0	0.0	± 1.1
49.0	49.1	0.1	± 1.1
44.0	44.0	0.0	± 1.1
39.0	39.0	0.0	± 1.1
34.0	34.0	0.0	± 1.1
30.0	30.1	0.1	± 1.1
29.0	29.1	0.1	± 1.1
28.0	28.0	0.0	± 1.1
27.0	27.0	0.0	± 1.1
26.0	26.1	0.1	± 1.1
25.0	25.1	0.1	± 1.1

QF-TS12-04-04-020664

7. Petch

Continuation of Calibration Certificate

Cert. No. : ACL23040
Job No. : VC66AC0024
Pages : 5 of 8

4. Electrical signal tests of frequency weightings

Weighting network response with relative to 1 kHz.

Frequency (Hz)	Deviation from various frequency weighting response curve (dB)			
	Flat	C-weight	A-weight	Acceptance Limits
63	-0.2	-0.2	-0.2	±2.0
125	-0.1	-0.1	-0.1	±1.5
250	0.0	-0.1	-0.1	±1.5
500	0.0	0.0	-0.1	±1.5
1000	0.0	0.0	0.0	±1.0
2000	0.0	0.0	0.0	±2.0
4000	0.0	0.0	0.0	±3.0
8000	0.0	0.1	0.1	±5.0

5. Frequency and time weightings at 1 kHz

5.1 Frequency weightings at 1 kHz

Frequency Weighting	Measured Value (dB)	Deviated Value (dB)	Acceptance Limits (dB)
A - weight	94.0	0.0	-
C - weight	94.0	0.0	± 0.2
Flat	94.0	0.0	± 0.2

5.2 Time weighting at 1 kHz

Frequency Weighting	Measured Value (dB)	Deviated Value (dB)	Acceptance Limits (dB)
Fast	94.0	0.0	-
Slow	94.0	0.0	± 0.1
Leq	94.0	0.0	± 0.1

6. Long - term stability

Frequency Weighting	SLM Display at initial (dB)	SLM Display at final (dB)	Deviated Value (dB)	Acceptance Limits (dB)
A - weight	94.0	94.0	0.0	± 0.3

QF-TS12-04-04-020664

7. Petch

Continuation of Calibration Certificate

Cert. No. : ACL23040
Job No. : VC66AC0024
Pages : 7 of 8

8. Level linearity including the level range control

Range	Anticipated Value (dB)	Measured Value (dB)	Deviated Value (dB)	Acceptance Limits (dB)
Auto	94.0	94.0	0.0	±1.1

9. Tone burst response

Time Weighting	Tone burst duration, Tb (ms)	Cycle	Anticipated Value (dB)	Measured Value (dB)	Deviated Value (dB)	Acceptance Limits (dB)
Fast	0.25	1	108.0	107.9	-0.1	1.5 ; -5.0
	2	8	117.0	117.0	0.0	1.0 ; -2.5
	200	800	134.0	134.0	0.0	±1.0
Slow	2	8	108.0	108.0	0.0	1.5 ; -5.0
	200	800	127.6	127.6	0.0	±1.0
SEL	0.25	1	99.0	98.9	-0.1	1.5 ; -5.0
	2	8	108.0	108.0	0.0	1.0 ; -2.5
	200	800	128.0	128.0	0.0	±1.0

10. Peak C sound level

Number of cycle in test signal	Anticipated Value (dB)	Measured Value, Lcpeak (dB)	Deviated Value (dB)	Acceptance Limits (dB)
Continuous	133.0	133.0	0.0	-
One	136.4	135.9	-0.5	±3.0

Number of cycle in test signal	Anticipated Value (dB)	Measured Value (dB)	Deviated Value (dB)	Acceptance Limits (dB)
Continuous	133.0	133.0	0.0	-
Positive half cycle	135.4	135.1	-0.3	±2.0
Negative half cycle	135.4	135.1	-0.3	±2.0

QF-TS12-04-04-020664

7. Petch

Continuation of Calibration Certificate

Cert. No. : ACL23040
Job No. : VC66AC0024
Pages : 8 of 8451-451/1 Sirinthorn Rd.,Bangbunru, Bangplud Bangkok 10700 THAILAND.
Tel.0-2435-8800 Fax.0-2433-1679 e-mail: center@sithiporn.com http://www.sithiporn.comCert. No. : ACL22241
Pages : 1 of 8

11. Overload indication

Measured value (dB)		Deviated Value (dB)	Acceptance Limits (dB)
Positive one-half cycle	Negative one-half cycle		
89.6	89.5	-0.1	±1.5

12. High level stability

Frequency Weighting	SLM Display at initial (dB)	SLM Display at final (dB)	Deviated Value (dB)	Acceptance Limits (dB)
A - weight	137.0	137.0	0.0	±0.3

The reported uncertainty is based on a standard uncertainty multiplied by coverage factor $k = 2$
or any value following calculation, providing a level of confidence of approximately 95 %

End of Calibration Certificate

Calibration Certificate

Equipment : SOUND LEVEL METER
Manufacturer : RION
Model : NL-42A/ Microphone UC-52 / Preamplifier NH-24
Serial No.: 00623395 / 198642 / 26423
ID No.: - 840.550620

Condition As Found : GOOD

Customer : ALS LABORATORY GROUP (THAILAND) CO., LTD.
104 PHATTHANAKAN 40, PHATTHANAKAN ROAD,
KHWANG PHATTHANAKAN, KHET SUAN LUANG,
BANGKOK, 10250 THAILAND.

Location :
Ambient Temperature : (23.0 ± 3) °C
Pressure : (101.3 ± 3) kPa
Relative Humidity : (50.0 ± 20) %

Received Date : 07 OCTOBER 2022
Calibration Date : 20-21 OCTOBER 2022
Date of Issue : 21 OCTOBER 2022

Calibrated by : Nathakorn Pisupaisan

Approved by :

(Thanakul Petchurai)

This certificate is issued in accordance with the requirements of ISO/IEC 17025 standard, may not be reproduced
other than in full, except with the prior written approval of the head of Calibration Laboratory.

QF-TS12-04-04-020664

QF-TS12-04-04-020664

Continuation of Calibration Certificate

Cert. No. : ACL22241
Job No. : VC65AC0089
Pages : 2 of 8

Calibration Procedure : CP-AC-01

Calibration Method :

This equipment was calibrated by based on IEC-61672-3 (2013) Standard for sound level meter (SLM).
The SLM had tests to Acoustical and Electrical signal tests of frequency weighting with Anechoic chamber and Reference
Standard Instruments.

For tests results of each items were made by observation of each Instruments display and also with SLM's display.

Condition of this result of calibration :

1. Reference Standard Instruments :

Instrument	Model	Serial No.	Cert. No.	Due Date
Waveform Generator	33210A	MY48017076	EF-0007-22	04-Feb-23
Waveform Generator	33511B	MY52302742	EF-0008-22	04-Feb-23
Digital Multimeter	33461A	MY53220104	EEL.BP. 04/0265	09-Feb-23
Digital Multimeter	33461A	MY53220076	EEL.BP. 03/0265	09-Feb-23
Digital Multimeter	34461A	MY60024273	EEL.BP. 05/0265	09-Feb-23
Programmable Attenuator	MAT-1070	62100114	EF-0009-22	07-Feb-23
Condenser Microphone	4180	2977900	AA-1013-22	24-Feb-23
Measuring Amplifier	NA-42KAI	34560495	AA-3005-22	22-Feb-23

2. This result of calibration was found accurate as shown on date and place of calibration for this calibrated item only.

3. This certificate is traceable to the international system of unit maintained at :

- 3.1 National Institute of Metrology (Thailand).
3.2 Thailand Institute of Scientific and Technological Research (TISTR).

Continuation of Calibration Certificate

Cert. No. : ACL22241
Job No. : VC65AC0089
Pages : 3 of 8

Summary of Measurement Result :

Parameter	Pass	Fail	Uncertainty (dB)	Maximum-permitted uncertainty of measurement (dB)
1. Absolute sensitivity	✓	-	0.2	N/A
2. Self-generated noise	✓	-	0.2	N/A
3. Acoustical signal tests of frequency weightings				
125 Hz	✓	-	0.3	0.6
1000 Hz	✓	-	0.3	0.6
8000 Hz	✓	-	0.3	0.7
4. Electrical signal tests of frequency weightings				
For 10 Hz to 4 kHz	✓	-	0.3	0.6
For > 4 kHz to 10 kHz	✓	-	0.3	0.7
For > 10 kHz to 20 kHz	-	-	-	1.0
5. Frequency and time weightings at 1 kHz	✓	-	0.2	0.2
6. Long - term stability	✓	-	0.1	0.1
7. Level linearity on the reference level range	✓	-	0.2	0.3
8. Level linearity including the level range control	✓	-	0.2	0.3
9. Tone burst response	✓	-	0.2	0.3
10. Peak C sound level	✓	-	0.2	0.35
11. Overload indication	✓	-	0.2	0.25
12. High level stability	✓	-	0.1	0.1

QF-TS12-04-04-020664

QF-TS12-04-04-020664

Continuation of Calibration Certificate

Cert. No. : ACL22241
Job No. : VC65AC0089
Pages : 4 of 8

Result of calibration :

1. Absolute sensitivity

Reference Acoustic Signal (dB)	Measured Value (dB)	Deviation (dB)	Acceptance Limit (dB)
93.9 (93.95)	93.9	0.0	±0.3

2. Self-generated noise

2.1 Normal test

Measured Value (dB)
14.2

2.2 The microphone of the sound level meter was replaced by electrical signal input device.

Frequency Weighting	Measured value (dB)
A - weight	9.9
C - weight	16.4
Flat	22.1

3. Acoustical signal tests of frequency weightings

Meter free-field acoustic response at a level of 84 dB

Frequency (Hz)	Deviation from various frequency weighting response curve (dB)			
	Flat	C-weight	A-weight	Acceptance Limits
125	0.3	0.3	0.3	± 1.5
1000	0.0	0.0	0.0	± 1.0
8000	0.4	0.5	0.5	±5.0

Continuation of Calibration Certificate

Cert. No. : ACL22241
Job No. : VC65AC0089
Pages : 5 of 8

4. Electrical signal tests of frequency weightings

Weighting network response with relative to 1 kHz.

Frequency (Hz)	Deviation from various frequency weighting response curve (dB)			
	Flat	C-weight	A-weight	Acceptance Limits
63	0.0	0.0	0.0	±2.0
125	0.0	0.1	0.0	±1.5
250	0.0	0.0	0.0	±1.5
500	0.0	0.1	0.0	±1.5
1000	0.0	0.0	0.0	±1.0
2000	0.0	0.1	0.0	±2.0
4000	0.0	0.0	0.0	±3.0
8000	0.0	0.1	0.1	±5.0

5. Frequency and time weightings at 1 kHz

5.1 Frequency weightings at 1 kHz

Frequency Weighting	Measured Value (dB)	Deviated Value (dB)	Acceptance Limits (dB)
A - weight	94.0	0.0	-
C - weight	94.0	0.0	± 0.2
Flat	94.0	0.0	± 0.2

5.2 Time weighting at 1 kHz

Frequency Weighting	Measured Value (dB)	Deviated Value (dB)	Acceptance Limits (dB)
Fast	94.0	0.0	-
Slow	94.0	0.0	± 0.1
Leq	94.0	0.0	± 0.1

6. Long - term stability

Frequency Weighting	SLM Display at initial (dB)	SLM Display at final (dB)	Deviated Value (dB)	Acceptance Limits (dB)
A - weight	94.0	94.0	0.0	± 0.3

QF-TS12-04-04-020664

T. P.T.A.

QF-TS12-04-04-020664

T. P.T.A.

Continuation of Calibration Certificate

Cert. No. : ACL22241
Job No. : VC65AC0089
Pages : 6 of 8

7. Level linearity on the reference level range

Anticipated Value (dB)	Measured Value (dB)	Deviated Value (dB)	Acceptance Limits (dB)
137.0	137.0	0.0	± 1.1
136.0	136.0	0.0	± 1.1
135.0	135.0	0.0	± 1.1
134.0	134.0	0.0	± 1.1
133.0	133.0	0.0	± 1.1
132.0	132.0	0.0	± 1.1
131.0	131.0	0.0	± 1.1
129.0	129.0	0.0	± 1.1
124.0	124.0	0.0	± 1.1
119.0	119.0	0.0	± 1.1
114.0	114.0	0.0	± 1.1
109.0	109.0	0.0	± 1.1
104.0	104.0	0.0	± 1.1
99.0	99.0	0.0	± 1.1
94.0	94.0	0.0	± 1.1
89.0	89.0	0.0	± 1.1
84.0	84.0	0.0	± 1.1
79.0	79.0	0.0	± 1.1
74.0	74.0	0.0	± 1.1
69.0	69.0	0.0	± 1.1
64.0	64.0	0.0	± 1.1
59.0	59.0	0.0	± 1.1
54.0	54.0	0.0	± 1.1
49.0	49.0	0.0	± 1.1
44.0	44.0	0.0	± 1.1
39.0	39.0	0.0	± 1.1
34.0	34.0	0.0	± 1.1
30.0	30.0	0.0	± 1.1
29.0	29.0	0.0	± 1.1
28.0	28.0	0.0	± 1.1
27.0	26.9	-0.1	± 1.1
26.0	25.9	-0.1	± 1.1
25.0	25.0	0.0	± 1.1

QF-TS12-04-04-020664

T. P.T.A.

Continuation of Calibration Certificate

Cert. No. : ACL22241
Job No. : VC65AC0089
Pages : 7 of 8

8. Level linearity including the level range control

Range	Anticipated Value (dB)	Measured Value (dB)	Deviated Value (dB)	Acceptance Limits (dB)
Auto	94.0	94.0	0.0	±1.1

9. Tone burst response

Time Weighting	Tone burst duration, Tb (ms)	Cycle	Anticipated Value (dB)	Measured Value (dB)	Deviated Value (dB)	Acceptance Limits (dB)
Fast	0.25	1	108.0	107.9	-0.1	1.5 ; -5.0
	2	8	117.0	117.0	0.0	1.0 ; -2.5
	200	800	134.0	134.1	0.1	±1.0
Slow	2	8	108.0	108.0	0.0	1.5 ; -5.0
	200	800	127.6	127.6	0.0	±1.0
SEL	0.25	1	99.0	98.9	-0.1	1.5 ; -5.0
	2	8	108.0	108.0	0.0	1.0 ; -2.5
	200	800	128.0	128.1	0.1	±1.0

10. Peak C sound level

Number of cycle in test signal	Anticipated Value (dB)	Measured Value, Lcpeak (dB)	Deviated Value (dB)	Acceptance Limits (dB)
Continuous	133.0	133.0	0.0	-
One	136.4	136.3	-0.1	±3.0

Number of cycle in test signal	Anticipated Value (dB)	Measured Value (dB)	Deviated Value (dB)	Acceptance Limits (dB)
Continuous	133.0	133.1	0.1	-
Positive half cycle	135.4	135.2	-0.2	±2.0
Negative half cycle	135.4	135.2	-0.2	±2.0

QF-TS12-04-04-020664

T. P.T.A.

Continuation of Calibration Certificate

Cert. No. : ACL22241
Job No. : VC65AC0089
Pages : 8 of 8

11. Overload indication

Measured value (dB)		Deviated Value (dB)	Acceptance Limits (dB)
Positive one-half cycle	Negative one-half cycle		
89.5	89.6	0.1	±1.5

12. High level stability

Frequency Weighting	SLM Display at initial (dB)	SLM Display at final (dB)	Deviated Value (dB)	Acceptance Limits (dB)
A-weight	137.0	137.0	0.0	±0.3

The reported uncertainty is based on a standard uncertainty multiplied by coverage factor $k = 2$ or any value following calculation, providing a level of confidence of approximately 95 %

End of Calibration Certificate

451-451/1 Sirinthorn Rd, Bangbunru, Bangplud Bangkok 10700 THAILAND.
Tel.0-2435-8800 Fax.0-2433-1679 e-mail:cal-center@sithiporn.com http://www.sithiporn.comCert. No. : ACL22242
Pages : 1 of 8


Calibration Certificate

Equipment : SOUND LEVEL METER
Manufacturer : RION
Model : NL-42A / Microphone UC-52 / Preamplifier NH-24
Serial No. : 00623396 / 198643 / 26424
ID No. : - 896 55 061

Condition As Found : GOOD

Customer : ALS LABORATORY GROUP (THAILAND) CO., LTD.
104 PHATTANAKAN 40, PHATTANAKAN ROAD,
KHWANG PHATTANAKAN, KHET SUAN LUANG,
BANGKOK, 10250 THAILAND.

Location : -
Ambient Temperature : (23.0 ± 3) °C
Pressure : (101.3 ± 3) kPa
Relative Humidity : (50.0 ± 20) %
Received Date : 07 OCTOBER 2022
Calibration Date : 20-21 OCTOBER 2022
Date of Issue : 21 OCTOBER 2022



Calibrated by : Nathakorn Pisutpaisan

Approved by :

T. Petchurai
(Thanakul Petchurai)

This certificate is issued in accordance with the requirements of ISO/IEC 17025 standard, may not be reproduced other than in full, except with the prior written approval of the head of Calibration Laboratory.

QF-TS12-04-04-020664

QF-TS12-04-04-020664

Continuation of Calibration Certificate

Cert. No. : ACL22242
Job No. : VC65AC0089
Pages : 2 of 8

Calibration Procedure : CP-AC-01

Calibration Method :

This equipment was calibrated by based on IEC-61672-3 (2013) Standard for sound level meter (SLM).
The SLM had tests to Acoustical and Electrical signal tests of frequency weighting with Anechoic chamber and Reference Standard Instruments.
For tests results of each items were made by observation of each Instruments display and also with SLM's display.

Condition of this result of calibration :

1. Reference Standard Instruments :

Instrument	Model	Serial No.	Cert. No.	Due Date
Waveform Generator	33210A	MY48017076	EF-0007-22	04-Feb-23
Waveform Generator	33511B	MY52302742	EF-0008-22	04-Feb-23
Digital Multimeter	33461A	MY53220104	EEL-BP_04/0265	09-Feb-23
Digital Multimeter	33461A	MY53220076	EEL-BP_03/0265	09-Feb-23
Digital Multimeter	34461A	MY60024273	EEL-BP_05/0265	09-Feb-23
Programmable Attenuator	MAT-1070	62100114	EF-0009-22	07-Feb-23
Condenser Microphone	4180	2977900	AA-1013-22	24-Feb-23
Measuring Amplifier	NA-42KAJ	34560495	AA-3005-22	22-Feb-23

2. This result of calibration was found accurate as shown on date and place of calibration for this calibrated item only.

3. This certificate is traceable to the international system of unit maintained at :

3.1 National Institute of Metrology (Thailand).

3.2 Thailand Institute of Scientific and Technological Research (TISTR).

Continuation of Calibration Certificate

Cert. No. : ACL22242
Job No. : VC65AC0089
Pages : 3 of 8

Summary of Measurement Result :

Parameter	Pass	Fail	Uncertainty (dB)	Maximum-permitted uncertainty of measurement (dB)
1. Absolute sensitivity	✓	-	0.2	N/A
2. Self-generated noise	✓	-	0.2	N/A
3. Acoustical signal tests of frequency weightings				
125 Hz	✓	-	0.3	0.6
1000 Hz	✓	-	0.3	0.6
8000 Hz	✓	-	0.3	0.7
4. Electrical signal tests of frequency weightings				
For 10 Hz to 4 kHz	✓	-	0.3	0.6
For > 4 kHz to 10 kHz	✓	-	0.3	0.7
For > 10 kHz to 20 kHz	-	-	-	1.0
5. Frequency and time weightings at 1 kHz	✓	-	0.2	0.2
6. Long-term stability	✓	-	0.1	0.1
7. Level linearity on the reference level range	✓	-	0.2	0.3
8. Level linearity including the level range control	✓	-	0.2	0.3
9. Tone burst response	✓	-	0.2	0.3
10. Peak C sound level	✓	-	0.2	0.35
11. Overload indication	✓	-	0.2	0.25
12. High level stability	✓	-	0.1	0.1

QF-TS12-04-04-020664

QF-TS12-04-04-020664

Continuation of Calibration Certificate

Cert. No. : ACL22242
Job No. : VC65AC0089
Pages : 4 of 8

Result of calibration :

1. Absolute sensitivity

Reference Acoustic Signal (dB)	Measured Value (dB)	Deviation (dB)	Acceptance Limit (dB)
93.9 (93.95)	93.9	0.0	±0.3

2. Self-generated noise

2.1 Normal test

Measured Value (dB)
14.2

2.2 The microphone of the sound level meter was replaced by electrical signal input device.

Frequency Weighting	Measured value (dB)
A - weight	10.8
C - weight	17.1
Flat	22.9

3. Acoustical signal tests of frequency weightings

Meter free-field acoustic response at a level of 84 dB

Frequency (Hz)	Deviation from various frequency weighting response curve (dB)			
	Flat	C-weight	A-weight	Acceptance Limits
125	0.2	0.2	0.2	± 1.5
1000	0.0	0.0	0.0	± 1.0
8000	0.2	0.2	0.2	±5.0

QF-TS12-04-04-020664

T. Reth

Continuation of Calibration Certificate

Cert. No. : ACL22242
Job No. : VC65AC0089
Pages : 6 of 8

7. Level linearity on the reference level range

Anticipated Value (dB)	Measured Value (dB)	Deviated Value (dB)	Acceptance Limits (dB)
137.0	137.0	0.0	± 1.1
136.0	136.0	0.0	± 1.1
135.0	135.0	0.0	± 1.1
134.0	134.0	0.0	± 1.1
133.0	133.0	0.0	± 1.1
132.0	132.0	0.0	± 1.1
131.0	131.0	0.0	± 1.1
129.0	129.0	0.0	± 1.1
124.0	124.0	0.0	± 1.1
119.0	119.0	0.0	± 1.1
114.0	114.0	0.0	± 1.1
109.0	109.0	0.0	± 1.1
104.0	104.0	0.0	± 1.1
99.0	99.0	0.0	± 1.1
94.0	94.0	0.0	± 1.1
89.0	89.0	0.0	± 1.1
84.0	84.0	0.0	± 1.1
79.0	79.0	0.0	± 1.1
74.0	74.1	0.1	± 1.1
69.0	69.1	0.1	± 1.1
64.0	64.0	0.0	± 1.1
59.0	59.1	0.1	± 1.1
54.0	54.0	0.0	± 1.1
49.0	49.0	0.0	± 1.1
44.0	44.0	0.0	± 1.1
39.0	39.0	0.0	± 1.1
34.0	34.1	0.1	± 1.1
30.0	30.0	0.0	± 1.1
29.0	29.0	0.0	± 1.1
28.0	28.1	0.1	± 1.1
27.0	27.1	0.1	± 1.1
26.0	26.1	0.1	± 1.1
25.0	25.1	0.1	± 1.1

QF-TS12-04-04-020664

T. Reth

Continuation of Calibration Certificate

Cert. No. : ACL22242
Job No. : VC65AC0089
Pages : 5 of 8

4. Electrical signal tests of frequency weightings

Weighting network response with relative to 1 kHz.

Frequency (Hz)	Deviation from various frequency weighting response curve (dB)			
	Flat	C-weight	A-weight	Acceptance Limits
63	0.0	-0.1	0.0	±2.0
125	0.0	0.0	0.0	±1.5
250	0.0	0.0	-0.1	±1.5
500	0.0	0.0	0.0	±1.5
1000	0.0	0.0	0.0	±1.0
2000	0.0	0.0	0.0	±2.0
4000	0.0	0.0	0.0	±3.0
8000	0.0	0.1	0.1	±5.0

5. Frequency and time weightings at 1 kHz

5.1 Frequency weightings at 1 kHz

Frequency Weighting	Measured Value (dB)	Deviated Value (dB)	Acceptance Limits (dB)
A - weight	94.0	0.0	-
C - weight	94.0	0.0	± 0.2
Flat	94.0	0.0	± 0.2

5.2 Time weighting at 1 kHz

Frequency Weighting	Measured Value (dB)	Deviated Value (dB)	Acceptance Limits (dB)
Fast	94.0	0.0	-
Slow	94.0	0.0	± 0.1
Leq	94.0	0.0	± 0.1

6. Long - term stability

Frequency Weighting	SLM Display at initial (dB)	SLM Display at final (dB)	Deviated Value (dB)	Acceptance Limits (dB)
A - weight	94.0	94.0	0.0	± 0.3

QF-TS12-04-04-020664

T. Reth

Continuation of Calibration Certificate

Cert. No. : ACL22242
Job No. : VC65AC0089
Pages : 7 of 8

8. Level linearity including the level range control

Range	Anticipated Value (dB)	Measured Value (dB)	Deviated Value (dB)	Acceptance Limits (dB)
Auto	94.0	94.0	0.0	±1.1

9. Tone burst response

Time Weighting	Tone burst duration, Tb (ms)	Cycle	Anticipated Value (dB)	Measured Value (dB)	Deviated Value (dB)	Acceptance Limits (dB)
Fast	0.25	1	108.0	107.9	-0.1	1.5 ; -5.0
	2	8	117.0	117.0	0.0	1.0 ; -2.5
	200	800	134.0	134.0	0.0	±1.0
Slow	2	8	108.0	108.0	0.0	1.5 ; -5.0
	200	800	127.6	127.6	0.0	±1.0
SEL	0.25	1	99.0	98.9	-0.1	1.5 ; -5.0
	2	8	108.0	108.0	0.0	1.0 ; -2.5
	200	800	128.0	128.0	0.0	±1.0

10. Peak C sound level

Number of cycle in test signal	Anticipated Value (dB)	Measured Value, L _{peak} (dB)	Deviated Value (dB)	Acceptance Limits (dB)
Continuous	133.0	133.0	0.0	-
One	136.4	136.4	0.0	±3.0

Number of cycle in test signal	Anticipated Value (dB)	Measured Value (dB)	Deviated Value (dB)	Acceptance Limits (dB)
Continuous	133.0	133.0	0.0	-
Positive half cycle	135.4	135.2	-0.2	±2.0
Negative half cycle	135.4	135.2	-0.2	±2.0

QF-TS12-04-04-020664

T. Reth

Continuation of Calibration Certificate

Cert. No. : ACL22242
Job No. : VC65AC0089
Pages : 8 of 8

11. Overload indication

Measured value (dB)		Deviated Value (dB)	Acceptance Limits (dB)
Positive	Negative		
one-half cycle	one-half cycle		
89.5	89.8	0.3	±1.5

12. High level stability

Frequency	SLM Display at initial (dB)	SLM Display at final (dB)	Deviated Value (dB)	Acceptance Limits (dB)
Weighting				
A-weight	137.0	137.0	0.0	±0.3

The reported uncertainty is based on a standard uncertainty multiplied by coverage factor $k=2$ or any value following calculation, providing a level of confidence of approximately 95%

End of Calibration Certificate

QF-TS12-04-04-020664

CERTIFICATE OF CALIBRATION

ISSUED BY Cirrus Research plc
DATE OF ISSUE 01 December 2022 CERTIFICATE NUMBER 184072Cirrus Research plc
Acoustic House
Bridlington Road
Hunmanby
North Yorkshire
YO14 0PH
United KingdomREVIEW BY *Mark P.*
APPROVED BY *John*
NEXT CAL. DATE 11/12/23Page 1 of 1
Test engineer:
Terry Goodrich
Electronically signed:
T. A. Goodrich

doseBadge Reader

Instrument

Manufacturer: Cirrus Research plc
Model Number: RC:110A
Serial Number: 73729
Notes:

Calibration Procedure

The tests were carried out in accordance with the requirements of IEC 60942:2003 where applicable.

Date of Calibration: 01 December 2022

Functionality Results

Function	Result
Keypad	
Battery Power	
Display	
Communication	
2 way IR link	
Clock	

Calibration Results

	Level (dB)	Frequency (Hz)	Distortion (% THD + Noise)
Result	113.96	998.2	0.64
Uncertainty	± 0.11	± 0.14	± 0.10
Tolerances	± 0.60	± 2.00	± 4.00

No adjustments were made during this calibration.

Environmental Conditions

Pressure: 102.11 kPa
Temperature: 23.5 °C
Humidity: 35.2 %

Notes

This certificate provides traceability of measurement to the SI system of units and/or to units of measurement realised at the National Physical Laboratory or other recognised national metrology institutes. This certificate may not be reproduced other than in full, except with the prior written approval of the issuing laboratory. The results within this certificate relate only to the items calibrated. The reported expanded uncertainty is based on a standard uncertainty multiplied by a coverage factor $k=2$, providing a coverage probability of approximately 95%.

CERTIFICATE OF CALIBRATION

ISSUED BY Cirrus Research plc
DATE OF ISSUE 05 January 2023 CERTIFICATE NUMBER 185460REVIEW BY *Mark P.*
APPROVED BY *John*
NEXT CAL. DATE 5/1/24Cirrus Research plc
Acoustic House
Bridlington Road
Hunmanby
North Yorkshire
YO14 0PH
United Kingdom

Page 1 of 1

Test engineer:
Terry Goodrich
Electronically signed:
T. A. Goodrich

doseBadge Reader

Instrument

Manufacturer: Cirrus Research plc
Model Number: RC:110A
Serial Number: 89107
Notes:

Calibration Procedure

The tests were carried out in accordance with the requirements of IEC 60942:2003 where applicable.

Date of Calibration: 05 January 2023

Functionality Results

Function	Result
Keypad	
Battery Power	
Display	
Communication	
2 way IR link	
Clock	

Calibration Results

	Level (dB)	Frequency (Hz)	Distortion (% THD + Noise)
Result	113.97	1002.2	0.13
Uncertainty	± 0.11	± 0.14	± 0.10
Tolerances	± 0.60	± 2.00	± 4.00

No adjustments were made during this calibration.

Environmental Conditions

Pressure: 100.38 kPa
Temperature: 23.6 °C
Humidity: 41.7 %

Notes

This certificate provides traceability of measurement to the SI system of units and/or to units of measurement realised at the National Physical Laboratory or other recognised national metrology institutes. This certificate may not be reproduced other than in full, except with the prior written approval of the issuing laboratory. The results within this certificate relate only to the items calibrated. The reported expanded uncertainty is based on a standard uncertainty multiplied by a coverage factor $k=2$, providing a coverage probability of approximately 95%.

CERTIFICATE OF CALIBRATION

ISSUED BY Cirrus Research plc
DATE OF ISSUE 07 October 2022 CERTIFICATE NUMBER 181219Cirrus Research plc
Acoustic House
Bridlington Road
Hunmanby
North Yorkshire
YO14 0PH
United KingdomPage 1 of 1
Test engineer:
Nigel Smith
Electronically signed:
N.D. Smith

doseBadge Reader

Instrument

Manufacturer: Cirrus Research plc
Model Number: RC:110A
Serial Number: 76062
Notes:

Calibration Procedure

The tests were carried out in accordance with the requirements of IEC 60942:2003 where applicable.

Date of Calibration: 07 October 2022

Functionality Results

Function	Result
Keypad	
Battery Power	
Display	
Communication	
2 way IR link	
Clock	

Calibration Results

	Level (dB)	Frequency (Hz)	Distortion (% THD + Noise)
Initial	113.66	1009.5	0.36
Adjusted	113.99	1009.5	0.41
Uncertainty	± 0.11	± 0.14	± 0.10
Tolerances	± 0.60	± 2.00	± 4.00

Environmental Conditions

Pressure: 100.27 kPa
Temperature: 23.8 °C
Humidity: 45.9 %

Notes

This certificate provides traceability of measurement to the SI system of units and/or to units of measurement realised at the National Physical Laboratory or other recognised national metrology institutes. This certificate may not be reproduced other than in full, except with the prior written approval of the issuing laboratory. The results within this certificate relate only to the items calibrated. The reported expanded uncertainty is based on a standard uncertainty multiplied by a coverage factor $k=2$, providing a coverage probability of approximately 95%.

CERTIFICATE OF CALIBRATION

ISSUED BY Cirrus Research plc

DATE OF ISSUE 03 November 2022 CERTIFICATE NUMBER 182475

REVIEW BY *Handom P.*

APPROVED BY *Handom P.*

NEXT CAL DATE 1/11/23

Page 1 of 1

Test engineer: Nigel Smith

Electronically signed: *Nigel Smith*

Cirrus Research plc
Acoustic House
Bridlington Road
Hunmanby
North Yorkshire
YO14 0PH
United Kingdom

doseBadge Reader

Instrument

Manufacturer: Cirrus Research plc

Model Number: RC:110A

Serial Number: 75996

Notes:

Calibration Procedure

The tests were carried out in accordance with the requirements of IEC 60942:2003 where applicable.

Date of Calibration: 01 November 2022

Functionality Results

Function	Result
Keypad	
Battery Power	
Display	
Communication	
2 way IR link	
Clock	

Calibration Results

	Level (dB)	Frequency (Hz)	Distortion (% THD + Noise)
Initial	114.25	1004.0	0.26
Adjusted	114.00	1004.0	0.26
Uncertainty	± 0.11	± 0.14	± 0.10
Tolerances	± 0.60	± 2.00	± 4.00

Environmental Conditions

Pressure: 99.05 kPa

Temperature: 22.1 °C

Humidity: 48.6 %

Notes

This certificate provides traceability of measurement to the SI system of units and/or to units of measurement realised at the National Physical Laboratory or other recognised national metrology institutes. This certificate may not be reproduced other than in full, except with the prior written approval of the issuing laboratory. The results within this certificate relate only to the items calibrated. The reported expanded uncertainty is based on a standard uncertainty multiplied by a coverage factor k=2, providing a coverage probability of approximately 95%.

63/14-15,67/35-36, Soi Petchkasem 7/71, Petchkasem Rd,
Wathapra, Bangkokyai, Bangkok 10600 Thailand.

Tel: (66) 02-8680812#13 Fax: (66) 02-8680860 www.jiranatee.com

Certificate No.: CL-012-66

Page 2 of 2

Result of Calibration: ☒ Without Adjustment ☐ With Adjustment

Calibration Range: 20 - 40 °C

Function:

Table 1: This equipment was connected with wet bulb probe Model: HP3201.2 S/N: 18021466.
Dimension: Diameter 14 mm. Length 170 mm.

Immersion Depth (mm)	Standard Reading (°C)	UUC Reading (°C)	Error (°C)	Uncertainty (°C)
60	20.055	20.0	-0.1	0.099
60	25.048	25.0	0.0	0.099
60	30.039	30.0	0.0	0.099
60	35.030	35.0	0.0	0.099
60	40.016	40.0	0.0	0.099

Table 2: This equipment was connected with temperature probe Model: TP3207.2 S/N: 18021258.
Dimension: Diameter 14 mm. Length 150 mm.

Immersion Depth (mm)	Standard Reading (°C)	UUC Reading (°C)	Error (°C)	Uncertainty (°C)
70	20.057	20.2	0.1	0.099
70	25.048	25.1	0.1	0.099
70	30.039	30.0	0.0	0.099
70	35.029	35.0	0.0	0.099
70	40.015	39.9	-0.1	0.099

Table 3: This equipment was connected with Globe thermometer probe Model: TP3276.2 S/N: 18020493.
Dimension: Diameter 8 mm. Length 170 mm.

Immersion Depth (mm)	Standard Reading (°C)	UUC Reading (°C)	Error (°C)	Uncertainty (°C)
110	20.056	20.1	0.0	0.099
110	25.047	25.1	0.1	0.099
110	30.039	30.1	0.1	0.099
110	35.028	35.1	0.1	0.099
110	40.015	40.1	0.1	0.099

UUC*: Unit Under Calibration

The reported expanded uncertainty is based on standard uncertainty multiplied by a coverage factor k=2 providing a level of confidence of approximately 95%.

★ End of Certificate ★



63/14-15,67/35-36, Soi Petchkasem 7/71, Petchkasem Rd,
Wathapra, Bangkokyai, Bangkok 10600 Thailand.

Tel: (66) 02-8680812#13 Fax: (66) 02-8680860 www.jiranatee.com

J NAC

IRANATE ASSOCIATES CO., LTD.

CERTIFICATE OF CALIBRATION

Certificate No.: CL-012-66

Page 1 of 2

Equipment Name: Heat Stress Monitor

Manufacturer: Delta OHM

Model: HD32.2

Serial No: 18018311

ID No: RYG_FS0356

Customer

Name: ALS laboratory group (thailand) Co., Ltd.

Address: 104 Phatthanakan 40, Phatthanakan Rd.,
Khwaeng Suan Luang, Khet Suan Luang, Bangkok
10250 Thailand.

Received date: 23 Jan 2023

Calibration date: 02 Feb 2023

Issue date: 06 Feb 2023

Reference Used During Calibration

1. Standard Temperature Probe Model: STS-100 A500,
Serial No: 667682-09, Due date: 23 Mar 2023

2. Digital Temperature Indicator Model: DTI-1000-A MK
II, Serial No.: 671407-00591 Due date: 22 July 2023

Calibration Condition

Temperature: (23±3) °C

Relative Humidity: (55±15)%

Calibration Procedure

The temperature calibration was done by In-House calibration method as WI-CL-001 according to comparison method with standard digital temperature indicator and standard temperature probe. The temperature scale use was based on ITS-90.

Traceability

The measurement results are traceable to the international system of units (SI) through National Institute of Metrology Thailand (NIMT) Certificate number: TT-0034-22, Certificate number: ER-0092-22

REVIEW BY *Handom P.*

APPROVED BY *Handom P.*

NEXT CAL DATE 2/2/24

Calibrated by

☒ Mr. Sorawit Thachalad

☐ Miss Jittraporn Lertsomphol



Approved Signatory: *Mr. Parinya Booncharoen*

Calibration Department Manager

THIS CERTIFICATE REPORT MAY NOT BE REPRODUCED EXCEPT IN FULL UNLESS PERMISSION FOR REPRODUCTION HAS BEEN OBTAINED IN WRITING FROM THE LABORATORY.

63/14-15,67/35-36, Soi Petchkasem 7/71, Petchkasem Rd,
Wathapra, Bangkokyai, Bangkok 10600 Thailand.

Tel: (66) 02-8680812#13 Fax: (66) 02-8680860 www.jiranatee.com

J NAC

IRANATE ASSOCIATES CO., LTD.

CERTIFICATE OF CALIBRATION

Certificate No.: CL-013-66

Page 1 of 2

Equipment Name: Heat Stress Monitor

Manufacturer: Delta OHM

Model: HD32.2

Serial No: 18018311

ID No: RYG_FS0357

Customer

Name: ALS laboratory group (thailand) Co., Ltd.

Address: 104 Phatthanakan 40, Phatthanakan Rd.,
Khwaeng Suan Luang, Khet Suan Luang, Bangkok
10250 Thailand.

Received date: 23 Jan 2023

Calibration date: 02 Feb 2023

Issue date: 06 Feb 2023

Reference Used During Calibration

1. Standard Temperature Probe Model: STS-100 A500,
Serial No: 667682-09, Due date: 23 Mar 2023

2. Digital Temperature Indicator Model: DTI-1000-A MK
II, Serial No.: 671407-00591 Due date: 22 July 2023

Calibration Condition

Temperature: (23±3) °C

Relative Humidity: (55±15)%

Calibration Procedure

The temperature calibration was done by In-House calibration method as WI-CL-001 according to comparison method with standard digital temperature indicator and standard temperature probe. The temperature scale use was based on ITS-90.

Traceability

The measurement results are traceable to the international system of units (SI) through National Institute of Metrology Thailand (NIMT) Certificate number: TT-0034-22, Certificate number: ER-0092-22

REVIEW BY *Handom P.*

APPROVED BY *Handom P.*

NEXT CAL DATE 2/2/24

Calibrated by

☒ Mr. Sorawit Thachalad

☐ Miss Jittraporn Lertsomphol



Approved Signatory: *Mr. Parinya Booncharoen*

Calibration Department Manager

THIS CERTIFICATE REPORT MAY NOT BE REPRODUCED EXCEPT IN FULL UNLESS PERMISSION FOR REPRODUCTION HAS BEEN OBTAINED IN WRITING FROM THE LABORATORY.

Result of Calibration: ☒ Without Adjustment ☐ With Adjustment

Calibration Range: 20 ~ 40 °C

Function:

Table 1: This equipment was connected with wet bulb probe Model: HP3201.2 S/N: 18021464.
Dimension: Diameter 14 mm. Length 170 mm.

Immersion Depth (mm)	Standard Reading (°C)	UUC Reading (°C)	Error (°C)	Uncertainty (°C)
60	20.061	20.0	-0.1	0.099
60	25.047	25.0	0.0	0.099
60	30.040	30.0	0.0	0.099
60	35.034	35.0	0.0	0.099
60	40.020	40.0	0.0	0.099

Table 2: This equipment was connected with temperature probe Model: TP3207.2 S/N: 18021263.
Dimension: Diameter 14 mm. Length 150 mm.

Immersion Depth (mm)	Standard Reading (°C)	UUC Reading (°C)	Error (°C)	Uncertainty (°C)
70	20.060	20.1	0.0	0.099
70	25.048	25.0	0.0	0.099
70	30.040	29.9	-0.1	0.099
70	35.034	34.9	-0.1	0.099
70	40.021	39.8	-0.2	0.099


Table 3: This equipment was connected with Globe thermometer probe Model: TP3276.2 S/N: 18020495.
Dimension: Diameter 8 mm. Length 170 mm.

Immersion Depth (mm)	Standard Reading (°C)	UUC Reading (°C)	Error (°C)	Uncertainty (°C)
110	20.060	20.1	0.0	0.14
110	25.047	25.0	0.0	0.099
110	30.040	30.0	0.0	0.099
110	35.034	35.0	0.0	0.099
110	40.020	40.0	0.0	0.099

UUC*: Unit Under Calibration

The reported expanded uncertainty is based on standard uncertainty multiplied by a coverage factor k=2 providing a level of confidence of approximately 95%.

* End of Certificate *



CERTIFICATE OF CALIBRATION

Certificate No.: CL-137-65
Page 1 of 2

Equipment Name: Heat Stress Monitor
Manufacturer: DeltaOHM
Model: HD32.2
Serial No: 15020734
ID No: RYG_FS0230

Customer
Name: ALS laboratory group (thailand) Co., Ltd.
Address: 104 Phatthanakan 40, Phatthanakan Rd., Khwaeng Suan Luang, Khet Suan Luang, Bangkok 10250 Thailand.


Received date: 23 Aug 2022
Calibration date: 25 Aug 2022
Issue date: 9 Sep 2022

Reference Used During Calibration
1. Standard Temperature Probe Model: STS-100 A500, Serial No.: 667682-09, Due date: 23 Mar 2023
2. Digital Temperature Indicator Model: DTI-1000A MK II, Serial No.: 671407-00591 Due date: 22 July 2023

Calibration Condition
Temperature: (23±3) °C
Relative Humidity: (55±15)%

Calibration Procedure
The temperature calibration was done by In-House calibration method as WI-CL-001 according to comparison method with standard digital temperature indicator and standard temperature probe. The temperature scale use was based on ITS-90.

Traceability
The measurement results are traceable to the international system of units (SI) through National Institute of Metrology Thailand (NIMT) Certificate number: TT-0034-22, Certificate number: ER-0092-22



Calibrated by
☐ Mr. Sorawit Thachalad
☒ Miss Jittrapon Lertsomphol

Approved Signatory:
Mr. Parinya Booncharoen
Calibration Department Manager



THIS CERTIFICATE REPORT MAY NOT BE REPRODUCED EXCEPT IN FULL UNLESS PERMISSION FOR REPRODUCTION HAS BEEN OBTAINED IN WRITING FROM THE LABORATORY.

Result of Calibration: ☒ Without Adjustment ☐ With Adjustment

Calibration Range: 20 ~ 40 °C

Function:

Table 1: This equipment was connected with wet bulb probe Model: HP3201.2 S/N: 17015112.
Dimension: Diameter 14 mm. Length 170 mm.

Immersion Depth (mm)	Standard Reading (°C)	UUC Reading (°C)	Error (°C)	Uncertainty (°C)
30	20.044	20.0	0.0	0.099
30	25.038	25.0	-0.1	0.14
30	30.032	29.9	-0.1	0.099
30	35.025	34.9	-0.1	0.099
30	40.019	39.9	-0.1	0.099

Table 2: This equipment was connected with temperature probe Model: TP3207.2 S/N: 1503222.
Dimension: Diameter 14 mm. Length 150 mm.

Immersion Depth (mm)	Standard Reading (°C)	UUC Reading (°C)	Error (°C)	Uncertainty (°C)
70	20.044	20.2	0.2	0.099
70	25.038	25.0	0.0	0.099
70	30.032	29.8	-0.2	0.099
70	35.025	34.6	-0.4	0.099
70	40.018	39.4	-0.6	0.099

Table 3: This equipment was connected with Globe thermometer probe Model: TP3276.2 S/N: 15028482.
Dimension: Diameter 8 mm. Length 170 mm.

Immersion Depth (mm)	Standard Reading (°C)	UUC Reading (°C)	Error (°C)	Uncertainty (°C)
110	20.044	20.1	0.1	0.099
110	25.038	25.1	0.1	0.099
110	30.032	30.1	0.1	0.099
110	35.025	35.1	0.1	0.099
110	40.019	40.0	0.0	0.099

UUC*: Unit Under Calibration

The reported expanded uncertainty is based on standard uncertainty multiplied by a coverage factor k=2 providing a level of confidence of approximately 95%.

* End of Certificate *



CERTIFICATE OF CALIBRATION

Certificate No.: CL-134-65
Page 1 of 2

Equipment Name: Heat Stress Monitor
Manufacturer: DeltaOHM
Model: HD32.2
Serial No: 15020735
ID No: RYG_FS0231

Customer
Name: ALS laboratory group (thailand) Co., Ltd.
Address: 104 Phatthanakan 40, Phatthanakan Rd., Khwaeng Suan Luang, Khet Suan Luang, Bangkok 10250 Thailand.


Received date: 27 Jul 2022
Calibration date: 3 Aug 2022
Issue date: 8 Aug 2022

Reference Used During Calibration
1. Standard Temperature Probe Model: STS-100 A500, Serial No.: 667682-09, Due date: 23 Mar 2023
2. Digital Temperature Indicator Model: DTI-1000A MK II, Serial No.: 671407-00591 Due date: 04 June 2022

Calibration Condition
Temperature: (23±3) °C
Relative Humidity: (55±15)%

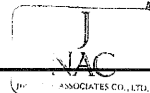
Calibration Procedure
The temperature calibration was done by In-House calibration method as WI-CL-001 according to comparison method with standard digital temperature indicator and standard temperature probe. The temperature scale use was based on ITS-90.

Traceability
The measurement results are traceable to the international system of units (SI) through National Institute of Metrology Thailand (NIMT) Certificate number: TT-0034-22, Certificate number: ER-0032-21



Calibrated by
☐ Mr. Sorawit Thachalad
☒ Miss Jittrapon Lertsomphol

Approved Signatory:
Mr. Parinya Booncharoen
Calibration Department Manager



THIS CERTIFICATE REPORT MAY NOT BE REPRODUCED EXCEPT IN FULL UNLESS PERMISSION FOR REPRODUCTION HAS BEEN OBTAINED IN WRITING FROM THE LABORATORY.



63/14-16,67/35-36, Soi Petchkasem7,7/1, Petchkasem Rd.
Wattapra, Bangkokkaiy, Bangkok 10600 Thailand.
Tel: (66) 02-8680812#13 Fax: (66) 02-8680860 www.jiranstee.com



Certificate No.: CL-134-65
Page 2 of 2

Result of Calibration: ☒ Without Adjustment ☐ With Adjustment

Calibration Range: 20 - 40 °C

Function: Table 1: This equipment was connected with wet bulb probe Model: HP3201.2 S/N: 15035050.
Dimension: Diameter 14 mm. Length 170 mm.

Immersion Depth (mm)	Standard Reading (°C)	UUC Reading (°C)	Error (°C)	Uncertainty (°C)
30	20.043	20.1	0.1	0.099
30	25.037	25.1	0.0	0.14
30	30.027	30.0	0.0	0.14
30	35.021	35.0	0.0	0.099
30	40.012	40.0	0.0	0.099

Table 2: This equipment was connected with temperature probe Model: TP3207.2 S/N: 15033221.
Dimension: Diameter 14 mm. Length 150 mm.

Immersion Depth (mm)	Standard Reading (°C)	UUC Reading (°C)	Error (°C)	Uncertainty (°C)
70	20.043	20.1	0.1	0.099
70	25.037	24.9	-0.1	0.099
70	30.028	29.7	-0.3	0.099
70	35.021	34.5	-0.5	0.099
70	40.011	39.5	-0.5	0.099

Table 3: This equipment was connected with Globe thermometer probe Model: TP3276.2 S/N: 17023218.
Dimension: Diameter 8 mm. Length 170 mm.

Immersion Depth (mm)	Standard Reading (°C)	UUC Reading (°C)	Error (°C)	Uncertainty (°C)
110	20.043	20.1	0.1	0.099
110	25.037	25.1	0.1	0.099
110	30.028	30.1	0.1	0.099
110	35.021	35.1	0.1	0.099
110	40.012	40.1	0.1	0.099

UUC* : Unit Under Calibration

The reported expanded uncertainty is based on standard uncertainty multiplied by a coverage factor $k=2$ providing a level of confidence of approximately 95%.

★ End of Certificate ★



TECHNOLOGY PROMOTION ASSOCIATION (THAILAND-JAPAN)
CORPORATE SERVICES 3: EQUIPMENT CALIBRATION AND TESTING SERVICES
534/4 PATTANAKARN ROAD SOI 18, SUANLIANG, SUANLIANG, BANGKOK 10250
TEL. 0-2717-3000-24 FAX. 0-2719-9484



Certificate of Calibration

Certificate No.: 22PH448
Page: 1 of 2

Equipment: Lux Meter
Manufacturer: PEAK METER
Model: PM6612L
Serial No.: H12A-D16371
ID No.: RYG_FS0538
Condition As-Received: Used Item
Received Date: 31 August 2022
Calibration Date: 02 September 2022

This certificate may not be reproduced other than in full, except with the prior written approval of the head of Corporate Services 3: Equipment Calibration and Testing Services.

Reference: 2208-1093WSC Submitted by: ALS Laboratory Group (Thailand) Co., Ltd.
Ambient Temperature: (23 ± 2) °C
Relative Humidity: (50 ± 15) %

104 Phatthanakan 40, Phatthanakan Rd.,
Khwaeng Phatthanakan, Khet Suan Luang,
Bangkok 10250 Thailand

Procedure used: Calibration were conducted using In-house calibration procedure CP-PH01 by measuring against luminous-intensity standard lamp (source-based method) According to the inverse square law measurement method.

Condition of this result of calibration

1. Reference standards instruments:

Instrument	Model	Serial No.	Certificate No.	Due Date
1) High-accuracy Irradiance Standard	OL-FEL-U	F-1471	TP-1037-21	18 Oct 2022
2) Photometry & Encoder	LMguide 9.6 m	120RC003	61-140006-1	30 Apr 2023

2. This result of calibration was made on requested at the point specified by customer.

3. Test Equipment: Programmable Voltage/Current Source (Model: OL83A, S/N: 09220284).

4. Test Equipment: Illuminance Meter (Model: 51002, S/N: 080129).

5. The certificate is valid only to the item calibrated on date and place of calibration.

6. This Certification is traceable to the International System of Unit maintained at:-

-National Institute of Metrology Thailand (NIMT)

REVIEW BY: *Nantawat Khamchai*
APPROVED BY: *Phanee Prabpaipal*
NEXT CAL. DATE: 24/8/23

Calibrated by: Nivat Nitas
Issue Date: 06 September 2022

Approved Signatory: *Phanee Prabpaipal*
☐ Phanee Prabpaipal
☐ Chatchawan Khunpluek
☒ Nuntawat Khamchai

B 0296367



Cert. No.: 22PH448
Page.: 2 of 2

Result of calibration: () Without adjustment (*) After adjustment
Function: Illuminance Measurement Range: Autorange

Standard Value	Before Adjust UUC* Reading	After Adjust UUC* Reading	Error	Uncertainty
(lx)	(lx)	(lx)	(lx)	(± lx)
0	0.00	0.00	0.00	0.060
15	-	15.06	0.06	0.22
100	-	100.7	0.7	1.5
500	-	498	-2	7.3
1000	914	995	-5	15
2000	-	2024	24	30
3000	-	2940	-60	45
4000	-	3960	-40	59
5000	4580	5000	0	74

The reported uncertainty of measurement was based on a standard uncertainty multiplied by a coverage factor $k=2$, providing a level of confidence of approximately 95 %

Before adjustment light source factor setting mode: L0 = 1.121

After adjustment light source factor setting mode: L0 = 1.227

UUC* = Unit Under Calibration.

-o0o-



TECHNOLOGY PROMOTION ASSOCIATION (THAILAND-JAPAN)
CORPORATE SERVICES 3: EQUIPMENT CALIBRATION AND TESTING SERVICES
534/4 PATTANAKARN ROAD SOI 18, SUANLIANG, SUANLIANG, BANGKOK 10250
TEL. 0-2717-3000-24 FAX. 0-2719-9484



Certificate of Calibration

Certificate No.: 22PH442
Page: 1 of 2

Equipment: Lux Meter
Manufacturer: PEAK METER
Model: PM6612L
Serial No.: H12A-D16385
ID No.: RYG_FS0537
Condition As-Received: Used Item
Received Date: 22 August 2022
Calibration Date: 24 August 2022

This certificate may not be reproduced other than in full, except with the prior written approval of the head of Corporate Services 3: Equipment Calibration and Testing Services.

Reference: 2208-0751WSC Submitted by: ALS Laboratory Group (Thailand) Co., Ltd.
Ambient Temperature: (23 ± 2) °C
Relative Humidity: (50 ± 15) %

104 Phatthanakan 40, Phatthanakan Rd.,
Khwaeng Phatthanakan, Khet Suan Luang,
Bangkok 10250 Thailand

Procedure used: Calibration were conducted using In-house calibration procedure CP-PH01 by measuring against luminous-intensity standard lamp (source-based method) According to the inverse square law measurement method.

Condition of this result of calibration

1. Reference standards instruments:

Instrument	Model	Serial No.	Certificate No.	Due Date
1) Photometry & Encoder	LMguide 9.6 m	120RC003	61-140006-1	30 Apr 2023
2) High-accuracy Irradiance Standard	OL-FEL-U	F-1471	TP-1037-21	18 Oct 2022

2. This result of calibration was made on requested at the point specified by customer.

3. Test Equipment: Programmable Voltage/Current Source (Model: OL83A, S/N: 09220284).

4. Test Equipment: Illuminance Meter (Model: 51002, S/N: 080129).

5. The certificate is valid only to the item calibrated on date and place of calibration.

6. This Certification is traceable to the International System of Unit maintained at:-

-National Institute of Metrology Thailand (NIMT)

REVIEW BY: *Nantawat Khamchai*
APPROVED BY: *Phanee Prabpaipal*
NEXT CAL. DATE: 24/8/23

Calibrated by: Nivat Nitas
Issue Date: 26 August 2022

Approved Signatory: *Phanee Prabpaipal*
☐ Phanee Prabpaipal
☐ Chatchawan Khunpluek
☒ Nuntawat Khamchai



Cert. No.: 22PH422
Page.: 2 of 2

Result of calibration: () Without adjustment (*) After adjustment

Function : Illuminance Measurement Range : Autorange

Standard Value	Before Adjust UUC* Reading	After Adjust UUC* Reading	Error	Uncertainty
(lx)	(lx)	(lx)	(lx)	(± lx)
0	0.00	0.00	0.00	0.060
15	-	15.14	0.14	0.22
100	-	101.1	1.1	1.5
500	-	498	-2	7.3
1000	891	1000	0	15
2000	-	2012	12	30
3000	-	3030	30	45
4000	-	4030	30	59
5000	4510	5050	50	74

The reported uncertainty of measurement was based on a standard uncertainty multiplied by a coverage factor $k = 2$, providing a level of confidence of approximately 95 %

Before adjustment light source factor setting mode : $L_0 = 1.060$

After adjustment light source factor setting mode : $L_0 = 1.190$

UUC* = Unit Under Calibration.

-o0o-

a 1123056



TECHNOLOGY PROMOTION ASSOCIATION (THAILAND-JAPAN)
CORPORATE SERVICES 3: EQUIPMENT CALIBRATION AND TESTING SERVICES
534/4 PATTANAKARN ROAD SOI 18, SUANLUANG, SUANLUANG BANGKOK 10250
TEL. 0-2717-3000-29 FAX 0-2719-9484



Cert.No.: 23CH275
Page.: 1 of 3

Certificate of Calibration

Equipment : pH Meter
Manufacturer : Mettler Toledo
Model : SevenCompact S220
Serial No. : C104059460
ID No. : RYG_EN0183
Condition As-Received : Used Item
Received Date : 24 February 2023
Calibration Date : 27 February 2023
Reference : 2302-0886DSC-2
Submitted by : ALS Laboratory Group (Thailand) Co., Ltd.
(Rayong Branch)
616/10 Moo 5, T.Maenam Khu, A.Pluskaeng,
Rayong 21140, Thailand

Ambient Temperature : $(25 \pm 2.5) ^\circ\text{C}$
Relative Humidity : $(50 \pm 15) \%$
Calibration Procedure : In - house method :
- CP-CH5 by direct measurement with standard voltage calibrator and direct measurement with certified reference material (CRM)
- CP-CH8 by comparison with standard thermometer

Calibrated by : Walalak Sirithean

Approved by :
Approved Signatory

() Malee Butkruea
(✓) Sathip Meangmai
() Warakorn Lerngagrakul

Issue Date : 28 February 2023
The Uncertainties are for a confidence probability of approximately 95%

This certificate may not be reproduced other than in full, except with the prior written approval of the head of Corporate Services 3: Equipment Calibration and Testing Services.

A 0051538



Cert.No.: 23CH275
Page.: 2 of 3

Condition of this calibration result

1. Reference Standard Instrument :-

Instrument	Serial No.	ID No.	Cert. No.	Due Date
1) Document Process Calibrator	54030049	130RC116	22E2769	24 Aug 2023
2) Ref. Standard Thermometer	4982054	110RC044	22H306	27 Oct 2023

This certification is traceable to the International System of Unit maintained at:-
- Traceable to National Institute of Metrology (Thailand), NIMT

2. Certified Reference Materials : The measurement results are traceable to SI through CPA chem Ltd.,
ANSI-ASQ National Accreditation Board, Accredited No. AR-1835

Buffer Solution	Manufacturer	Lot No.	Exp. date
pH 4.008	CPA chem	826588	09 July 2024
pH 6.987	CPA chem	826589	09 July 2023
pH 10.010	CPA chem	863835	28 Dec 2023

3. This certificate is valid only to the item calibrated on date and place of calibration.

Calibration Results

Function : mV Measurement

Performing standard curve by Fluke at pH (4,7,10)

Unit Under Calibration	Nominal Value	Standard Voltage Input	Actual Reading		Uncertainty of Measurement (± mV)	Coverage factor k
	pH	mV	mV	pH		
pH Meter S/N.: C104059460	4.000	177.48	177.4	4.000	0.058	2.00
	7.000	0.00	-0.1	7.000	0.058	2.00
	10.000	-177.48	-177.5	10.000	0.058	2.00



Cert.No.: 23CH275
Page.: 3 of 3

Calibration Results

Function : pH Measurement

Performing three buffers standard curve by using buffer nominal pH (4,7,10)

Unit Under Calibration	Standard pH Buffer Solution	Actual pH Reading	Actual mV Reading (mV)	Uncertainty of pH measurement (±)	Coverage factor k
pH Electrode S/N.: 1453404	4.008	4.008	179.1	0.0046	2.00
	6.987	6.988	4.7	0.0084	2.00
	10.010	10.013	-172.4	0.0069	2.00

Function : Temperature Measurement

(*) Without adjustment

This equipment was connected with Temperature Probe;

- Model : InLabExpert Pro-ISM
- Serial No. : 1453404
Dimension of probe;
- Length : 120 mm.
- Diameter : 12 mm.
- Immersion Depth : 100 mm.

Calibration Point (°C)	Standard Temperature (°C)	UUC* Reading (°C)	Error (°C)	Uncertainty of measurement (± °C)	Coverage factor k
25.0	25.001	24.8	-0.201	0.13	2.00

Remark : - UUC* = Unit Under Calibration

The reported uncertainty of measurement was based on a standard uncertainty multiplied by a coverage factor k , providing a level of confidence of approximately 95 %.

-o0o-

a 1149925

a 1149924



Certificate of Calibration

Certificate No.: 23E753
Page: 1 of 2

Equipment: pH Meter
Manufacturer: Mettler Toledo
Model: SevenCompact S220
Serial No.: C104059460
ID No.: RYG_EN0183
Condition As-Received: Used Item
Received Date: 24 February 2023
Calibration Date: 28 February 2023
Reference: 2302-0886DSC
Ambient Temperature: (23 ± 2) °C
Relative Humidity: (50 ± 10) %

This certificate may not be reproduced other than in full, except with the prior written approval of the head of Corporate Services 3: Equipment Calibration and Testing Services.

Submitted by: ALS Laboratory Group (Thailand) Co., Ltd. (Rayong Branch)
616/10 Moo 5, T.Maenam Khu, A.Pluakdaeng,
Rayong 21140, Thailand

Procedure used: Calibration were conducted using In-house calibration Procedure CP-E17 According to direct measurement method with Multi-Product Calibrator.

Condition of this result of calibration

1. Reference standards instruments:

Instrument	Model	Serial No.	Certificate No.	Due Date
1) Multi-Product Calibrator	5500A	6440007	22E1670	18 May 2023

2. This result of calibration was made on requested at the point specified by customer.
3. The certificate is valid only to the item calibrated on date and place of calibration.
4. This Certification is traceable to the International System of Unit maintained at:-
- National Institute of Metrology Thailand (NIMT)

Calibrated by: Wutthareeporn Wongchutikrane
Issue Date: 02 March 2023
Approved Signatory: [Signature]
[] Phalinee Prabpaipal
[x] Nuntawat Khamchai
[] Ponthipha Tameyakul

B 0309672

a 1150477



Certificate of Calibration

Certificate No.: C06220464
Page 2 of 3

Equipment: SPECTROPHOTOMETER
Model: DR8000
Serial No. (or ID): 1627845 (RYG_EN0037)
Manufacturer: HACH
Condition: In Condition
Customer: ALS Laboratory Group (Thailand) Co., Ltd. (Rayong Branch)
616/10 Moo 5 T.Maenam Khu,
A.Pluakdaeng, Rayong 21140, Thailand.
Environment Condition: Temperature 23.1 °C ±
Humidity 65.4 %RH ±
Calibration Place: ALS Laboratory Group (Thailand) Co., Ltd. (Rayong Branch) (Wet Chemistry)
616/10 Moo 5 T.Maenam Khu,
A.Pluakdaeng, Rayong 21140, Thailand.

Calibration By: Mr. Chattuphon Folthong
Calibration Date: 27 September 2022
The Method used: In house method, CAL-WI-24, base on ASTM E 275-06 and ASTM E 387-04
Traceability: This certificate is traceable to the CRM maintained by National Institute of Standards and Technology (NIST) through Starna Scientific Limited.
The standard for Wavelength Certificate No. 91418 and 91435
The standard for Photometric Certificate No. 91441 and 101088
The standard for Stray light Certificate No. 101041 and 101040
The standard for Spectral resolution Certificate No. 101037

(Mr. Chattuphon Folthong)
Person in charge
(Mr. Thalemkiet Pongngam)
Authorized signatory

This certificate is issued the units of measurement according to the International System of Units (SI). It provides traceability of measurement to international or national standard or other recognized national standard laboratories.
The measurement uncertainty stated is the expanded uncertainty which is obtained from the standard uncertainty multiplied by the coverage factor (k=2) to provide a level of confidence of approximately 95%. It is determined in accordance with the Guide to Expression of Uncertainty in Measurement (GUM).
These results may be affected by deviations from specified conditions. The results relate only to the items tested, calibrated or sampled. The report shall not be reproduced except in full without approval of DKSH Technology Limited.
Info Business Unit Ltd 4/16
DKSH Technology Limited
2523 Nongkhai Road, Bangkok, Phraekhong, Bangkok 10250
Phone: +66 2639 7000 Email: info.calibration@dksh.com Website: www.dksh.com/scientific-thailand

Delivering Growth - In Asia and Beyond.

CALFM-C06-13: 20 Jul 2022

Calibration Results:

Without Adjustment

Wavelength Accuracy (nm), The spectral bandwidth of Std at 2 nm and UUC at 2 nm				
Standard Wavelength	Unit Under Calibration	Correction	Uncertainty	
418.81	418.4	0.21	0.14	
536.66	536.7	-0.04	0.14	
637.98	638.3	-0.32	0.14	
748.48	748.8	-0.32	0.14	
807.03	807.4	-0.37	0.13	

Photometric Accuracy (Absorbance)				
Wavelength	Standard absorbance	Unit Under Calibration	Correction	Uncertainty
420 nm	0.0000	0.000	0.0000	0.0045
	0.5605	0.583	-0.0025	0.0045
	0.7334	0.737	-0.0036	0.0045
	1.0534	1.057	-0.0036	0.0045
440 nm	0.0000	0.000	0.0000	0.0045
	0.5503	0.553	-0.0027	0.0045
	0.7179	0.720	-0.0021	0.0045
	1.0312	1.034	-0.0028	0.0045
465 nm	0.0000	0.000	0.0000	0.0045
	0.5024	0.506	-0.0036	0.0045
	0.6693	0.672	-0.0027	0.0045
	0.9604	0.964	-0.0036	0.0045
546.1 nm	0.0000	0.000	0.0000	0.0045
	0.5168	0.519	-0.0022	0.0045
	0.6903	0.691	-0.0007	0.0045
	0.9904	0.982	-0.0016	0.0045
590 nm	0.0000	0.000	0.0000	0.0045
	0.5525	0.554	-0.0015	0.0045
	0.7175	0.718	-0.0005	0.0045
	1.0301	1.031	-0.0009	0.0045
635 nm	0.0000	0.000	0.0000	0.0045
	0.5367	0.538	-0.0013	0.0045
	0.8847	0.885	-0.0003	0.0045
	0.9823	0.983	-0.0007	0.0045

Info Business Unit Ltd 4/16
DKSH Technology Limited
2523 Nongkhai Road, Bangkok, Phraekhong, Bangkok 10250
Phone: +66 2639 7000 Email: info.calibration@dksh.com Website: www.dksh.com/scientific-thailand

Delivering Growth - In Asia and Beyond.

CALFM-C06-13: 20 Jul 2022

Calibration Results:
Without Adjustment

Photometric Accuracy (Absorbance)				
Wavelength	Standard absorbance	Unit Under Calibration	Correction	Uncertainty
235 nm	0.0000	0.000	0.0000	0.0080
	0.7423	0.744	-0.0017	0.0083
257 nm	0.0000	0.000	0.0000	0.0080
	0.8609	0.861	-0.0001	0.0084
313 nm	0.0000	0.000	0.0000	0.0080
	0.2895	0.282	-0.0025	0.0080
350 nm	0.0000	0.000	0.0000	0.0080
	0.6381	0.638	0.0001	0.0080
Stray light *				
Standard: cut-off	UUC: Wavelength (nm)	UUC: Transmission (%T)	Absorbance (A)	
260.67 +/- 0.11 nm	260.7	2.1	1.678	
391.94 +/- 0.11 nm	391.9	1.7	1.770	
Spectral Resolution *				
Nominal Concentration 0.02 % v/v	Peak	Trough	Ratio	SBW
Standard Wavelength (nm)	268.60	266.63	1.39	2.00
UUC: Wavelength (nm)	268.2	266.1		
Std Absorbance (A)	0.4610	0.3176		
Absorbance (A)	0.373	0.268		

* Calibration Marked * Not ISI Accredited * In this Certificate have been included for completeness.

The End of Certificate

DKSH Technology Limited
2533 Sukhumvit Road, Bangkok, Prachinburi 10260
Phone: +66 2638 7000 Email: info@calibration@dksh.com Website: www.dksh.com/calibration-thailand

Delivering Growth - In Asia and Beyond.

CAL-FM-C06-13: 20 Jul 2022

ใบตรวจสอบสภาพเครื่องวัดสิ่งแวดล้อม

ชนิดเครื่องมือ: SPECTROPHOTOMETER

รุ่น: DR6000

เลขที่ใบงาน: KSPR2212224

หมายเลขเครื่อง: 1627845

ตรวจสอบ (รับ)		ตรวจสอบ (ส่ง)		หมายเหตุ
27 Sep 2022	รายการตรวจเช็ค	27 Sep 2022		
ปกติ	ไม่ปกติ	ปกติ	ไม่ปกติ	
General				
<input checked="" type="checkbox"/>	<input type="checkbox"/>	<input checked="" type="checkbox"/>	<input type="checkbox"/>	1. ความสมบูรณ์ของเครื่อง
<input checked="" type="checkbox"/>	<input type="checkbox"/>	<input checked="" type="checkbox"/>	<input type="checkbox"/>	2. ความสะอาด (ช่องใส่ตัวอย่าง, ภายใน-นอกเครื่อง)
<input checked="" type="checkbox"/>	<input type="checkbox"/>	<input checked="" type="checkbox"/>	<input type="checkbox"/>	3. สวิตช์ เปิด - ปิด เครื่อง (On-Off Switch)
<input checked="" type="checkbox"/>	<input type="checkbox"/>	<input checked="" type="checkbox"/>	<input type="checkbox"/>	4. ปุ่มกด (Keypad)
<input checked="" type="checkbox"/>	<input type="checkbox"/>	<input checked="" type="checkbox"/>	<input type="checkbox"/>	5. หน้าจอ (Display, Screen Contrast)
Spectrophotometer				
<input type="checkbox"/>	<input type="checkbox"/>	<input type="checkbox"/>	<input type="checkbox"/>	6. แบตเตอรี่สำรอง (Battery Backup) >= 2.5 VDC
<input type="checkbox"/>	<input type="checkbox"/>	<input type="checkbox"/>	<input type="checkbox"/>	7. ควบคุมเลือกความยาวคลื่น (Wavelength Control)
<input checked="" type="checkbox"/>	<input type="checkbox"/>	<input checked="" type="checkbox"/>	<input type="checkbox"/>	8. ความยาวคลื่น (Wavelength Check)
<input checked="" type="checkbox"/>	<input type="checkbox"/>	<input checked="" type="checkbox"/>	<input type="checkbox"/>	9. แหล่งกำเนิดแสง (UV < 3,000 hour)
<input checked="" type="checkbox"/>	<input type="checkbox"/>	<input checked="" type="checkbox"/>	<input type="checkbox"/>	10. แหล่งกำเนิดแสง (Visible < 5,000 hour)
<input checked="" type="checkbox"/>	<input type="checkbox"/>	<input checked="" type="checkbox"/>	<input type="checkbox"/>	11. ช่องใส่ตัวอย่าง (Carousel Module)
pH Meter and Conductivity Meter				
<input type="checkbox"/>	<input type="checkbox"/>	<input type="checkbox"/>	<input type="checkbox"/>	12. อิเล็กโทรด (Electrode and Connection Cable)
<input type="checkbox"/>	<input type="checkbox"/>	<input type="checkbox"/>	<input type="checkbox"/>	13. ระดับสารละลายใน Electrode (Level KCl)
<input type="checkbox"/>	<input type="checkbox"/>	<input type="checkbox"/>	<input type="checkbox"/>	14. ฝาปิดกันปลาย Electrode (Dust Protection Hood)
<input type="checkbox"/>	<input type="checkbox"/>	<input type="checkbox"/>	<input type="checkbox"/>	15. ขาตั้งอิเล็กโทรด (Stand)
Turbidimeter				
<input type="checkbox"/>	<input type="checkbox"/>	<input type="checkbox"/>	<input type="checkbox"/>	16. ค่าความขุ่นที่ต่ำสุด (No Sample)
<input type="checkbox"/>	<input type="checkbox"/>	<input type="checkbox"/>	<input type="checkbox"/>	17. ระดับการส่องสว่างของแสง (>= 2.5 ไม่น้อย 3.0)
Automatic titrator				
<input type="checkbox"/>	<input type="checkbox"/>	<input type="checkbox"/>	<input type="checkbox"/>	18. สลัก Piston Burettes
<input type="checkbox"/>	<input type="checkbox"/>	<input type="checkbox"/>	<input type="checkbox"/>	19. Function Rinsing and Dosing
<input type="checkbox"/>	<input type="checkbox"/>	<input type="checkbox"/>	<input type="checkbox"/>	20. ระบบท่อตามมาตรฐานอุปกรณ์

เซ็นเซอร์และน้ำยา :

Mr. Chattaphon Folthong
Service Engineer

DKSH Technology Limited
2533 Sukhumvit Road, Bangkok, Prachinburi 10260
Phone: +66 2638 7000 Email: info@calibration@dksh.com Website: www.dksh.com/calibration-thailand

Delivering Growth - In Asia and Beyond.

CAL-FM-R31-03: 20 Jul 2022

Metrological Center
SCI ECO Services Company Limited

33/2 Moo 3, T.Banpa, A.Kaengkhoh, Saraburi 18110, Thailand.
Saraburi Tel: +66 3627 3096 Fax: +66 3627 3100
Bangkok Tel: +668 9205 6851, +669 8247 2360
Website: www.scieco.co.th E-Mail: calibrate@scg.com

Metrological Center
SCI ECO Services Company Limited

33/2 Moo 3, T.Banpa, A.Kaengkhoh, Saraburi 18110, Thailand.



Certificate No. T230116

Page 2 of 4

Certificate No. T230116

Page 1 of 4

Certificate of Calibration

Equipment : Chamber (Cooling Room)

Manufacturer : MODULAR

Model : IREVC0HCOO

Serial No. : C00351459

Customer Code : RYG_EN0184

ID No. : T1939A5

Customer : ALS Laboratory Group (Thailand) Co.,Ltd. (Rayong Branch)

616/10 Moo 5 T.Maenam Khu,

A.Pluakdaeng, Rayong 21140

Customer Location : Laboratory

Date of Receipt : 23 January 2023

Calibrated By : Atiphong Rongrat (Technician)

Approved By : Boonchai Suriyawong (Site Calibration Manager)

Date of Issue : 07 FEB 2023

The uncertainties are for a confidence probability of approximately 95%.

This Certificate is issued in accordance with the conditions of accreditation granted by the Thai Laboratory Accreditation Scheme which has assessed the measurement capability of the laboratory and its traceability to recognized national standards and to the units of measurement realized at the corresponding national standard laboratory. This certificate may not be reproduced other than in full except with the prior written approval of the Metrological Center.

FM-L14118/31-08-64

Calibration Report

Equipment : Chamber (Cooling Room)

Date of Calibration : 25 January 2023

Environment : Temperature : 23.4-24.9 °C

Line Voltage : 221.4-230.2 V

Relative Humidity : 55 - 65 %RH

Condition of this results of calibration :

1. This equipment was calibrated by insert 16 standard thermocouples type T into its chamber, the other one standard thermocouples type T use for ambient temperature measurement. The calibration was done in according to WI-T20 (based on ASTM E145-94 (Reapproved 2001) and AS2853-1986).

All data show below were final values and the initial data from customer request. The temperature scale used was based on ITS - 90.

2. Reference Standard Instrument :

Instrument	Model	Instrument No.	Certificate No.	Due Date
TC	TYPE T	TN141-TN150	T222123	5 October 2023
TC	TYPE T	TN151-TN160	T222123	5 October 2023
DATA LOGGER	34970A	T150	T222123	5 October 2023

3. This certificate is traceable to :

National Institute of Metrology (Thailand) through Metrological Center (NSC-TISI-TIS 17025 CALIBRATION 0244).

4. Condition of calibrated item : good

Equipment Description :

Time Constant : 1 Hour - Minute At 3 °C

Fresh Air Damper : ☐ Open ☐ Min ☐ Medium ☐ Max

☐ Close

☒ Not Available

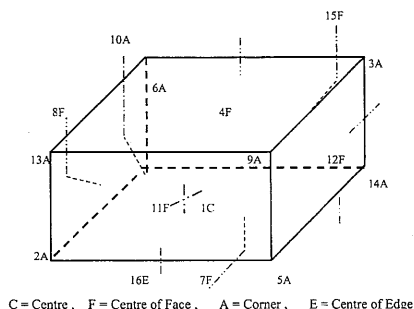
5. Adjustment :

(X) without adjustment () after adjustment

Approved By: Boonchai Suriyawong

FM-L15 117:15-05-63

Calibration Report



C = Centre, F = Centre of Face, A = Corner, E = Centre of Edge

1C = TN141	12F = TN152
2A = TN142	13A = TN153
3A = TN143	14A = TN154
4F = TN144	15F = TN155
5A = TN145	16E = TN156
6A = TN146	
7F = TN147	
8F = TN148	
9A = TN149	
10A = TN150	
11F = TN151	

Approved By:

FM-L15 117-15-05-63

Calibration Report

Measurement Results

Calibration Point	Average Standard Reading at each position (°C)											
	TN141	TN142	TN143	TN144	TN145	TN146	TN147	TN148	TN149	TN150	TN151	TN152
3.0	3.03	3.16	3.15	3.19	3.45	3.47	3.21	3.35	3.54	3.45	3.24	3.34
	TN153	TN154	TN155	TN156								
	3.28	3.22	3.28	3.21								

Chamber (Cooling Room)			Temperature Distribution			
Setting (°C)	Reading (°C)		Stability (±°C)	Uniformity (°C)	Uncertainty (±°C)	Coverage Factor k
	Min	Max				
3.0	2.8	4.1	3.5	1.20	1.20	1.90

The calibration result apply only the above calibrated item.

The result of test was found accurate as shown on date and place of test only.

The reported expanded uncertainty is based on a standard uncertainty multiplied by a coverage factor k which for a t-distribution, providing a level of confidence of approximately 95 %.

Approved By:

FM-L15 117-15-05-63



TECHNOLOGY PROMOTION ASSOCIATION (THAILAND-JAPAN)
CORPORATE SERVICES 3 : EQUIPMENT CALIBRATION AND TESTING SERVICES
534/4 PATTANAKARN ROAD SOI 18, SUANLIANG, SUANLIANG BANGKOK 10250
TEL. 0-2717-3000 FAX. 0-2719-9484

Cert.No.: 22TW34
Page.: 1 of 2

Certificate of Testing

Equipment : DO Meter
Manufacturer : YSI
Model : 5000-115V
Serial No. : 15E102796
ID No. : RYG_EN0032
Received Date : 11 February 2022
Test Date : 14 February 2022
Reference : 2202-0404DSC-4
Submitted by : ALS Laboratory Group (Thailand) Co.,Ltd.
(Rayong Branch)
616/10 Moo 5 T.Maenam Khu, A.Pluakdaeng,
Rayong 21140, Thailand
Laboratory Condition : Temperature (25 ± 5) °C
Humidity (50 ± 20) %
Test Procedure : In - house method : CP-CH9
by Comparison Technique with Azide Modification Method
Tested by : Walalak Sirithean
Approved by :
Approved Signatory
() Malee Butkruea
(✓) Saithip Meangmai
() Warakorn Lemgagitrakul

Issue Date : 18 February 2022

B 0281285



Cert.No.: 22TW34
Page.: 2 of 2

Result : Dissolved Oxygen Meter Adjustment With Air 100 %
Dissolved Oxygen Probe No.: 15E100464

Titration Method (Azide Modification Method) (mg/L)	DO Meter Reading (mg/L)	Standard Deviation (mg/L)
8.02	8.02	0.0084

This report was certified only for the instrument we tested. It is allowable to use for study the system efficiency. The environmental impact control and present to organization it may concerned intend to use for advertising and referral purpose is prohibited. This report may not be reproduced other in full, without written approval of the laboratory

-000-

a 1094744



Equipment : Low Temp. Incubator
 Condition As-Received : Used Item
 Reference : 2204-01460C-1
 Result of Calibration : () Without Adjustment
 Function of UUC* : Temperature Source
 Fresh air setting : Close

Cert. No.: 22TM317
 Page: 3 of 3

Calibration Point (°C)	UUC* Setting (°C)	UUC* Reading (°C)	Temperature stability (± °C)	Temperature uniformity (°C)	Overall Variation (°C)	Uncertainty (± °C)	Coverage Factor k
20.0	20.0	20.0	0.022	0.20	0.22	0.30	2

Calibration Point (°C)	Measured Temperature (°C)								
	Position								
	1	2	3	4	5	6	7	8	9 (ref.)
20.0	20.209	20.174	20.199	20.110	20.075	20.062	20.027	20.069	20.030

Average* : The average of 30 values in each position.

Temperature stability : One-half of the greatest maximum difference of measured temperature at any one sensor.
 Temperature uniformity : The maximum difference of measured temperatures at any sensors and the measured temperature at the reference location which are observed at the same time or at as close an observation time as possible to determine the temperature pattern or homogeneity within the chamber under steady-state conditions.

Overall Variation : The Difference of the maximum and minimum measured temperatures throughout observation.

UUC* : Unit Under Calibration

Note : The reported uncertainty of measurement was included stability and excluded uniformity .

The reported uncertainty of measurement was based on a standard uncertainty multiplied by a coverage factor *k*, providing a level of confidence of approximately 95 %.

-o-o-

a 1106484

Sartorius (Thailand) Co., Ltd.
 129 Rama 9 Road, Huaykwang, Huaykwang, Bangkok 10310
 Tel: +66 2543 8361-6 Fax: +66 2543-8367, e-mail: service.thailand@sartorius.com

SARTORIUS

Certificate of Calibration

Model Number : MSE224S-100-DU
 Description : Analytical Balance
 Serial Number : 0026207038
 ID No. : RYG_EN0002
 Manufacturer : Sartorius

Certificate No. : 23BCI0112
 Issued Date : Friday, March 03, 2023
 Reference No. : 204833
 Page No. : 2 of 2

Calibration Results : Without Adjustment

Repeatability			Eccentricity (Off-center loading error)		
The reproducibility is the ability of a weighing instrument to display nearly identical readouts under constant test conditions when the same load within a measurement series is placed repeatedly on the weighing pan in the same manner. The standard deviation is used to express reproducibility quantitatively.			The off-center loading error is yielded by the difference between the readout of the load, i.e. 1/3 or 1/4 of maximum capacity, placed in the middle of the weighing pan and between each of four additional measurement points (positions defined according to OIML F16).		
Nominal Value : (Low Load)	20.0000	199.9999	Nominal value :	100 g	
20 g	20.0000	200.0000	Tolerance	0.0004 g	
Tolerance	0.0001 g	199.9999			
	20.0000	200.0000			
	20.0000	199.9999			
Nominal Value : (High Load)	20.0000	199.9999			
200 g	19.9999	200.0000			
Tolerance	0.0001 g	200.0000			
	20.0000	199.9999			
	20.0000	200.0000			
Standard Deviation	0.00003	0.00005			

Linearity

The linearity, also called linearity error. Describes the deviation of the characteristic curve of a weighing instrument from the linear slope.

Tolerance	0.0002 g			
Nominal Value	Conventional Mass Value	Displayed Value	Deviation	Uncertainty
(g)	(g)	(g)	(g)	(g)
0.01	0.0100	0.0100	0.0000	0.00014
0.05	0.0500	0.0500	0.0000	0.00014
0.1	0.1000	0.1000	0.0000	0.00014
0.5	0.5000	0.5000	0.0000	0.00014
1	1.0000	1.0000	0.0000	0.00014
5	5.0000	5.0000	0.0000	0.00014
10	10.0000	10.0000	0.0001	0.00014
20	20.0000	20.0000	0.0000	0.00024
50	50.0000	50.0000	0.0000	0.00015
100	100.0000	99.9999	-0.0001	0.00019
200	200.0000	200.0000	0.0000	0.00032

End of Report.

Sartorius (Thailand) Co., Ltd.
 129 Rama 9 Road, Huaykwang, Huaykwang, Bangkok 10310
 Tel: +66 2543 8361-6, e-mail: service.thailand@sartorius.com



SARTORIUS

Certificate of Calibration

Model Number : MSE224S-100-DU
 Description : Analytical Balance
 Serial Number : 0026207038
 ID No. : RYG_EN0002
 Manufacturer : Sartorius

Certificate No. : 23BCI0112
 Issued Date : Friday, March 03, 2023
 Reference No. : 204833
 Page No. : 1 of 2

Customer Name : ALS Laboratory Group (Thailand) Co., Ltd. (Rayong Branch)
 616/10 Moo 5 T. Maenam Khu, A. Pluak Daeng, Rayong 21140, Thailand.

Calibrated Place : ALS Laboratory Group (Thailand) Co., Ltd. (Balance Room)
 616/10 Moo 5 T. Maenam Khu, A. Pluakdaeng, Rayong 21140, Thailand.

Calibrated By : Mr. Chonchai Inthana
 Calibration Date : Wednesday, March 01, 2023

Calibration Procedure No. : This calibration was conducted by Using in-house calibration procedure number (WI-003)
 Based on UKAS LAB 14 : 2019

Metrological data :
 Capacity : 220 g Readability : 0.0001 g

Reasons for calibration
☐ New Installation ☐ Service / Repaired ☒ Re-calibration/ Maintenance

Ambients Conditions:
 Temperature : 23.6 °C ± 5.0 °C
 Humidity : 60.0 % RH ± 10.0 % RH
 Pressure : ±

Equipment Condition: ☒ Good Operate ☐ Fair

Measurement Method UKAS Publication Ref : Lab 14

The measurement uncertainty stated is the expended uncertainty which is obtained from the standard uncertainty multiplied by the coverage factor (k=2) to provide a level of confidence of approximately 95%. It is determined in accordance with the Guide to Expression of Uncertainty in Measurement (GUM). The calibration certificate documents the traceability to National Standards, which realise the unit of measurement according to the International Standard System of Units (SI). Report of Tolerance came from list of Sartorius Metrological Specifications.

Traceability:

Model Number	Description	Traceability	Certificate No.	Due Date
YCS011-522-00	Sartorius weight set 1mg - 5000g E2,YCS011-522-00	SPC-RT	C02212565	14-Sep-2023
MHB-382SD	Humidity/Barometer/Temp. Lutron MHB-382SD	DKSH	C19220444	5-Sep-2023

This certificate relate and apply this equipment only.

This certificate may not be reproduced other than in full except with the prior written approval of the Verification Operation Division Sartorius (Thailand) Co., Ltd.

SOP FM 33 03 February 2022

Mr. Chonchai Inthana (Technical Manager)



RYG_EN0010

Sartorius (Thailand) Co., Ltd.
 129 Rama 9 Road, Huaykwang, Huaykwang, Bangkok 10310
 Tel: +66 2543 8361-6 Fax: +66 2543-8367, e-mail: service.thailand@sartorius.com

SARTORIUS

Certificate of Calibration

Model Number : MSE224S-100-DU
 Description : Analytical Balance
 Serial Number : 0026207038
 ID No. : RYG_EN0002
 Manufacturer : Sartorius

Certificate No. : 23BCI0112
 Issued Date : Friday, March 03, 2023
 Reference No. : 204833
 Page No. : 2 of 2

Calibration Results : Without Adjustment

Repeatability			Eccentricity (Off-center loading error)		
The reproducibility is the ability of a weighing instrument to display nearly identical readouts under constant test conditions when the same load within a measurement series is placed repeatedly on the weighing pan in the same manner. The standard deviation is used to express reproducibility quantitatively.			The off-center loading error is yielded by the difference between the readout of the load, i.e. 1/3 or 1/4 of maximum capacity, placed in the middle of the weighing pan and between each of four additional measurement points (positions defined according to OIML F16).		
Nominal Value : (Low Load)	20.0000	199.9999	Nominal value :	100 g	
20 g	20.0000	200.0000	Tolerance	0.0004 g	
Tolerance	0.0001 g	199.9999			
	20.0000	200.0000			
	20.0000	199.9999			
Nominal Value : (High Load)	20.0000	199.9999			
200 g	19.9999	200.0000			
Tolerance	0.0001 g	200.0000			
	20.0000	199.9999			
	20.0000	200.0000			
Standard Deviation	0.00003	0.00005			

Linearity

The linearity, also called linearity error. Describes the deviation of the characteristic curve of a weighing instrument from the linear slope.

Tolerance	0.0002 g			
Nominal Value	Conventional Mass Value	Displayed Value	Deviation	Uncertainty
(g)	(g)	(g)	(g)	(g)
0.01	0.0100	0.0100	0.0000	0.00014
0.05	0.0500	0.0500	0.0000	0.00014
0.1	0.1000	0.1000	0.0000	0.00014
0.5	0.5000	0.5000	0.0000	0.00014
1	1.0000	1.0000	0.0000	0.00014
5	5.0000	5.0000	0.0000	0.00014
10	10.0000	10.0000	0.0001	0.00014
20	20.0000	20.0000	0.0000	0.00024
50	50.0000	50.0000	0.0000	0.00015
100	100.0000	99.9999	-0.0001	0.00019
200	200.0000	200.0000	0.0000	0.00032

End of Report.



TECHNOLOGY PROMOTION ASSOCIATION (THAILAND-JAPAN)
 CORPORATE SERVICES & EQUIPMENT CALIBRATION AND TESTING SERVICES
 5344 PATTANAKARN ROAD SOI 18, SUANLUANG, SUANLUANG BANGKOK 10250
 TEL: 0-2717-3000-27 FAX: 0-2719-9484



Cert. No.: 22TM1517
 Page : 1 of 3


Certificate of Calibration

Equipment : Hot Air Oven
 Manufacturer : Memmert
 Model : UFE 500
 Serial No. : G511.1572
 ID No. : RYG_EN0010

Submitted by : ALS Laboratory Group (Thailand) Co., Ltd. (Rayong Branch)
 616/10 Moo 5 T. Maenam Khu, A. Pluakdaeng, Rayong 21140 Thailand
 Location : Oven Room

Received Order : 20 October 2022
 Calibration Date : 20 October 2022
 Ambient Temperature : (26 ± 10) °C
 Relative Humidity : (50 ± 30) %

Calibrated by : Man Pattanapongpaiboon

Approved by : 
 Approved Signatory

() Pornthippa Tameyakul
 (✓) Malee Butkruea
 () Suwit Injai

Issue Date : 2 November 2022

The Uncertainties are for a confidence probability of approximately 95%

This certificate may not be reproduced other than in full, except with the prior written approval of the head of Corporate Services - Equipment Calibration and Testing Services.



Equipment : Hot Air Oven
Condition As-Received : Used Item
Reference : 2210-0376OC-2
Procedure Used :-

Cert. No.: 22TM1517
Page : 2 of 3

Calibration were conducted using calibration procedure CP-OT02 according to direct measurement method with Data Acquisition which connected with Resistance Temperature Detector (RTD) and Thermocouple Type T.

The temperature scale used was based on ITS-90.

Condition of this result of calibration

1. Reference standard instrument:-

Instrument	Model	Serial No.	Cert. No.	Due Date
1) Data Acquisition	34972A	MY49023932	22LM97	29 Jul 2023

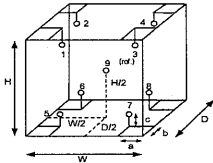
2. This certificate is valid only to the item calibrated on date and place of calibration.

3. This certification is traceable to the International System of Unit.

Result of Calibration :- (*) Without Adjustment

Function of UUC* : Temperature Source

Fresh air setting : Close



Probe Installation Details : Dimension of Chamber :
a = 5.0 cm D = 0.40 m
b = 5.0 cm W = 0.56 m
c = 5.0 cm H = 0.48 m
Capacity = 0.11 m³

Environment during calibration		
	Beginning	Finished
Temp. (°C)	25	25
REL.Humid. (%)	54	59
AC Supply (Volt)	223	225

Ref. Std. ID No.: @ Calibration Point		
Position :	(180) °C	(104) °C
1	21-16TC-01	20-16RTD-01
2	21-16TC-02	20-16RTD-02
3	21-16TC-03	20-16RTD-03
4	21-16TC-04	20-16RTD-04
5	21-16TC-05	22-16RTD-05
6	21-16TC-06	22-16RTD-06
7	21-16TC-07	20-16RTD-07
8	21-16TC-08	22-16RTD-08
9 (ref.)	21-16TC-09	22-16RTD-09

a 1132466

RYG_EN0029



Equipment : Hot Air Oven
Condition As-Received : Used Item
Reference : 2210-0376OC-2
Result of Calibration :- (*) Without Adjustment

Cert. No.: 22TM1517
Page : 3 of 3

Function of UUC* : Temperature Source

Fresh air setting : Close

Calibration Point (°C)	UUC* Setting (°C)	UUC* Reading (°C)	Temperature stability (± °C)	Temperature uniformity (°C)	Overall Variation (°C)	Uncertainty (± °C)	Coverage Factor k
104.0	104.0	104.0	0.078	0.52	0.60	0.42	2
180.0	180.0	180.0	0.13	0.88	1.2	1.1	2

Calibration Point (°C)	Measured Temperature (°C)								
	1	2	3	4	5	6	7	8	9 (ref.)
104.0	103.768	103.734	103.723	103.800	104.215	104.131	104.132	103.740	103.747
180.0	179.723	179.359	179.439	179.489	180.361	180.114	180.131	180.243	179.605

Average* : The average of 30 values in each position.

Temperature stability : One-half of the greatest maximum difference of measured temperature at any one sensor
Temperature uniformity : The maximum difference of measured temperatures at any sensors and the measured temperature at the reference location which are observed at the same time or at as close an observation time as possible to determine the temperature pattern or homogeneity within the chamber under steady-state conditions.

Overall Variation : The Difference of the maximum and minimum measured temperatures throughout observation
UUC* : Unit Under Calibration

Note : The reported uncertainty of measurement was included stability and excluded uniformity .

The reported uncertainty of measurement was based on a standard uncertainty multiplied by a coverage factor k, providing a level of confidence of approximately 95 %.

-o0o-

a 1132465



TECHNOLOGY PROMOTION ASSOCIATION (THAILAND-JAPAN)
CORPORATE SERVICES 3: EQUIPMENT CALIBRATION AND TESTING SERVICES
53/44 PATTANAKARN ROAD SOI 18, SUANLUANG, SUANLUANG BANGKOK 10250
TEL. 0-2717-3000-27 FAX. 0-2719-9484



Cert.No.: 22CH283
Page.: 1 of 2

Certificate of Calibration

Equipment : Conductivity Meter
Manufacturer : Mettler Toledo
Model : S230
Serial No. : B241407147
ID No. : RYG_EN0029
Condition As-Received: Used Item
Received Date : 22 February 2022
Calibration Date : 23 February 2022
Reference : 2202-0732DSC-1
Submitted by : ALS Laboratory Group (Thailand) Co.,Ltd. (Rayong Branch)
616/10 Moo 5 T.Maenam Knu, A.Pluakdaeng,
Rayong 21140, Thailand


Ambient Temperature : (25 ± 2.5) °C
Relative Humidity : (50 ± 15) %
Calibration Procedure: In-house method :
- CP-CH6 : based on direct measurement by using certified reference material (CRM)

Calibrated by : Walalak Sirithean

Approved by :
Approved Signatory

(/) Malee Butkruea
() Sathip Meangmai
() Warakorn Lernagatrakul

Issue Date : 25 February 2022



The Uncertainties are for a confidence probability of approximately 95%

This certificate may not be reproduced other than in full, except with the prior written
Approval of the head of Corporate Services 3 : Equipment Calibration and Testing Services.

A 0038145



Condition of this result of calibration

1. Reference Standard Instrument :-

Instrument	Serial No.	ID No.	Certificate No.	Due date
1) Thermometer	9549224	130RC003	211451	15 Apr 2022

This certification is traceable to the International System of Unit maintained at:-
- Traceable to National Institute of Metrology (Thailand), NIMT

2. Certified Reference Materials :-

- Conductivity calibration solution, CPA chem Ltd., The measurement results are traceable to SI through CPA chem Ltd., ANSI-ASQ National Accreditation Board, Accredited No. AR-1835

Conductivity Solution	Manufacturer	Lot No.	Exp. date
84.000 µS/cm	CPA Chem	754034	28 June 2022
1413.0 µS/cm	CPA Chem	766815	04 Sep 2022
12.880 mS/cm	CPA Chem	761022	02 Aug 2022

- Control Conductivity calibration solution temperature by Water bath (25±0.1) °C
3. This certificate is valid only to the item calibrated on date and place of calibration.

Calibration results

Function : Conductivity Measurement

(*) After Adjustment at 1413.0 µS/cm

Conductivity Electrode Serial No.: 5821441030

Standard Conductivity Solution	Before Adjustment UUC* Reading	After Adjustment UUC* Reading	Uncertainty of Measurement (±)	Coverage factor k
84.000 µS/cm	82.4 µS/cm	84.4 µS/cm	0.62 µS/cm	2.00
1413.0 µS/cm	1375 µS/cm	1413 µS/cm	9.2 µS/cm	2.00
12.880 mS/cm	12.54 mS/cm	12.81 mS/cm	0.086 mS/cm	2.00

Remark - UUC* = Unit Under Calibration
- Cell constant = 0.555236 cm⁻¹

The reported uncertainty of measurement was based on a standard uncertainty multiplied by a coverage factor k, providing a level of confidence of approximately 95 %.

-o0o-

a 1090534



TECHNOLOGY PROMOTION ASSOCIATION (THAILAND-JAPAN)
CORPORATE SERVICES 3: EQUIPMENT CALIBRATION AND TESTING SERVICES
534/4 PATTANAKARN ROAD SOI 18, SUANLUANG, SUANLUANG BANGKOK 10250
TEL. 0-2717-3000-27 FAX. 0-2719-9484



Cert. No.: 22TM1492
Page : 1 of 3

Certificate of Calibration

Equipment : Hot Air Oven
Manufacturer : Memmert
Model : UM 400
Serial No. : b495.0899
ID No. : RYG_EN0006
Submitted by : ALS Laboratory Group (Thailand) Co., Ltd. (Rayong Branch)
616/10 Moo 5, T. Maenam Khu,
A. Pluakdaeng,
Rayong 21140, Thailand
Location : Oven Room
Received Order : 20 October 2022
Calibration Date : 20 October 2022
Ambient Temperature : $(26 \pm 10) ^\circ\text{C}$
Relative Humidity : $(50 \pm 30) \%$
Calibrated by : Preecha Hlahib
Approved by :
() Pornthippa Tameyakul
(✓) Malee Butkruea
() Suwit Imjai

Issue Date : 2 November 2022

The Uncertainties are for a confidence probability of approximately 95%

This certificate may not be reproduced other than in full, except with the prior written
Approval of the head of Corporate Services 3 : Equipment Calibration and Testing Services.

A 0046905



Equipment : Hot Air Oven
Condition As-Received : Used Item
Reference : 2210-0376OC-1

Cert. No.: 22TM1492
Page : 2 of 3

Procedure Used :-

Calibration were conducted using calibration procedure CP-OT02 according to direct measurement method with Data Acquisition which connected with Resistance Temperature Detector (RTD).
The temperature scale used was based on ITS-90.

Condition of this result of calibration

1. Reference standard instrument:-

Instrument	Model	Serial No.	Cert. No.	Due Date
1) Data Acquisition	34970A	MY44035217	21LM30	23 Dec 2022

2. This certificate is valid only to the item calibrated on date and place of calibration.

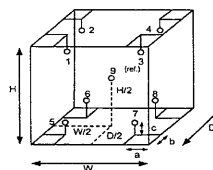
3. This certification is traceable to the International System of Unit.

Result of Calibration :- () Without Adjustment

Function of UUC* : Temperature Source

Fresh air setting : Close

Environment during calibration		
	Beginning	Finished
Temp. (°C)	28	29
REL.Humid. (%)	43	47
AC Supply (Volt)	220	221



Probe Installation Details :

a = 5.0 cm	D = 0.33 m
b = 5.0 cm	W = 0.40 m
c = 5.0 cm	H = 0.40 m
	Capacity = 0.053 m ³

Position :	Ref. Std. ID No.:
1	18-10RTD-01
2	18-10RTD-02
3	18-10RTD-03
4	18-10RTD-04
5	18-10RTD-05
6	18-10RTD-06
7	18-10RTD-07
8	18-10RTD-08
9 (ref.)	18-10RTD-09

Issue Date : 2 November 2022

The Uncertainties are for a confidence probability of approximately 95%

This certificate may not be reproduced other than in full, except with the prior written
Approval of the head of Corporate Services 3 : Equipment Calibration and Testing Services.

a 1132473

RYG_EN00061



Equipment : Hot Air Oven
Condition As-Received : Used Item
Reference : 2210-0376OC-1
Result of Calibration :- () Without Adjustment
Function of UUC* : Temperature Source
Fresh air setting : Close

Cert. No.: 22TM1492
Page : 3 of 3

Calibration Point (°C)	UUC* Setting (°C)	UUC* Reading (°C)	Temperature stability (± °C)	Temperature uniformity (°C)	Overall Variation (°C)	Uncertainty (± °C)	Coverage Factor k
70.0	70.0	70.0	0.079	0.47	0.77	0.42	2

Calibration Point (°C)	Measured Temperature (°C)								
	Position								
70.0	1	2	3	4	5	6	7	8	9 (ref.)
	70.262	69.995	70.079	70.177	70.664	70.039	70.688	70.149	70.328

Average* : The average of 30 values in each position.

Temperature stability : One-half of the greatest maximum difference of measured temperature at any one sensor
Temperature uniformity : The maximum difference of measured temperatures at any sensors and the measured temperature at the reference location which are observed at the same time or at as close an observation time as possible to determine the temperature pattern or homogeneity within the chamber under steady-state conditions.
Overall Variation : The Difference of the maximum and minimum measured temperatures throughout observation

UUC* : Unit Under Calibration

Note : The reported uncertainty of measurement was included stability and excluded uniformity.

The reported uncertainty of measurement was based on a standard uncertainty multiplied by a coverage factor k, providing a level of confidence of approximately 95 %.

-000-

a 1132472



TECHNOLOGY PROMOTION ASSOCIATION (THAILAND-JAPAN)
CORPORATE SERVICES 3: EQUIPMENT CALIBRATION AND TESTING SERVICES
534/4 PATTANAKARN ROAD SOI 18, SUANLUANG, SUANLUANG BANGKOK 10250
TEL. 0-2717-3000-27 FAX. 0-2719-9484



Cert. No.: 22TM1491
Page : 1 of 3

Certificate of Calibration

Equipment : Water Bath
Manufacturer : Memmert
Model : WNB22
Serial No. : L513.0648
ID No. : RYG_EN00061
Submitted by : ALS Laboratory Group (Thailand) Co., Ltd. (Rayong Branch)
616/10 Moo 5, T. Maenam Khu,
A. Pluakdaeng,
Rayong 21140, Thailand
Location : Wet Chemistry Lab
Received Order : 20 October 2022
Calibration Date : 20 October 2022
Ambient Temperature : $(26 \pm 10) ^\circ\text{C}$
Relative Humidity : $(50 \pm 30) \%$
Calibrated by : Preecha Hlahib
Approved by :
() Pornthippa Tameyakul
(✓) Malee Butkruea
() Suwit Imjai

Issue Date : 2 November 2022

The Uncertainties are for a confidence probability of approximately 95%

This certificate may not be reproduced other than in full, except with the prior written
Approval of the head of Corporate Services 3 : Equipment Calibration and Testing Services.

A 0046906



Equipment : Water Bath
Condition As-Received : Used Item
Reference : 2210-0376OC-4
Procedure Used :-

Cert. No.: 22TM1491
Page : 2 of 3

Calibration were conducted using in-house calibration procedure CP-OT04 according to direct measurement method with Data Acquisition which connected with Industrial Platinum Resistance Thermometer (IPRT).

The temperature scale used was based on ITS-90.

Condition of this result of calibration

1. Reference standard instrument:-

Instrument	Model	Serial No.	Cert. No.	Due Date
1) Data Acquisition	34970A	MY44035217	21LM30	23 Dec 2022

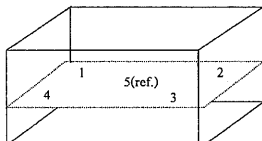
2. This certificate is valid only to the item calibrated on date and place of calibration.

3. This certification is traceable to the International System of Unit.

Result of Calibration :- () Without Adjustment

Function of UUC* : Temperature Source

	Environmental		AC Voltage Supply
	(°C)	(%R.H.)	(Volt)
Beginning of Calibration	24	53	222
Finished of Calibration	24	50	221



Front

Position :	Ref. Std. S/N.:
1	N37P300726
2	N37P300727
3	N37P300728
4	N37P300729
5(ref.)	N37P300730



Equipment : Water Bath
Condition As-Received : Used Item
Reference : 2210-0376OC-4
Result of Calibration :- () Without Adjustment
Function of UUC* : Temperature Source

Cert. No.: 22TM1491
Page : 3 of 3

Calibration point (°C)	UUC* Setting (°C)	UUC* Reading (°C)	Average* Standard Reading (°C)				
			Position				
85.0	85.0	85.0	1	2	3	4	5 (ref.)
			84.527	84.563	84.628	84.516	84.580

Calibration point (°C)	Uniformity (°C)	Stability (± °C)	Uncertainty (± °C)	Coverage Factor k
85.0	0.12	0.081	0.18	2

Average* : The average of 30 values in each position.

Uniformity : The maximum difference of measured temperatures at any sensors and the measured temperature at the reference location which are observed at the same time or at as close an observation time as possible to determine the temperature pattern or homogeneity within the chamber under steady-state conditions.

Stability : One-half of the greatest maximum difference of measured temperature at any one probe.

UUC* : Unit Under Calibration

Note : The reported uncertainty of measurement was included stability and excluded uniformity.

The reported uncertainty of measurement was based on a standard uncertainty multiplied by a coverage factor *k*, providing a level of confidence of approximately 95 %.

-o0o-

a 1132471

a 1132470

RYG_EN0065



TECHNOLOGY PROMOTION ASSOCIATION (THAILAND-JAPAN)
CORPORATE SERVICES 3: EQUIPMENT CALIBRATION AND TESTING SERVICES
534/4 PATTANAKARN ROAD SOI 18, SUANLUANG, SUANLUANG, BANGKOK 10250
TEL. 0-2717-3000-24 FAX. 0-2719-9484



Certificate of Calibration

Certificate No.: 22T13
Page : 1 of 2

Cert. No.: 22T13
Page.: 2 of 2

Equipment : Digital Thermometer With Sensor

Manufacturer: Fluke

Model : 50S

Serial No.: 76950190

ID No.: RYG_EN0065

Condition As-Received: Used Item

Received Date: 22 December 2021

Calibration Date: 04 January 2022

to 07 January 2022

Reference: 2112-0636DSC

Ambient Temperature: (25 ± 3) °C

Relative Humidity: (50 ± 20) %

This certificate may not be reproduced other than in full, except with the prior written approval of the head of Corporate Services 3: Equipment Calibration and Testing Services.

Submitted by: ALS Laboratory Group (Thailand) Co., Ltd. Rayong Branch

616/10 Moo 5 T.Maenam Khu, A.Pluakdaeng, Rayong
21140, Thailand

Procedure used: Calibration were conducted using in-house calibration procedure CP-T01 according to comparison with Industrial Platinum Resistance Thermometer (IPRT) into liquid bath temperature controller. The temperature scale used was based on ITS-90.

Condition of this result of calibration

1. Reference standards instruments :

Instrument	Model	Serial No.	Certificate No.	Due Date
1) Digital Thermometer	1529	A7A609	211126	14 Oct 2022
2) Industrial Platinum Resistance Thermometer	5627-12	571975	211126	14 Oct 2022
3) Digital Thermometer	1529	A66176	2111248	16 Nov 2022
4) Industrial Platinum Resistance Thermometer	5627	739435	2111248	16 Nov 2022

2. The certificate is valid only to the item calibrated on date and place of calibration.

3. This Certification is traceable to the International System of Unit maintained at:-

-National Institute of Metrology Thailand (NIMT)

REVIEW BY *Thanyalak*
APPROVED BY *D. K.*
NEXT CAL. DATE *05/07/23*


Calibrated by : Thatchanan Chankong
Issue Date : 12 January 2022

Approved Signatory :

[] Phalinee Prabpaipai
[x] Chatchawan Khunpluek
[] Wanlop Larpkum

B 0278021

a 1089050

**Agilent CrossLab Compliance**

Qualification Type: ICPMS-QQ

System ID: JP12091612

EQP Name: AgilentRecommended

EQP Revision: ICPMS.02.50

EQP Publish Date: March 2020

Date: June 14, 2022 10:32:16 AM

Report Type: Report

Org. Name: ALS Laboratory Group (Thailand) Co.,Ltd.

Org. Location: 104 Phatthanakarn 40, Suan Luang, Bangkok 10250 Thailand.

REVIEW BY Tattapan C.

APPROVED BY Sant N.

NEXT CAL. DATE 11/28/23

Date: June 14, 2022 10:32:16 AM
System ID: JP12091612

Page 1 / 30

Table of Contents

Section	Page
Cover	1
Table of Contents	2
Test Summary	3
Service Details	4
Instrument Details	5
Calculation Formulas	6
Protocol Details	7
Tests	8
Autosampler Check : ASX-520	8
Integrated Sample Introduction System (ISIS) Check : ISIS2	9
Autotune : G3281A	10
Background (No Gas Mode) : G3281A	12
Background (Gas Modes) : G3281A	13
20-Minute Stability (No Gas Mode) : G3281A	14
Declaration of Change Control	15
Attachments	16
Electronic Signature	28
Transaction Logs	29

Date: June 14, 2022 10:32:16 AM
System ID: JP12091612

Page 2 / 30

Test Summary**Purpose**

This section includes a status for each scheduled test and the overall qualification. For each test that is run, (1) the status is automatically determined based on pre-defined limits, and (2) the total number of times the test was run is displayed. For detailed results and specifications for a test, refer to the test results in this EQR.

Details	Status	Runs
Test		
Autosampler Check : ASX-520	Pass	1
Integrated Sample Introduction System (ISIS) Check : ISIS2	Pass	1
Autotune : G3281A	Pass	1
Background (No Gas Mode) : G3281A	Pass	1
Background (Gas Modes) : G3281A	Pass	1
20-Minute Stability (No Gas Mode) : G3281A	Pass	1
Overall Qualification Status		
Pass		

Date: June 14, 2022 10:32:16 AM
System ID: JP12091612

Page 3 / 30

Service Details**Purpose**

This section includes local contact and delivery details for this service.

General Details

Service Order No./Request: 6005218484

EQP Name: AgilentRecommended

EQP Revision: ICPMS.02.50

Report Type: Report

Organization Details

Name: ALS Laboratory Group (Thailand) Co.,Ltd.

Location: 104 Phatthanakarn 40, Suan Luang, Bangkok 10250 Thailand.

Local Contact Details

Name: Khan Chetchanal

Job Title: Lab Manager

Qualification Location: Spectro Room

Operator Details

Name: Parthep Kurasathain

Job Title: Field Service Engineer

Data Acquisition Details

Acquisition Software Name: MassHunter

Acquisition Software Revision: D.01.01

Customer Data System (CDS): IcpMs: MassHunter

Date: June 14, 2022 10:32:16 AM
System ID: JP12091612

Page 4 / 30

Instrument Details

Purpose

This section describes the as found system configuration.

Details

ICP-MS 1

Manufacturer	Agilent Technologies
Name	7700x
Model Number	G3281A
Detector Type	SQ
Nebulizer	Mira Mist (G3161)
Spray Chamber	Quartz
Torch	Quartz
Sampling Cone	Ni
Skimmer Cone	Ni
Serial Number	JP12091612
Firmware Revision	D.01.01

ISIS 1

Manufacturer	Agilent Technologies
Name	ISIS2
Model Number	G4911A
Installed Options	#003: 2 pumps, 1 valve, auto dilution and discrete sampling
Type	Peristaltic pump system

Autosampler 1

Manufacturer	Agilent Technologies
Name	ASX-520
Model Number	G3286A
Serial Number	031403A520

Chiller 1

Manufacturer	Agilent Technologies
Name	Chiller
Model Number	G3292A
Serial Number	4N1220700

Date: June 14, 2022 10:32:16 AM
System ID: JP12091612

Page 5 / 30

Calculation Formulas

Purpose

This section includes calculation formulas for all available tests. Depending upon which tests are scheduled, all or some apply to your qualification.

For a description of calculations for ICP-MS tests performed by the MassHunter software, refer to the MassHunter application and documentation.

Date: June 14, 2022 10:32:16 AM
System ID: JP12091612

Page 6 / 30

Protocol Details

Purpose

This section lists the revisions for all test units used in this report. For complete test-specific and high-level change details, refer to the Revision History document.

Test Revision	Test
ICPMS.02.50	20-Minute Stability (No Gas Mode)
ICPMS.02.50	Autosampler Check
ICPMS.02.50	Autotune
ICPMS.02.50	Background (Gas Modes)
ICPMS.02.50	Background (No Gas Mode)
ICPMS.02.50	Integrated Sample Introduction System (ISIS) Check

Date: June 14, 2022 10:32:16 AM
System ID: JP12091612

Page 7 / 30

Autosampler Check

Purpose

This test demonstrates that the autosampler module is correctly installed and connected. It does not test module performance.

Setpoint

Results	Criteria	Observed Result	Expected Result	Status
After the self test, is probe in the home position?		Yes	Yes	Pass
As commanded, is the probe positioned at vial 2?		Yes	Yes	Pass

Setpoint Status: Pass Runs: 1

Overall Autosampler Check Test Status

Pass

Date: June 14, 2022 10:32:16 AM
System ID: JP12091612

Page 8 / 30

Integrated Sample Introduction System (ISIS) Check

Purpose

This test demonstrates that the ISIS module is correctly installed and connected. It does not test module performance.

Setpoint

Results	Criteria	Observed Result	Expected Result	Status
As commanded, does the pump rotate?		Yes	Yes	Pass
As commanded, do the valves load and inject?		Yes	Yes	Pass

Setpoint Status: Pass

Runs: 1

Overall Integrated Sample Introduction System (ISIS) Check Test Status

Pass

Date: June 14, 2022 10:32:16 AM
System ID: JP12091612

Page 9 / 30

Autotune

Purpose

This test uses traceable checkout standards to run a software-executed autotune in all modes. The tune report provides values for peak width, mass axis, sensitivity, oxide species, and doubly-charged species tests.

Setpoint

Results

Peakwidth Mass 7 0.735 AMU
Agilent Recommended: 0.65
0.80

Status: Pass

Peakwidth Mass 89 0.732 AMU
Agilent Recommended: 0.65
0.80

Status: Pass

Peakwidth Mass 205 0.746 AMU
Agilent Recommended: 0.65
0.80

Status: Pass

Mass Axis 7 7.00 AMU
Agilent Recommended: 6.9
7.1

Status: Pass

Mass Axis 89 89.00 AMU
Agilent Recommended: 88.9
89.1

Status: Pass

Mass Axis 205 205.00 AMU
Agilent Recommended: 204.9
205.1

Status: Pass

Date: June 14, 2022 10:32:16 AM
System ID: JP12091612

Page 10 / 30

Mass 7 Sensitivity No Gas

81.18 Mcps/ppm

Agilent Recommended: 25.5

Status: Pass

Mass 89 Sensitivity No Gas

247.81 Mcps/ppm

Agilent Recommended: 85

Status: Pass

Mass 205 Sensitivity No Gas

184.87 Mcps/ppm

Agilent Recommended: 51

Status: Pass

Mass 59 Sensitivity He

84.86 Mcps/ppm

Agilent Recommended: 20.4

Status: Pass

Oxide Ratio 156/140

1.119 %

Agilent Recommended: 1.38

Status: Pass

Doubly Charged Species Ratio 70/140

1.140 %

Agilent Recommended: 2.3

Status: Pass

Setpoint Status: Pass

Runs: 1

Overall Autotune Test Status

Pass

Date: June 14, 2022 10:32:16 AM
System ID: JP12091612

Page 11 / 30

Background (No Gas Mode)

Purpose

This test examines the background of the ICP-MS in no gas mode by monitoring ions during a blank run.

Setpoint

Conditions

Masses: 7 AMU
89 AMU
205 AMU

Measurements and Results

Masses (AMU): 7 89 205
Measured Value: 4.900 7.100 18.400 cps
Agilent Recommended: 10 10 30
Status: Pass Pass Pass

Setpoint Status: Pass

Runs: 1

Overall Background (No Gas Mode) Test Status

Pass

Date: June 14, 2022 10:32:16 AM
System ID: JP12091612

Page 12 / 30

Background (Gas Mode)

Purpose

This test examines the background of the ICP-MS in the various gas modes by monitoring ions during a blank run.

Setpoint	Gas Mode:	Helium
Conditions		
Mass:	78	AMU
Integration Time:	1.0	sec
Cycles:	20	
Measurements and Results		
Mass (AMU):	78	
Measured Value:	21.1000	cps
Agilent Recommended:	≤ 1450	
Status:	Pass	
Setpoint Status:	Pass	Runs: 1
Overall Background (Gas Mode) Test Status		
Pass		

Date: June 14, 2022 10:32:16 AM
System ID: JP12091612

Page 13 / 30

20-Minute Stability (No Gas Mode)

Purpose

This test monitors the abundance of ions present in the checkout standard over a 20-minute period to verify that the signal is stable. The %RSD of the abundance of given ions is calculated internally by the software and compared to the limit.

Setpoint	
Conditions	
Mode:	Spectrum
Masses:	7, 9, 59, 89, 140, 205
Integration Time:	9.99 sec
Peak Pattern:	3 points/peak
Repetitions:	20
Sweeps/Replicates:	100
Measurements and Results	
Masses (AMU):	7, 89, 205
Stability RSD:	0.2, 0.6, 0.6 %
Agilent Recommended:	≤ 3.45
Status:	Pass
Setpoint Status:	Pass
Overall 20-Minute Stability (No Gas Mode) Test Status	
Pass	

Date: June 14, 2022 10:32:16 AM
System ID: JP12091612

Page 14 / 30

Declaration of Change Control

This document is under change control. Revision history is maintained and printed on each document. Access to the master documents is limited to process owners. Documents receive periodic review and cannot be assigned an evergreen status. The qualification performed according to this document refers only to the hardware/software configuration in place at the time of the qualification. Agilent Technologies recommends that instrument configuration change management procedures be in place in order to maintain the validation process. Any changes to the analytical or computer hardware or software must be clearly specified. A change management system provides a means for determining the degree of requalification required according to the extent of the changes made. All details of the changes must be thoroughly recorded and documented, together with details of completed tests and their results. Note: Hardware/software configuration management is the customer's responsibility.

Attachments

Training requirements note: The delivery engineer attaches an ACE technique-specific training certificate to the Equipment Qualification Report (EQR). Obtaining ACE technique-specific certification includes pre-requisite trainings for Data Integrity, General Compliance topics (GMP, GLP, ALCOA, etc.), instrument hardware and software components, and the ACE technique itself. The one certificate encompasses all pre-requisite trainings as documented in the Agilent Learning Management System called Success Factors.

Location	Category	Document Name	Page
EQR	General	Certificate of System Qualification	17
EQR	General	Operator's training certificate and qualifications	18
EQR	General	Certificate of Qualification for ACE	19
EQR	General	Certificate of Qualification for ACE	20
EQR	General	Tune reports	21
EQR	General	Test Report	24
EQR	General	Test Report	26

Date: June 14, 2022 10:32:16 AM
System ID: JP12091612


Page 15 / 30

Date: June 14, 2022 10:32:16 AM
System ID: JP12091612

Page 16 / 30

General

Document Name: Certificate of System Qualification

 **Agilent Technologies**

Agilent Compliance Engine Self Qualification

Date: September 14, 2021 4:58:15 PM
Drive Serial #: ACA025C9 Platform Revision: ACE 3.11

Individual self-qualification reports for each specific technique installed are also available upon request. They provide additional details on the general report from the console summary and are structured by the actual algorithms challenged during the process. There is not a one-to-one relationship between algorithms and OQ program tests because some algorithms are used by several tests and across multiple similar hardware components of the qualified systems.

Technique Type	Tests Completed	Result
Atomic Absorption	7	Conforms
Capillary Electrophoresis	10	Conforms
Dissolution	6	Conforms
Emission Spectroscopy	3	Conforms
Gas Chromatography - GC/MS	17	Conforms
Gas Chromatography	29	Conforms
Gel Permeation Chromatography	8	Conforms
ICP-MS	6	Conforms
Infrared Spectroscopy	7	Conforms
Liquid Chromatography	17	Conforms
Liquid Chromatography - LC/MS	8	Conforms
Microfluidics	18	Conforms
Sample Preparation - Gas Chromatography	9	Conforms
Sample Preparation - Liquid Chromatography	8	Conforms
Supercritical Fluid Chromatography	15	Conforms
Software	6	Conforms
UV-Vis Spectrophotometer	13	Conforms


Overall Qualification Status
Conforms

Date: June 14, 2022 10:32:16 AM
System ID: JP12091612

Page 17 / 30

General

Document Name: Operator's training certificate and qualifications

 **Agilent Technologies**

Certificate of Completion

Learner Name: Panthep Kurasaithin

Title Of Course: AN-CE-ICPMS-2-017-B:7700x/7700s ICP-MS Intro. -Oper.H/W,S/W & OQ/PV

Completion Date: November 22, 2012

Certified By Company: Learning at Agilent

All Service and Support training certificates have the following specific limitations.

A certificate for Service and Support training is only valid while employed by Agilent Technologies or while working as an Agilent-authorized service provider, through which the service employee has ongoing access to Agilent's Safety Alerts, Service Notes, internal technical updates, update training, current documentation, technical support, current parts, and parts updates. Completion of training alone, without being employed by Agilent Technologies, does not qualify an individual to safely install, service or maintain Agilent products.

Date: June 14, 2022 10:32:16 AM
System ID: JP12091612

Page 18 / 30

General

Document Name: Certificate of Qualification for ACE

 **Agilent Technologies**

Certificate of Completion

Learner Name: Panthep Kurasaithin

Title Of Course: AN-CE-SS-II-039-A: ACE 3.X User Update Training

Completion Date: July 7, 2020

Certified By Company: Learning at Agilent

All Service and Support training certificates have the following specific limitations.

A certificate for Service and Support training is only valid while employed by Agilent Technologies or while working as an Agilent-authorized service provider, through which the service employee has ongoing access to Agilent's Safety Alerts, Service Notes, internal technical updates, update training, current documentation, technical support, current parts, and parts updates. Completion of training alone, without being employed by Agilent Technologies, does not qualify an individual to safely install, service or maintain Agilent products.

Date: June 14, 2022 10:32:16 AM
System ID: JP12091612

Page 19 / 30

General

Document Name: Certificate of Qualification for ACE

 **Agilent Technologies**

Certificate of Completion

Learner Name: Panthep Kurasaithin

Title Of Course: AN-CE-ICPMS-2-035-B: CrossLab Compliance Hardware Specific Delivery for Agilent ICP-MS Systems

Completion Date: October 31, 2020

Certified By Company: Learning at Agilent

All Service and Support training certificates have the following specific limitations.

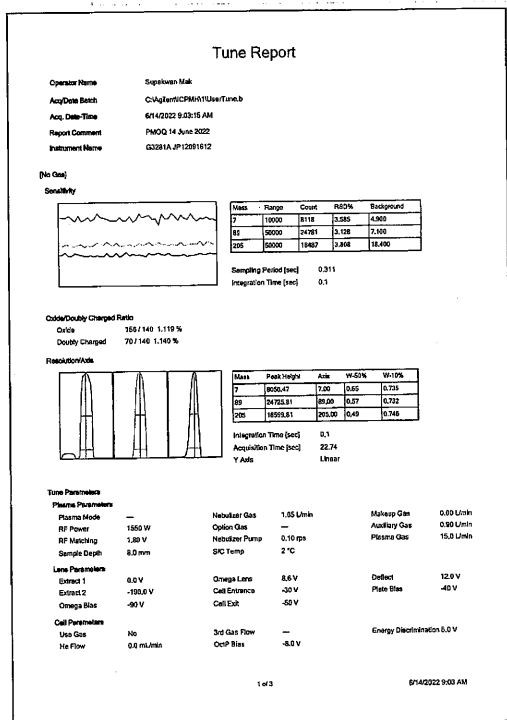
A certificate for Service and Support training is only valid while employed by Agilent Technologies or while working as an Agilent-authorized service provider, through which the service employee has ongoing access to Agilent's Safety Alerts, Service Notes, internal technical updates, update training, current documentation, technical support, current parts, and parts updates. Completion of training alone, without being employed by Agilent Technologies, does not qualify an individual to safely install, service or maintain Agilent products.

Date: June 14, 2022 10:32:16 AM
System ID: JP12091612

Page 20 / 30

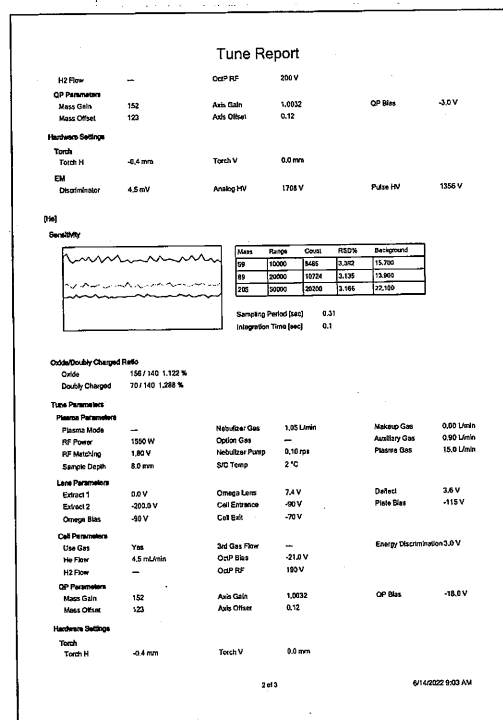
General

Document Name: Tune reports

Date: June 14, 2022 10:32:16 AM
System ID: JP12091612


Page 21 / 30

Document Name: Tune reports

Date: June 14, 2022 10:32:16 AM
System ID: JP12091612

Page 22 / 30

Document Name: Tune reports

Date: June 14, 2022 10:32:16 AM
System ID: JP12091612

Page 23 / 30

General

Document Name: Test Report

Batch Summary Report						
Batch Folder: C:\Agilent\CPM\011\UseTune.b						
Analysis File: 8C He batch.b						
Tune Step: #1 He						
Ref	Acq. Date/Time	Data File	Sample Name	Type	Level	Duration
1	6/14/2022 10:09:53 AM	0012091612	8C He	Sample		1.0000

Page 1 / 2 6/14/2022 10:09:54 AM

Date: June 14, 2022 10:32:16 AM
System ID: JP12091612

Page 24 / 30

Document Name: Test Report

Batch Summary Report			
Analyte Table			
	78	No 1	
Sample Name	CPS	CPS BSD	
1 30 min	21.1000	38.6	

Page 2 / 2 6/14/2022 10:05:04 AM

Date: June 14, 2022 10:32:16 AM
System ID: JP12091612

Page 25 / 30

General

Document Name: Test Report

Batch Summary Report							
Batch Folder:		D:\Agilent Service\PMOQ 13-6-22\OQ 20 Min\A					
Analysis File:		OQ 20 Min\Batch.bln					
Tune Step:		#1 No Gas					
Ret	Acq. Date/Time	Data File	Sample Name	Type	Level	Dilution	
1	6/14/2022 9:25:27 AM	001214PS.d	130 min	Sample		1.0000	

Page 1 / 2 6/14/2022 9:51:59 AM

Date: June 14, 2022 10:32:16 AM
System ID: JP12091612

Page 26 / 30

Document Name: Test Report

Batch Summary Report									
Analyte Table									
	7	No Gas 1		9	No Gas 1		59	No Gas 1	
Sample Name	CPS	CPS BSD	CPS	CPS BSD	CPS	CPS BSD	CPS	CPS BSD	
1 30 min	8087.8973	0.2	295.3673	5.8	162011.0035	0.7	243211.6700	0.6	
	140	No Gas 1		205	No Gas 1				
Sample Name	CPS	CPS BSD	CPS	CPS BSD					
1 30 min	252532.6960	0.7	181754.8793	0.6					

Page 2 / 2 6/14/2022 9:51:59 AM

Date: June 14, 2022 10:32:16 AM
System ID: JP12091612

Page 27 / 30

Electronic Signature

Purpose

This signature page was created and published because the ACE sign-off action was executed, which is valid for the entire document, including attachments. The ACE sign-off is an electronic signature that requires two distinct identification components: unique username and personal password. The Agilent representative who has delivered this service understands the meaning and legal status of an electronic signature. As a trained official operator, the Agilent representative has a unique password and login to access ACE and electronically sign this document. (Other e-signatures can be applied to this document using a Document Content Management or other suitable method defined in your data access and control procedures.)

Details

Full Name of Signer: Panthep Kurasathain
Logged On User Name: panthep_kurasathain@agilent.com
Signature Creation Date: June 14, 2022
Reason for Signature: Executed protocol and published this original version of document

Regulatory Disclaimer

This document provides a protocol to verify and record instrument configuration and evidence of proper operation. It has been prepared from our interpretation of applicable regulations as well as industry best practices. The document is designed to provide an important component of a complete compliance package. Validation depends upon many factors and use of this protocol alone does not assure compliance. Agilent Technologies makes no promises or representations as to its sufficiency for any specific regulatory program.

Warranty

Agilent Technologies makes no warranty of any kind to this material, including but not limited to, the implied warranties or merchantability and fitness for a particular purpose. Agilent Technologies shall not be liable for errors contained herein or for incidental or consequential damages in connection with the furnishing, performance, or use of this material.

Date: June 14, 2022 10:32:16 AM
System ID: JP12091612

Page 28 / 30

User Name: panthop_kurathale Hostname: ASBKW0313		System ID: JP12091612 Print Date: June 14, 2022 10:32:30 AM		
ALS OQHW 7790 14Jun2022 Transaction log :				
Time	Transaction State	Activity Performed	Type of Transaction	Optional Information
June 14, 2022 10:14:43 AM Audit		SessionCreated	Session	None
June 14, 2022 10:14:43 AM Start		Configuration	Session	None
June 14, 2022 10:14:43 AM Audit		Entitlement	Licensing	User is Field Engineer and does not require an unlock code
June 14, 2022 10:19:18 AM Audit		EqlLoaded	Session	EQP details for primary technique [icpms] - File path: [ProtocolPackets\icpms\Config\unifera\02.50\icpms\02.50.eqp]; EQP File Name: [icpms.02.50.eqp]; EQP Name: [AgilentRecommended]
June 14, 2022 10:19:20 AM End		Configuration	Session	None
June 14, 2022 10:19:24 AM Start		Qualification	Session	OQ
June 14, 2022 10:19:24 AM Start		Execution	Autosampler Check : ASX-520:	None Autosampler Check
June 14, 2022 10:19:42 AM End		Execution	Autosampler Check : ASX-520:	Run Count : 1 Autosampler Check
June 14, 2022 10:19:43 AM Start		Execution	Integrated Sample Introduction System (ISIS) Check : ISIS2:	None Integrated Sample Introduction System (ISIS) Check
June 14, 2022 10:19:47 AM End		Execution	Integrated Sample Introduction System (ISIS) Check : ISIS2:	Run Count : 1 Integrated Sample Introduction System (ISIS) Check
June 14, 2022 10:19:50 AM Start		Execution	Autotune : G3281A: Autotune 1	None
June 14, 2022 10:22:22 AM End		Execution	Autotune : G3281A: Autotune 1	Run Count : 1

Page 1 / 2

Page 1 / 2

Date: June 14, 2022 10:32:16 AM
System ID: JP12091612

Page 29 / 30

User Name: panthop_kurathale

Hostname: ASBKW0313

System Id: JP12091612

Print Date: June 14, 2022 10:32:30 AM

ALS OQHW 7790 14Jun2022 Transaction log :

Time	Transaction State	Activity Performed	Type of Transaction	Optional Information
June 14, 2022 10:22:24 AM Start		Execution	Background (No Gas Mode) : G3281A: No Gas Mode Background 1	None
June 14, 2022 10:22:48 AM End		Execution	Background (No Gas Mode) : G3281A: No Gas Mode Background 1	Run Count : 1
June 14, 2022 10:22:49 AM Start		Execution	Background (Gas Modes) : G3281A: Gas Mode Background :Helium	None
June 14, 2022 10:23:35 AM End		Execution	Background (Gas Modes) : G3281A: Gas Mode Background :Helium	Run Count : 1
June 14, 2022 10:23:37 AM Start		Execution	20-Minute Stability (No Gas Mode) : G3281A: 20-Minute Stability (No Gas Mode) 1	None
June 14, 2022 10:24:08 AM End		Execution	20-Minute Stability (No Gas Mode) : G3281A: 20-Minute Stability (No Gas Mode) 1	Run Count : 1
June 14, 2022 10:24:08 AM End		Qualification	Session	OQ
June 14, 2022 10:24:08 AM Start		Reporting	Session	None
June 14, 2022 10:30:28 AM Audit		Reporting	Session	Report Generated : Certificate
June 14, 2022 10:30:38 AM Audit		Reporting	Session	Report Generated : Report

Page 2 / 2

Page 2 / 2

Date: June 14, 2022 10:32:16 AM
System ID: JP12091612

Page 30 / 30

Certificate of System Qualification

ICPMS-OQ

System ID: JP12091612
Organization Name: ALS Laboratory Group (Thailand) Co.,Ltd.
Organization Location: 104 PhatthanaKarn 40, Suen Luang, Bangkok 10250 Thailand.Date: June 14, 2022 10:32:51 AM
EQP Name: AgilentRecommended
EQP Revision: ICPMS.02.50
Overall Qualification Status: Pass

Autosampler Check

Overall Autosampler Check Test Status

Pass

Integrated Sample Introduction System (ISIS) Check

Overall Integrated Sample Introduction System (ISIS) Check Test Status

Pass

Autotune

Peakwidth Mass 7	Pass
Peakwidth Mass 89	Pass
Peakwidth Mass 205	Pass
Mass Axis 7	Pass
Mass Axis 89	Pass
Mass Axis 205	Pass
Mass 7 Sensitivity No Gas	Pass
Mass 89 Sensitivity No Gas	Pass
Mass 205 Sensitivity No Gas	Pass
Mass 89 Sensitivity He	Pass
Oxide Ratio 156/140	Pass
Doubly Charged Species Ratio 70/140	Pass

Overall Autotune Test Status

Pass

Date: June 14, 2022 10:32:51 AM
System ID: JP12091612

Page 1 / 7

Background (No Gas Mode)

Setpoint Status: Pass

Masses (AMU):	7	89	205
Measured Value:	4.900	7.100	18.400
Agilent Recommended:	<= 10	<= 10	<= 30
Status:	Pass	Pass	Pass

Overall Background (No Gas Mode) Test Status

Pass

Background (Gas Mode)

Gas Mode: Helium

Setpoint Status: Pass

Mass (AMU):	78
Measured Value:	121.000
Agilent Recommended:	<= 460
Status:	Pass

Overall Background (Gas Mode) Test Status

Pass

20-Minute Stability (No Gas Mode)

Masses (AMU):	7	89	205
Stability RSD:	0.2	0.6	0.6
Agilent Recommended:	<= 3.45	<= 3.45	<= 3.45
Status:	Pass	Pass	Pass

Overall 20-Minute Stability (No Gas Mode) Test Status

Pass

Date: June 14, 2022 10:32:51 AM
System ID: JP12091612

Page 2 / 7

Instrument Details

Purpose

This section describes the as found system configuration.

Details

ICP-MS 1

Manufacturer	Agilent Technologies
Name	7700x
Model Number	G3281A
Detector Type	SQ
Nebulizer	Mira Mist (G3161)
Spray Chamber	Quartz
Torch	Quartz
Sampling Cone	Ni
Skimmer Cone	Ni
Serial Number	JP12091612
Firmware Revision	D.01.01

ISIS 1

Manufacturer	Agilent Technologies
Name	ISIS2
Model Number	G4911A
Installed Options	#003: 2 pumps, 1 valve, auto dilution and discrete sampling
Type	Peristaltic pump system

Autosampler 1

Manufacturer	Agilent Technologies
Name	ASX-520
Model Number	G3286A
Serial Number	031403A520

Chiller 1

Manufacturer	Agilent Technologies
Name	Chiller
Model Number	G3292A
Serial Number	4N1220700

Date: June 14, 2022 10:32:51 AM
System ID: JP12091612

Page 3 / 7

Electronic Signature

Purpose

This signature page was created and published because the ACE sign-off action was executed, which is valid for the entire document, including attachments. The ACE sign-off is an electronic signature that requires two distinct identification components: unique username and personal password. The Agilent representative who has delivered this service understands the meaning and legal status of an electronic signature. As a trained official operator, the Agilent representative has a unique password and login to access ACE and electronically sign this document. (Other e-signatures can be applied to this document using a Document Content Management or other suitable method defined in your data access and control procedures.)

Details

Full Name of Signer:	Panthep Kurasathain
Logged On User Name:	panthep_kurasathain@agilent.com
Signature Creation Date:	June 14, 2022
Reason for Signature:	Executed protocol and published this original version of document

Regulatory Disclaimer

This document provides a protocol to verify and record instrument configuration and evidence of proper operation. It has been prepared from our interpretation of applicable regulations as well as industry best practices. The document is designed to provide an important component of a complete compliance package. Validation depends upon many factors and use of this protocol alone does not assure compliance. Agilent Technologies makes no promises or representations as to its sufficiency for any specific regulatory program.

Warranty

Agilent Technologies makes no warranty of any kind to this material, including but not limited to, the implied warranties or merchantability and fitness for a particular purpose. Agilent Technologies shall not be liable for errors contained herein or for incidental or consequential damages in connection with the furnishing, performance, or use of this material.

Date: June 14, 2022 10:32:51 AM
System ID: JP12091612

Page 4 / 7

User Name: panthep_kurasathain		System ID: JP12091612		
Hostname: ASBKKW313		Print Date: June 14, 2022 10:32:52 AM		
ALS OQHW 7700 14Jun2022 Transaction log:				
Time	Transaction State	Activity Performed	Type of Transaction	Optional Information
June 14, 2022 10:14:43 AM Audit		SessionCreated	Session	None
June 14, 2022 10:14:43 AM Start		Configuration	Session	None
June 14, 2022 10:14:43 AM Audit		Enrollment	Licensing	User is Field Engineer and does not require an unlock code
June 14, 2022 10:19:18 AM Audit		EqpLoaded	Session	EQP details for primary technique [icpms] - File path: [Protocol\Products\ICPMS\Config\versions\02.50\logms.02.50.aeq], EQP File Name: [icpms.02.50.aeq], EQP Name: [AgilentRecommended]
June 14, 2022 10:19:20 AM End		Configuration	Session	None
June 14, 2022 10:19:24 AM Start		Qualification	Session	OQ
June 14, 2022 10:19:24 AM Start		Execution	Autosampler Check : ASX-520: Autosampler Check	None
June 14, 2022 10:19:42 AM End		Execution	Autosampler Check : ASX-520: Autosampler Check	Run Count : 1
June 14, 2022 10:19:43 AM Start		Execution	Integrated Sample Introduction System (ISIS) Check : ISIS2: Integrated Sample Introduction System (ISIS) Check	None
June 14, 2022 10:19:47 AM End		Execution	Integrated Sample Introduction System (ISIS) Check : ISIS2: Integrated Sample Introduction System (ISIS) Check	Run Count : 1
June 14, 2022 10:19:50 AM Start		Execution	Autotune : G3281A: Autotune 1	None
June 14, 2022 10:22:22 AM End		Execution	Autotune : G3281A: Autotune 1	Run Count : 1

Page 1/3

Page 1 / 3

Date: June 14, 2022 10:32:51 AM
System ID: JP12091612

Page 5 / 7

User Name: panthep_kurasathain
 Hostname: ASBKWVX13

System ID: JP12091612
 Print Date: June 14, 2022 10:32:52 AM

ALS OQHW 7700 14Jun2022 Transaction log:

Time	Transaction State	Activity Performed	Type of Transaction	Optional Information
June 14, 2022 10:22:24 AM Start		Execution	Background (No Gas Mode): G3281A: No Gas Mode Background 1	None
June 14, 2022 10:22:48 AM End		Execution	Background (No Gas Mode): G3281A: No Gas Mode Background 1	Run Count : 1
June 14, 2022 10:22:49 AM Start		Execution	Background (Gas Modes): G3281A: Gas Mode Background Helium	None
June 14, 2022 10:22:35 AM End		Execution	Background (Gas Modes): G3281A: Gas Mode Background Helium	Run Count : 1
June 14, 2022 10:23:37 AM Start		Execution	20-Minute Stability (No Gas Mode): G3281A: 20-Minute Stability (No Gas Mode) 1	None
June 14, 2022 10:24:06 AM End		Execution	20-Minute Stability (No Gas Mode): G3281A: 20-Minute Stability (No Gas Mode) 1	Run Count : 1
June 14, 2022 10:24:06 AM End		Qualification	Session	OO
June 14, 2022 10:24:08 AM Start		Reporting	Session	None
June 14, 2022 10:30:26 AM Audit		Reporting	Session	Report Generated: Certificate
June 14, 2022 10:30:39 AM Audit		Reporting	Session	Report Generated: Report

Page 2 / 3

Page 2 / 3

Date: June 14, 2022 10:32:51 AM
System ID: JP12091612

Page 6 / 7

User Name: panthap_kurathain
Host Name: ASBKXW313
System ID: JP12081812
Print Date: June 14, 2022 10:32:52 AM

ALS OQHW 7700 14Jun2022 Transaction log:

Time	Transaction State	Activity Performed	Type of Transaction	Optional Information
June 14, 2022 10:32:28 AM Audit	Reporting	Session	Report Signed: Report PDF Name: ALS OQHW 7700 14Jun2022_20220614_OQ Report_L.pdf User Name: panthap_kurathain@agilent.com Full Name of Signer: Panthap Kurathain Reason for signature: Executed protocol and published this original version of document	

Page 3 / 3

Date: June 14, 2022 10:32:51 AM
System ID: JP12081812

Page 7 / 7

Metrological Center

SCI ECO Services Company Limited

33/2 Moo 3, T.Banpa, A.Kaengkhohi, Saraburi 18110

Telephone : +66 2 586 5792-4 Fax : +66 2 586 5109

Website : www.scieco.co.th E-Mail : calibrate@scg.co.th



Certificate No. T220730

Page 2 of 6

Calibration Report

Equipment : HEATING BLOCK
Date of Calibration : 7 April 2022
Environment : Temperature : 21.8-23.1 °C
Line Voltage : 221.6-226.3 V
Relative Humidity : 55 - 65 %RH

Condition of this results of calibration :

- This equipment was calibrated by insert nine standard thermocouples type T into its chamber , the other one standard thermocouples type T use for ambient temperature measurement . The calibration was done in according to WI-T20.

All data show below were final values and the initial data from customer request . The temperature scale used was based on ITS - 90 .

2. Reference Standard Instrument :

Instrument	Model	Instrument No.	Certificate No.	Due Date
TC	TYPE T	TN221-TN230	T210008	08 June 2022
TC	TYPE T	TN231-TN240	T210008	08 June 2022
DATA LOGGER	34970A	T149	T210008	08 June 2022

3. This certificate is traceable to :

National Institute of Metrology (Thailand) through Metrological Center (NSC-TISI-TIS 17025 CALIBRATION 0244.)

4. Condition of calibrated item : good

Equipment Description :

Time Constant : 2 Hour 25 Minute At 95 °C
Fresh Air Damper : ☐ Open ☐ Min ☐ Medium ☐ Max
☐ Close
☒ Not Available

5. Adjustment :

() without adjustment (X) after adjustment

Approved By:



Metrological Center

SCI ECO Services Company Limited

33/2 Moo 3, T.Banpa, A.Kaengkhohi, Saraburi 18110

Telephone : +66 2 586 5792-4 Fax : +66 2 586 5109

Website : www.scieco.co.th E-Mail : calibrate@scg.co.th

Certificate No. T220730

Page 1 of 6

Certificate of Calibration

Equipment : HEATING BLOCK
Manufacturer : Environmental Express
Model : SC 196
Serial No. : 6974CECW3285
Customer Code : BKK_EL0054
ID No. : T5306A3
Customer : ALS Laboratory Group (Thailand) Co.,Ltd.
104 Phatthanakan 40, Phatthanakan Rd., Khwaeng Phatthanakan,
Khet Suan Luang, Bangkok 10250
Customer Location : Acid Digestion Lab
Date of Receipt : 30 March 2022
Calibrated By : Watcharapon Sangtong (Technician)
Approved By : / Sujjar Naknakred (Site Calibration Manager)
Date of Issue : 17 APR 2022

REVIEW BY : Tattaporn C.
APPROVED BY : Sangtong
NEXT CAL DATE : 7/10/23

The uncertainties are for a confidence probability of approximately 95%.

This Certificate is issued in accordance with the conditions of accreditation granted by the Thai Laboratory Accreditation Scheme which has assessed the measurement capability of the laboratory and its traceability to recognized national standards and to the units of measurement realized at the corresponding national standard laboratory. This certificate may not be reproduced other than in full except with the prior written approval of the Metrological Center.

FM-L12 109/30-05-57

Metrological Center

SCI ECO Services Company Limited

33/2 Moo 3, T.Banpa, A.Kaengkhohi, Saraburi 18110

Telephone : +66 2 586 5792-4 Fax : +66 2 586 5109


Website : www.scieco.co.th E-Mail : calibrate@scg.co.th



Certificate No. T220730

Page 3 of 6

Calibration Report



Calibration Report

Measurement Results		Average Standard Reading at each position (°C)					
Calibration Point		TN221	TN222	TN223	TN224	TN225	TN226
R1 Hole1-Hole6	Max	93.60	93.82	94.05	94.20	94.36	94.26
	Min	93.07	93.26	93.51	93.66	93.82	93.71
	Average	93.33	93.54	93.78	93.93	94.09	93.98
R2 Hole7-Hole12	Max	94.59	94.79	94.63	94.55	94.82	95.00
	Min	94.05	94.25	94.08	93.97	94.26	94.44
	Average	94.32	94.52	94.36	94.26	94.54	94.72
R3 Hole13-Hole18	Max	95.03	94.54	94.78	94.84	95.06	94.73
	Min	94.46	93.98	94.20	94.38	94.49	94.18
	Average	94.74	94.26	94.49	94.56	94.78	94.45
R4 Hole19-Hole24	Max	94.89	94.82	95.73	95.85	95.73	96.10
	Min	94.33	94.26	95.51	95.62	95.51	95.83
	Average	94.61	94.54	95.62	95.73	95.62	95.97
R5 Hole25-Hole30	Max	96.28	96.39	96.37	96.54	96.19	96.04
	Min	96.01	96.10	96.02	96.20	95.89	95.71
	Average	96.15	96.24	96.20	96.37	96.04	95.88
R6 Hole31-Hole36	Max	96.84	96.97	97.03	96.48	96.33	95.76
	Min	96.53	96.65	96.71	96.08	95.98	95.43
	Average	96.68	96.81	96.87	96.28	96.16	95.60
R7 Hole37-Hole42	Max	96.46	96.15	96.19	96.06	96.95	97.09
	Min	96.13	95.84	95.85	95.72	96.64	96.78
	Average	96.30	95.99	96.02	95.89	96.80	96.93
R8 Hole43-Hole48	Max	96.91	96.58	96.13	96.19	96.34	96.19
	Min	96.55	96.21	95.80	95.87	96.03	95.88
	Average	96.73	96.40	95.96	96.03	96.18	96.03

Approved By.

FM-L13 108/30-05-57

Calibration Report

Measurement Results		Average Standard Reading at each position (°C)					
Calibration Point		TN221	TN222	TN223	TN224	TN225	TN226
R1 Hole1-Hole6	Max	104.47	104.65	104.79	105.31	105.47	105.46
	Min	104.15	104.27	104.45	104.98	105.14	105.20
	Average	104.31	104.46	104.62	105.15	105.31	105.33
R2 Hole7-Hole12	Max	105.55	105.73	105.65	105.84	105.97	106.07
	Min	105.28	105.43	105.35	105.52	105.68	105.83
	Average	105.42	105.58	105.50	105.68	105.82	105.95
R3 Hole13-Hole18	Max	106.14	106.06	105.81	106.05	105.81	105.87
	Min	105.85	105.81	105.55	105.80	105.53	105.64
	Average	106.00	105.94	105.68	105.92	105.67	105.75
R4 Hole19-Hole24	Max	105.86	105.60	104.44	104.51	104.28	104.78
	Min	105.61	105.37	104.27	104.35	104.12	104.61
	Average	105.74	105.48	104.35	104.43	104.20	104.69
R5 Hole25-Hole30	Max	104.94	104.93	104.97	105.08	104.68	104.69
	Min	104.77	104.75	104.76	104.90	104.51	104.49
	Average	104.85	104.84	104.86	104.99	104.60	104.59
R6 Hole31-Hole36	Max	105.44	105.45	105.61	104.95	104.84	104.42
	Min	105.27	105.27	105.44	104.76	104.66	104.25
	Average	105.36	105.36	105.53	104.86	104.75	104.33
R7 Hole37-Hole42	Max	105.17	104.70	104.59	104.51	105.22	105.53
	Min	105.00	104.53	104.41	104.35	105.04	105.37
	Average	105.08	104.62	104.50	104.43	105.13	105.45
R8 Hole43-Hole48	Max	105.61	105.45	105.10	104.77	104.87	105.02
	Min	105.44	105.28	104.92	104.60	104.70	104.85
	Average	105.53	105.37	105.01	104.69	104.79	104.93

Approved By.

FM-L13 108/30-05-57

Calibration Report

Measurement Results:

HEATING BLOCK			Temperature Distribution	
Setting (°C)	Reading (°C)		Stability (±°C)	Uncertainty (±°C)
	Min , Max	Average		
100.0	100.0 , 100.4	100.1	0.29	0.83
105.0	105.0 , 105.4	105.1	0.20	0.79

* The quoted uncertainty exclude " uniformity "

The calibration result apply only the above calibrated item.


The result of test was found accurate as shown on date and place of test only.



The reported expanded uncertainty is based on a standard uncertainty multiplied by a coverage factor k which for a t-distribution, providing a level of confidence of approximately 95 % .

Approved By.

FM-L13 108/30-05-57

Certificate of Calibration

Equipment : Chamber (Cold Room)
Manufacturer : KOLDTECH
Model : KM 320
Serial No. : TBN-1012061/05
Customer Code : BKK_EN0167
ID No. : T2463A3
Customer : ALS Laboratory Group (Thailand) Co.,Ltd.
 104 Phatthanakan 40, Phatthanakan Rd., Khwaeng Phatthanakan,
 Khet Suan Luang, Bangkok 10250
Customer Location : Environmental Laboratory
Date of Receipt : 27 June 2022
Calibrated By : Sujjar Naknakred (Site Calibration Manager)
Approved By :  / Boonchai Suriyawong (Site Calibration Manager)
Date of Issue : 04 JUL 2022

REVIEW BY	
APPROVED BY	
NEXT CAL DATE	30/12/23

The uncertainties are for a confidence probability of approximately 95%.

This Certificate is issued in accordance with the conditions of accreditation granted by the Thai Laboratory Accreditation Scheme which has assessed the measurement capability of the laboratory and its traceability to recognized national standards and to the units of measurement realized at the corresponding national standard laboratory. This certificate may not be reproduced other than in full except with the prior written approval of the Metrological Center.

FM-L14 117/01-02-64

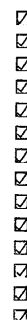
Serial-No.: K170A0143 Customer-No.:
Date: 24 May 2023 Carried out by: Srichai Fak-on

Maintenance with following Operational Qualification (OQ)
(requires a separate OQ protocol) ☐

Company	บริษัท เอแอลเอส แลบบอราทอรี กรุ๊ป (ประเทศไทย) จำกัด
User	
Department	ห้องแล็บปฏิบัติการ
Street	104 ซอย 40 ถนนพัฒนาการ แขวงสวนหลวง เขตสวนหลวง
Zip Code, City	กรุงเทพมหานคร 10250
Country	ประเทศไทย
Phone	
Fax	
E-mail	

Maintenance works basic unit


tightness visual check inside the Mercur
visual check if gold-traps are broken
visual check if spectrometer is contaminated
visual check of the fluorescence cell
visual check of the absorption cell, incl. window
reactor cleaning
check pump-hose, if necessary change it
check swivel drive (SEV)
check drying-hose, output gas-liquid-separator
test Bubble-Sensor
check gas flows
check volume flows, reagents
recording stray light values
measurement with 30 ng/l



Maintenance works Autosampler

Serial No.: 701 739

lubricate the dosing-winding (Teflon-grease-spray)
clean the dosing cylinder, if necessary exchange it
lubricate the winding system of the height drive with some drops of oil
check the toothed belt
check the position of the mechanical stopper (height: 13mm)
check the pump rate of mixing pump (<14s AS52, typ.7s/<20s AS52S, typ.10s)
check the pump rate of washing cup
check the electrical hose connections for good contact
check the connectors of the magnetic valves
check the dosing hose for buckling, if necessary exchange it



Device parameter	nominal value	actual value
visual check general tightness inside the Mercur	o.k.: <input checked="" type="checkbox"/>	changed: <input type="checkbox"/>
visual check Goldtraps	o.k.: <input checked="" type="checkbox"/>	changed: <input type="checkbox"/>
visual check spectrometer		
Fluorescence cell	o.k.: <input checked="" type="checkbox"/>	changed: <input type="checkbox"/>
Absorption cell, incl. window	o.k.: <input checked="" type="checkbox"/>	changed: <input type="checkbox"/>
lens	o.k.: <input checked="" type="checkbox"/>	changed: <input type="checkbox"/>
Swivel drive (SEV)	o.k.: <input checked="" type="checkbox"/>	changed: <input type="checkbox"/>
check pump hoses	o.k.: <input checked="" type="checkbox"/>	changed: <input type="checkbox"/>
check hoses and hose connectors	o.k.: <input checked="" type="checkbox"/>	changed: <input type="checkbox"/>
check and clean reactor	o.k.: <input checked="" type="checkbox"/>	changed: <input type="checkbox"/>
check drying hose output Gas-liquid-separator	o.k.: <input checked="" type="checkbox"/>	changed: <input type="checkbox"/>
check bubble-sensor	o.k.: <input checked="" type="checkbox"/>	not o.k.: <input type="checkbox"/>
Check gasflow		
Argon pressure valve 4	1.2 - 1.5 bar	1.5 bar
Valve 1	10 Nl/h or 0.166 NL/min	0.163 NL/min
Valve 2	50 Nl/h or 0.833 NL/min	0.403 NL/min
Valve 3	5 Nl/h or 0.083 NL/min	0.140 NL/min
Valve 4	10 Nl/h or 0.166 NL/min	0.108 NL/min
Check liquidflow		
Acid	2.5 ml/min ± 1 ml	2.5 ml/min
Red.-agent	2.5 ml/min ± 1 ml	2.5 ml/min
Sample	10 ml/min ± 2 ml	10 ml/min
Adventitious light - values	(V) from file	
100	0	0
200	0	0
300	0	0
350	0	0
400	0	0
450	2	2
500	5	5
550	10	10
575	15	14
600	20	20

Device parameter	nominal value	actual value
Analytical parameters Fluorescence cell		
Conditions.: max.conc.: 10 µg/L PMT-voltage: ...360.....V		
Blank-solution		Int. 0.00024...
without enrichment / FBR 30 ng/L	Int > 0.0015 RSD < 3 %	Int. 0.00172... RSD 0.45.....%
Conditions.: max.conc.: 1.7 µg/L PMT-voltage: ...352.....V		
Blank-solution		Int. 0.00370...
with enrichment / FBR 30 ng/L	Int > 0.008 RSD < 3 %	Int. 0.01060... RSD 2.38.....%
Fok.- factor (Int ₂ / Int ₁)	> 3.5	6.16
Analytical parameters Absorption cell		
Blank-solution		Ext. 0.00093...
without enrichment / FBR 100 ng/L	Ext. > 0.0012 RSD < 5 %	Ext. 0.00449... RSD 2.58.....%
Comments		

Srichai Fak-on
Signature Technician

24 May 2023
Place, Date (DD/MM/YYYY)

Oranan T.
Signature Customer

24 May 2023
Place, Date (DD/MM/YYYY)

analytikjena

An Endress+Hauser Company

35 Moo 5, 345 Road, Khlong Khro, Pak Kret,
Nonthaburi 11120 Thailand.
Phone: +66(2) 1062970-72
Fax: +66(2) 1062973
www.analytikjena.com

Service Report

Customer's address:		Customer's Ref. No.	
35 Moo 5, 345 Road, Khlong Khro, Pak Kret, Nonthaburi 11120 Thailand.		K170A0143	
E-mail:		Phone:	
Job No. 2305232 PM		User:	
Instrument model: Mercury		Service Engineer: NTH	
Serial No. K170A0143		Date: 24/5/2023 Page: 1/1	
<input type="checkbox"/> Repair (RE) <input type="checkbox"/> Maintenance (PM) <input type="checkbox"/> Installation (IN) <input type="checkbox"/> Warranty <input type="checkbox"/> Application (AP) <input type="checkbox"/> Site Prep (SP) <input type="checkbox"/> Visit (VI)		Software Version No. 4.7.10.0	
Fault / Claim: - <i>problem with instrument</i> <i>to No. 2305232 PM / (INV2305-037)</i> <input type="checkbox"/> Error Code		<input type="checkbox"/> Error Code	
Action taken: - <i>Maintenance next Basic Unit</i> - <i>Check device parameter</i> - <i>Check gas flow</i> - <i>Check liquid flow</i> - <i>Check Adsorption light - valves</i> - <i>Test run Analytical parameter Fluorescence cell</i> - <i>Test run Analytical parameter Absorption cell</i>			
Action Pending / Recommendation: <i>problem with instrument</i>			
<input type="checkbox"/> Spare Part <input type="checkbox"/> Instrument Configuration			
Item No.	Name	Quantity	Unit Price
1.			
2.			
3.			
4.			
5.			
6.			
7.			
Herewith the undersigned confirm the time devoted, the work performed, the perfect function of the device, and the receipt/delivery of the specified spare parts. *Traveled hours and kilometers can only be entered after the return of the service engineer.		Date / Signature of Customer: <i>Orawan T.</i> Date / Signature of Service Engineer: <i>NTH</i> Work completed? <input checked="" type="checkbox"/> Yes <input type="checkbox"/> No	

Services are subject to the General Terms and Conditions of Analytik Jena AG, which will be sent on request.

Mercur

Report file: C:\WinAAS\TMP\2023\May\Pro_032
 Program version: 4.7.10.0 Printed on: 5/24/2023 12:46
 Recording started on 5/24/2023 12:35 GMT+7.0
 Operator: PSU,OTA
 Laboratory: ALS-BKK
 Code: IL_Hg095_2023

Remarks:
Food,water

Method parameters

Method: Without enrichment / FBR 30ng/L_PM24052023
 Created on: 5/24/2023 Time: 12:27
 Program: ---

Parameters Mercur Technique: Hg fluorescence

Line	253.7 nm		
Lamp type	Hg-LP		
Integr. mode	Peak height	Integr. time	30 s
PMT	360 V		
AZ time	5 s	Peak smoothing	8/5
Delay	0 s		
Working mode	w/o enrich.	System cleaning	Acid
FBR technique	on	Wash time acid	10 s
Pump speed	3	Soaking time	20 s
Sample load time	10 s	Gas load time	5 NL/h
Reaction time	10 s		
Waiting time AZ	5 s		
Delay	0 s		
Purge time1	28 s		
Purge time2	15 s	Gas wash time2	10 NL/h

Autosampler

Autosampler: AS51S/F
 Working mode: continuous
 Tray type: 87/139

Dilution: ---

Mercur

QC parameters

QC type	Conc. check	QC check samp. 2	---
QC check samp. 1	---	Conc.	---
Conc.	---	Error limit	---
Error limit	---	Reaction	flag + continue
Rep. measurement	off	QC std.2 no.	1(30.000 ng/L)
QC std.1 no.	1(30.000 ng/L)	QC std.2 limit	± 50.00%
QC std.1 limit	± 50.00%	Reaction	flag + continue
QC std. act.	flag + continue	QC Recal.factor	off
Expect. blank abs.	0.0100± 0.0100		
QC precision	off		

Calibration settings

Calib. meth	Standard calib.	Calibr. unit	ng/L
No. standards	1	Conversion fac.	1000000
Type of standards	---	Standard prep.	Premixed
		Blank correct.	---
Output unit	µg/L	Recalib. std. no.	---
Calib. stat.	Mean	Conversion fac.	1000
		Meas. cycles	3
Stock sol. 1	---	Blind cycles	1
Stock sol. 3	---	Stock sol. 2	---
Type of cal. curve	linear	Stock sol. 4	---
Weighted cal.	off	Intercept	calculated
Check of cal. curve	no outlier test	Grubbs stat.	off

Sample statistics

Stat. mode	Mean	Meas. cycles	2
Confid. level	95.4 %	Blind cycles	1
Grubbs stat.	---		

Calibration standards

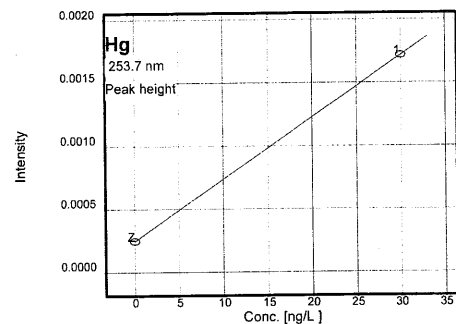
No	Name	State	Pos	Conc./ng/L	Ints	SD	RSD/%
1	Cal-Zero	(-)	79	0.000	H: 0.000249 A: 0.004274	0.000132 0.001698	53.13 39.72
2	Cal-Std1	(-)	80	30.000	H: 0.001720 A: 0.02172	0.000007 0.000023	0.459 0.107

Hg

Calibration function 1

5/24/2023 12:44 Calibration (Peak height)

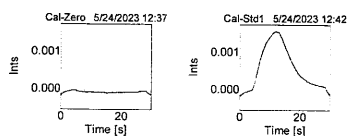
Ints=k1+k2*conc			
k1=0.000249	k2=0.000049	Recal. factor:	---
Slope	0.00005 Ints/(ng/L)	R2-adjusted	1.0000
sc0	1.00000 ng/L		
Lower limit	0 ng/L	Upper limit	33.0 ng/L
Detection limit	---	Deter. limit	---



Measurements and events (sorted by time)

Hg ID	Without enrichment / FBR 30ng/L_PM 24052023	5/24/2023	12:35
Conc.	Ints	BG	SD
Cal-Zero	0.000143		
	0.000397		
	0.000207		
0ng/L	0.000249	0.0001324	53.13
Cal-Std1	0.001720		
	0.001712		
	0.001728		
30.00ng/L	0.001720	0.000007897	0.459
Calibration	Calibration function: 01		12:44

Peak plots



Hg

Mercur

Report file: C:\WinAAS\TMP\2023\May\Pro_033
 Program version: 4.7.10.0 Printed on: 5/24/2023 14:01
 Recording started on 5/24/2023 13:37 GMT+7.0
 Operator: PSU,OTA
 Laboratory: ALS-BKK
 Code: II_Hg095_2023

Remarks:
 Food,water

Method parameters

Method Enrichment / FER 30ng/L PM_24052023
 Created on 5/24/2023 Time 13:36
 Program ---

Hg

Parameters Mercur Technique: Hg fluorescence

Line	253.7 nm		
Lamp type	Hg-LP		
Integr. mode	Peak height	Integr. time	40 s
PMT	352 V		
AZ time	5 s	Peak smoothing	12/11
Delay	0 s		
Working mode	Enr. w/o reload.	System cleaning	Off
FBR technique	off	Wash time acid	10 s
Pump speed	3	Soaking time	20 s
Sample load time	10 s	Gas load time	10 NL/h
Reaction time	10 s		
Waiting time AZ	10 s	Gas AZ wait	10 NL/h
Purge time1	30 s		
Purge time2	15 s	Gas wash time2	5 NL/h
Purge time3	20 s		
Heat.time coll.1	20 s	Cool. time coll.1	30 s

Mercur

Mercur

QC parameters

QC type	Conc. check	QC check samp. 2	---
QC check samp. 1	---	Conc.	---
Conc.	---	Error limit	---
Error limit	---	Reaction	flag + continue
Rep. measurement	off	QC std.2 no.	1(30.000 ng/L)
QC std.1 no.	1(30.000 ng/L)	QC std.2 limit	± 50.00%
QC std.1 limit	± 50.00%	Reaction	flag + continue
QC std. act.	flag + continue	Reaction	off
Expect. blank abs.	0.0100± 0.0100	QC Recal.factor	Off
QC precision	off		

Calibration settings

Calib. meth	Standard calib.	Calib. unit	ng/L
No. standards	1	Conversion fac.	1000000
Type of standards	---	Standard prep.	Premixed
		Blank correct.	---
		Recalib. std. no.	---
Output unit	µg/L	Conversion fac.	1000
Calib. stat.	Mean	Meas. cycles	3
		Blind cycles	1
Stock sol. 1	---	Stock sol. 2	---
Stock sol. 3	---	Stock sol. 4	---
Type of cal. curve	linear	Intercept	calculated
Weighted cal.	off	Grubbs stat.	off
Check of cal. curve	no outlier test		

Sample statistics

Stat. mode	off	Meas. cycles	1
Confid. level	95.4 %	Blind cycles	1
Grubbs stat.	---		

Calibration standards

No	Name	State	Pos	Conc./ng/L	Ints	SD	RSD/%
1	Cal-Zero	(-)	##	0.000	H: 0.003700 A: 0.02531	0.000081 0.000153	2.192 0.607
2	Cal-Std1	(-)	##	30.000	H: 0.01060 A: 0.06689	0.000253 0.002766	2.386 4.136

Hg

Mercur

Calibration function 1

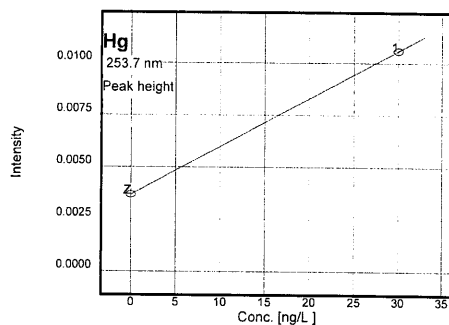
5/24/2023 14:00 Calibration (Peak height)

Ints=k1+k2*conc

k1=0.003700 k2=0.000230

Recal. factor: ---

Slope	0.00023 Ints/(ng/L)	R2-adjusted	1.0000
sc0	1.00000 ng/L		
Lower limit	0 ng/L	Upper limit	33.0 ng/L
Detection limit	---	Deter. limit	---

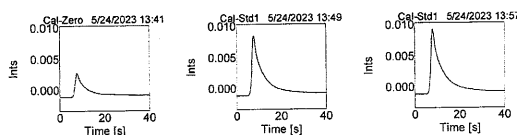


Measurements and events (sorted by time)

Hg	Enrichment / FER 30ng/L PM_24052023				5/24/2023	13:37	
ID	Conc.	Ints	BG	SD	RSD/%	Int. type	Time
Cal-Zero		0.003792				PkH	13:41
		0.003666					13:43
		0.003640					13:44
	0ng/L	0.003700		0.000081090	2.192		13:44
Cal-Std1		0.009498				PkH	13:49
		0.008333					13:50
		0.008961					13:52
	30.00ng/L	0.008931		0.0005830	6.528		13:52
Cal-Std1		0.01031				PkH	13:57
		0.01074					13:58
		0.01076					14:00
	30.00ng/L	0.01060		0.0002530	2.386		14:00
Calibration	Calibration function: 01						14:00

Mercur

Peak plots



Hg

Mercur

Report file: C:\WinAAS\TMP\2023\May\Pro_034
 Program version: 4.7.10.0 Printed on: 5/24/2023 14:33
 Recording started on 5/24/2023 14:19 GMT+7.0
 Operator: PSU,OTA
 Laboratory: ALS-BKK
 Code: IL_Hg095_2023

Remarks:
 Food,water

Method parameters

Method Without enrichment / Abs / FBR 100ng/L_PM 24052023
 Created on 5/24/2023 Time 14:18
 Program ---

Parameters Mercur Technique: Hg absorption

Line	253.7 nm		
Lamp type	Hg-LP		
Integr. mode	Peak height	Integr. time	55 s
PMT	225 V		
AZ time	5 s	Peak smoothing	2/5
Delay	8 s		
Working mode	w/o enrich.	System cleaning	Acid
FBR technique	on	Wash time acid	15 s
Pump speed	4	Soaking time	20 s
Sample load time	8 s	Gas load time	5 NL/h
Reaction time	12 s		
Waiting time AZ	15 s		
Delay	10 s		
Purge time1	50 s		
Purge time2	10 s	Gas wash time2	10 NL/h

Hg

Mercur

Mercur

QC parameters

QC type	Conc. check	QC check samp. 2	---
QC check samp. 1	---	Conc.	---
Conc.	---	Error limit	---
Error limit	---	Reaction	flag + continue
Rep. measurement	off	QC std.2 no.	1(100.00 ng/L)
QC std.1 no.	1(100.00 ng/L)	QC std.2 limit	± 0.00%
QC std.1 limit	± 50.00%	Reaction	flag + continue
QC std. act.	flag + continue	QC Recal.factor	Off
Expect. blank abs.	0.0100± 0.0100		
QC precision	off		

Calibration settings

Calib. meth	Standard calib.	Calibr. unit	ng/L
No. standards	1	Conversion fac.	1000000
Type of standards	---	Standard prep.	Premixed
		Blank correct.	---
		Recalib. std. no.	---
Output unit	µg/L	Conversion fac.	1000
Calib. stat.	Mean	Meas. cycles	3
		Blind cycles	1
Stock sol. 1	---	Stock sol. 2	---
Stock sol. 3	---	Stock sol. 4	---
Type of cal. curve	linear	Intercept	calculated
Weighted cal.	off	Grubbs stat.	off
Check of cal. curve	no outlier test		

Sample statistics

Stat. mode	Mean	Meas. cycles	2
Confid. level	95.4 %	Blind cycles	1
Grubbs stat.	---		

Calibration standards

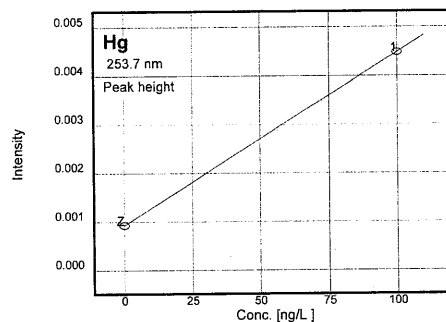
No	Name	State	Pos	Conc./ng/L	Abs	SD	RSD/%
1	Cal-Zero	(--)	##	0.00	H: 0.000932 A: 0.035926	0.000138 0.006208	14.88 17.28
2	Cal-Std1	(--)	##	100.00	H: 0.004494 A: 0.061286	0.000116 0.001275	2.586 2.082

Hg

Calibration function 1

5/24/2023 14:33 Calibration (Peak height)

Abs=k1+k2*conc			
k1=0.000932	k2=0.000036	Recal. factor:	---
Slope	0.00004 Abs/(ng/L)	R2-adjusted	1.0000
sc0	1.00000 ng/L	Charact. conc.	122.411 (ng/L)/1%
Lower limit	0 ng/L	Upper limit	110. ng/L
Detection limit	---	Deter. limit	---

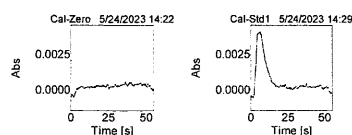


Measurements and events (sorted by time)

Hg	Without enrichment / Abs / FBR 100ng/L_PM 24052023	5/24/2023	14:19
ID	Conc.	Abs	SD
Cal-Zero		0.001039	
		0.000775	
		0.000981	
	0ng/L	0.000932	0.00013872
			14.88
Cal-Std1		0.004528	
		0.004364	
		0.004589	
	100.ng/L	0.004494	0.00011623
			2.586
Calibration	Calibration function: 01		14:33

Mercur

Mercur



REVIEW BY Sudarat N.
APPROVED BY Savitree N.
NEXT CAL. DATE 5/06/2023

Maintenance Protocol

Atomic Fluorescence Spectrometer
mercur DUO /
mercur DUO plus

Mercur

analytikjena
ANALYTICAL JOURNAL

Serial-No.: R190A0143 Customer-No.: 104-002
Date: 6/06/2022 Carried out by: Mr. Srinani Palan

Maintenance with following Operational Qualification (OQ)
(requires a separate OQ protocol)

Company	ՀԱՅԻՐ ԴՆԵՐԱԿԱՆ ՄԱՐԿԱՎԱՐՈՒՄԻ ԴՏՊ/ ՀԱՅԻՐԱԼԵ, ԶԻՆԷ
User	ՋԱՂԻՏԻ ԱՌԱՎԵՐՑԻՄ
Department	Lab
Street	ԽՈՒՍԵՔԻՆԻՍ ԿՕ ՄԱՐԿԱՎԱՐՈՒՄ ԲՐԱՆՈՒՄ
Zip Code, City	ՄԴԱՏՈՒՄՆԱՅ ՈՖԻՍԱՎԱՐՈՒՄ 10250
Country	ՀԱՅԿԱՆ
Phone	
Fax	
E-mail	

Maintenance works basic unit

- tightness visual check inside the Mercur
- visual check if gold-traps are broken
- visual check if spectrometer is contaminated
- visual check of the fluorescence cell
- visual check of the absorption cell, incl. window
- reactor cleaning
- check pump-hose, if necessary change it
- check swivel drive (SEV)
- check drying-hose, output gas-liquid-separator
- test Bubble-Sensor
- check gas flows
- check volume flows, reagents
- recording stray light values
- measurement with 30 ng/l

[illegible]

Maintenance works Autosampler

- lubricate the dosing-winding (Teflon-grease-spray)
- clean the dosing cylinder, if necessary exchange it
- lubricate the winding system of the height drive with some drops of oil
- check the toothed belt
- check the position of the mechanical stopper (height: 13mm)
- check the pump rate of mixing pump (<14s AS52, typ.7s/<20s AS52S, typ.10s)
- check the pump rate of washing cup
- check the electrical hose connections for good contact
- check the connectors of the magnetic valves
- check the dosing hose for buckling, if necessary exchange it

[illegible]

Device parameter	nominal value	actual value
visual check general tightness inside the Mercur	o.k.: <input checked="" type="checkbox"/> changed: <input type="checkbox"/>	
visual check Goldtraps (Goldtraps 2 / NG)	o.k.: <input checked="" type="checkbox"/> changed: <input type="checkbox"/>	
visual check spectrometer		
Fluorescence cell	o.k.: <input checked="" type="checkbox"/> changed: <input type="checkbox"/>	
Absorption cell, incl. window	o.k.: <input checked="" type="checkbox"/> changed: <input type="checkbox"/>	
lens	o.k.: <input checked="" type="checkbox"/> changed: <input type="checkbox"/>	
Swivel drive (SEV)	o.k.: <input checked="" type="checkbox"/> changed: <input type="checkbox"/>	
check pump hoses	o.k.: <input checked="" type="checkbox"/> changed: <input type="checkbox"/>	
check hoses and hose connectors	o.k.: <input checked="" type="checkbox"/> changed: <input type="checkbox"/>	
check and clean reactor	o.k.: <input checked="" type="checkbox"/> changed: <input type="checkbox"/>	
check drying hose output Gas-liquid-separator	o.k.: <input checked="" type="checkbox"/> changed: <input type="checkbox"/>	
check bubble-sensor	o.k.: <input checked="" type="checkbox"/> not o.k.: <input type="checkbox"/>	
Check gasflow		
Argon pressure valve 4	1.2 – 1.5 bar	1.5 bar
Valve 1	10 Nl/h or 0.166 NL/min	0.166
Valve 2	50 Nl/h or 0.833 NL/min	0.831
Valve 3	5 Nl/h or 0.083 NL/min	0.084
Valve 4	10 Nl/h or 0.166 NL/min	0.167
Check liquidflow		
Acid	2.5ml/min ± 1 ml	2.5 ml/min
Red.-agent	2.5ml/min ± 1 ml	2.5 ml/min
Sample	10ml/min ± 2 ml	10 ml/min
Adventitious light - values		
(V)	from file	
100	0	0
200	0	0
300	0	0
350	0	1
400	1	3
450	4	7
500	9	17
550	19	36
575	26	51
600	36	91

Device parameter	nominal value	actual value
Analytical parameters Fluorescence cell		
Conditions.: max.conc.: 10µg/L PMT-voltage: 369 V		
Blank-solution without enrichment / FBR 30 ng/L	Int > 0.0015 RSD < 3 %	Int 0.0003 Int 0.0058 RSD 1.02 %
Conditions.: max.conc.: 1.7µg/L PMT-voltage: 352 V		
Blank-solution with enrichment / FBR 30 ng/L	Int > 0.008 RSD < 3 %	Int 0.0040 Int 0.0044 RSD 0.87 %
Fok.- factor (Int ₂ / Int ₁)	> 3.5	4.206
Analytical parameters Absorption cell		
Blank-solution without enrichment / FBR 100 ng/L	Ext. > 0.0012 RSD < 5 %	Ext. 0.0010 Ext. 0.0042 RSD 3.82 %
Comments		

M. Sathai Pak-on
Signature TechnicianBangkok, 6/06/2012
Place, Date (DD/MM/YYYY)สมชาย งามวิจิตร
Signature Customer6/06/2012
Place, Date (DD/MM/YYYY)